




# The Winchester School

## Year 4 Family Learning News Letter – May 2022



Area of learning	Focus	Home activities/How can you help your child at home	Useful website
Literacy	<p><b><u>Moral Education Link:</u></b>  <b>Moral Education link-Equality and Appreciation</b>  <b>Appreciation and Gratitude</b>            Novel: Charlie and The Chocolate Factory.</p> <p><b><u>Spellings:</u></b></p> <ul style="list-style-type: none"> <li>To use words with prefixes and suffixes and how to add them.</li> <li>To use words with suffix 'ation'.</li> <li>To use the prefix 'sub' and 'super'.</li> </ul> <p><b><u>Grammar:</u></b>            To use conjunctions, adverbs and prepositions to express time and cause.            To review the basic grammar concept-<b>direct and indirect speech</b>.            To explore figures of speech.</p>  <p><b><u>Punctuations:</u></b></p>	<p><b>Discuss</b> the importance of inculcating and following moral values.  <b>Encourage</b> your child to appreciate the big and small things that is done for them and to them by any person in or outside school <b>Create</b> a card for people around you to appreciate their support to you.</p> <p><b>Remind</b> the children that the prefix <b>sub-</b> means <b>under</b> and the prefix <b>super-</b> means <b>'above' or 'more than'</b>. <b>When we add sub or super to a root word we don't change the spelling of the root word.</b>  <b>Explain</b> that the suffix –'ation' can be used to turn verbs into nouns. If the verb ends in <b>e</b> remove the <b>e</b> before adding –'ation'.</p> <p>Remember connectives link sentences. <b>Encourage</b> your child to include connectives to enrich their writing.</p> <p><b>Conjunctions</b> can be used to show <b>when or why something is happening</b>: e.g. when, before, <b>after</b>, while, so, because, etc.  <b>Adverbs</b> can be used to show <b>when something is happening</b>: then, next, soon.  <b>Prepositions</b> can be used to show <b>where or when something is happening</b>, for example: before, after, during, over there.</p> <p><b>Click</b> on the below link and play the VCOP games online:  <b><u>VCOP Games</u></b></p> <p><b><u>Review Punctuation Topics</u></b>  <b>Explore</b> the use of level 4 punctuations</p>	<p><b>Useful website:</b>  <a href="https://quizizz.com/admin/quiz/60bbbfc8859804001e6a3fe7/equality-and-appreciation">https://quizizz.com/admin/quiz/60bbbfc8859804001e6a3fe7/equality-and-appreciation</a></p> <p><b><u>Suffix and prefix</u></b></p> <p><b><u>The Use of Prefixes and Suffixes</u></b></p> <p><b><u>Direct and indirect speech</u></b></p> <p><b><u>Exploring Suffixes and Prefixes</u></b></p> <p><b><u>Grammar Games</u></b></p>

<p>To use joined handwriting except where other special forms are required. To use basic punctuation to mark grammatical boundaries like commas, colons and semi-colon and speech marks.</p> <p><b>Text level: Classic Fiction</b>          Novel: Charlie and The Chocolate Factory.  <b>Explore descriptive writing</b> based on the novel: The Chocolate Room, Charlie's house, inventory room, golden ticket.  <a href="https://vibrantteaching.com/examples-of-descriptive-writing-for-kids/">https://vibrantteaching.com/examples-of-descriptive-writing-for-kids/</a></p> <p><b>Unit 17: Cave Wars</b> page 58-60 - descriptive writing  <b>Unit 20: Tiger Dead Tiger Dead</b> 67-69          Exploring the key elements of descriptive writing  <b>Unit 16: Whale Alert:</b> Book Based Activity</p> <p><b>Writing Topic: Descriptive Writing based on the novel.</b>  <b>Reading Comprehension- Book based.</b>  <b>STEAM Based activity- Creating Comic Strip/ Story Board using ICT tools</b></p> <p><b>Revision:</b>          Review Punctuation Topics  <a href="https://www.trowell.notts.sch.uk/spag-guided-lessons-and-tests/">https://www.trowell.notts.sch.uk/spag-guided-lessons-and-tests/</a></p>	<p><b>Create</b> a word wall based on the new words you encounter each time you read a book.</p> <p><b>Talk</b> to your child about the purpose of Fiction Texts.</p> <p><b>Discuss</b> and share ideas on difference between Fiction and Non-Fiction Genres.  <b>Together</b> gather information on the different types of story genres.</p> <p><b>Types of Story Genre:</b>  <b>Introduce</b> your child to classic fiction novels like <b>Charlie and The Chocolate Factory</b>. <b>Discuss</b> the <b>setting</b>, <b>Characters</b>, <b>Plot</b> and the <b>author's use of descriptive language</b>.  <a href="https://charlieandthechocolatefactoryfilm.fandom.com/wiki/Inventing_Room">https://charlieandthechocolatefactoryfilm.fandom.com/wiki/Inventing_Room</a>  <a href="https://wonka.fandom.com/wiki/The_Chocolate_Room">https://wonka.fandom.com/wiki/The_Chocolate_Room</a></p> <p><b>Together</b> explore the characters and analyze the different ways the author has portrayed them.  <b>Talk</b> about your experiences and encourage your child to plan a storyboard based on a classic fiction of their choice.  <b>Plan</b> and <b>create</b> your own classic fiction.</p> <p><b>Click</b> on the below link and play the VCOP games online:  <a href="#">VCOP Games</a></p>	<p><a href="https://www.sparknotes.com/lit/charlie/section8/">https://www.sparknotes.com/lit/charlie/section8/</a>          ( Novel)</p> <p><a href="https://grammar.yourdictionary.com/parts-of-speech/adjectives/list-of-descriptive-adjectives.html">https://grammar.yourdictionary.com/parts-of-speech/adjectives/list-of-descriptive-adjectives.html</a>          ( Descriptive Vocabulary)</p> <p><a href="https://www.voorhees.k12.nj.us/cms/lib/nj01000237/centricity/domain/792/descriptive.pdf">https://www.voorhees.k12.nj.us/cms/lib/nj01000237/centricity/domain/792/descriptive.pdf</a>          ( Descriptive Vocabulary)</p> <p><a href="https://www.britannica.com/topic/Charlie-and-the-Chocolate-Factory-by-Dahl">https://www.britannica.com/topic/Charlie-and-the-Chocolate-Factory-by-Dahl</a></p> <p><a href="https://www.youtube.com/watch?v=Uy-qgguRrYY">https://www.youtube.com/watch?v=Uy-qgguRrYY</a></p> <p>( Descriptive Writing- using the 5 senses)</p> <p><a href="https://www.roalddahlfans.com/fun-stuff/trivia-quizzes/charlie-and-the-chocolate-factory-quiz/">https://www.roalddahlfans.com/fun-stuff/trivia-quizzes/charlie-and-the-chocolate-factory-quiz/</a></p>
--	---	---

<https://www.ereadingworksheets.com/e-reading-worksheets/online-reading-tests/#reading-comprehension-tests>  
<https://www.ereadingworksheets.com/e-reading-worksheets/online-reading-tests/>  
<https://www.studiosity.com/student-resources/practice-tests/year-4/reading-comprehension-test>



Classic Fiction Genre

Classic Stories

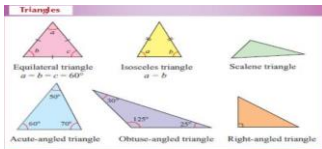
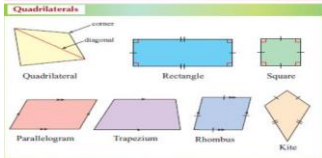
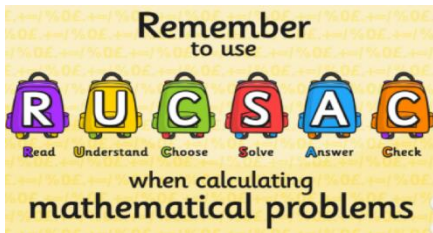



Story Elements



# The Winchester School

## Year 4 Family Learning News Letter –May 2022



Area of learning	Focus	Home activities/How can you help your child at home	Useful website
Numeracy	<ul style="list-style-type: none"> <li>To Analyze and decide how many different isosceles triangles you can find in a regular pentagon</li> </ul>   <ul style="list-style-type: none"> <li>To solve one-step and two-step word problems involving Time.</li> </ul> 	<p><b>Talk:</b> The importance and types of triangles and quadrilaterals. A <b>triangle</b> is a simple closed curve or polygon which is created by three line-segments and a polygon having four edges (or sides) together with four vertices is called a quadrilateral.</p> <p><b>Share Types of Triangle</b></p> <ul style="list-style-type: none"> <li><b>Acute Triangle:</b> This is a triangle in which all the angles are acute,</li> <li><b>Right Angled Triangle:</b> It is a form of a triangle wherein one particular angle is a right angle.</li> <li><b>Obtuse Triangle</b> in which one of the angles stays obtuse is called as an obtuse triangle.</li> </ul> <p><b>Encourage:</b> In quadrilateral, one amazing aspect is that is that it can have parallel opposite sides.</p> <p><b>Talk</b> to your child about <i>the use of reading time in real life and its importance.</i></p> <p>Tell and read time from both a digital and an analogue clock.</p> <p><b>Share</b> some cutouts of the analogue clock and ask your children to match it with the digital clock.</p> <p><b>Encourage</b> them arrange these mixed up times in the correct order starting from the earliest.</p> <p><b>Challenge</b></p>  	<p><u>Types of Triangles and Quadrilateral</u></p> <p><u>Games</u></p> <p><u>Time</u></p>  <p><u>Word Problems in Time</u></p> <p><u>Games</u></p>



# The Winchester School

## Year 4 Family Learning News Letter – May 2022





Area of learning	Focus	Home activities/How can you help your child at home	Useful website
Science	<p><b>Sound</b></p> <p>To recognize that some materials reduce the amount of sound (muffles) that reaches the ear.</p> <p><b>Revision-</b></p> <p><b>Electricity</b></p> <p>To investigate whether or not a lamp will light in a simple series circuit, based on whether or not the lamp is part of a complete loop with a battery. And explore the use of conductors and insulators in real life.</p> <p><b>Classification of living things</b></p>	<p><b>Talk</b> about the various sources of sound and the meaning of muffling. (sound proofing)</p> <p><b>Share</b> information on how sound can be muffled and why it is important to have sounds muffled. E.g. Pilot wears headset to muffle the sound of the engine.</p> <p><b>Encourage</b> them to investigate on how to muffle sounds and think about materials that are best for muffling loud sounds.</p> <p><b>Talk</b> about the various materials that conduct electricity and Those that do not. E.g. metals are conductors while non-metals like plastics are not.</p> <p><b>Share</b> about why conductors and insulators are important in real life. E.g. plastic gloves of an electrician save him at work from electric shock</p> <p><b>Encourage</b> them to plan an investigation to see which materials are conductors and insulators. E.g. Create a circuit with a gap to fill it with different objects to complete it.</p> <p><b>Talk</b> about how important it is to group living things based on their characteristic features.</p>	<p><b>Muffling of sound</b>  <a href="https://www.youtube.com/watch?v=DS-CSD7pjJ4">https://www.youtube.com/watch?v=DS-CSD7pjJ4</a></p> <p><a href="https://www.youtube.com/watch?v=mFUXrpsuhxc">https://www.youtube.com/watch?v=mFUXrpsuhxc</a></p> <p><a href="https://www.science-sparks.com/properties-materials-muffling-sound/">https://www.science-sparks.com/properties-materials-muffling-sound/</a></p> <p><b>Conductors and insulators</b>  <a href="https://c03.apogee.net/mvc/home/hes/land/el?utilityname=dixieec&amp;pc=kids&amp;id=16185">https://c03.apogee.net/mvc/home/hes/land/el?utilityname=dixieec&amp;pc=kids&amp;id=16185</a></p> <p><a href="https://kids.britannica.com/kids/article/insulators-and-conductors/476281">https://kids.britannica.com/kids/article/insulators-and-conductors/476281</a></p> <p><b>Classification of living things</b>  <a href="https://study.com/academy/lesson/classifying-living-things-lesson-for-kids.html#:~:text=classification%20called%20taxonomy.-,Scientists%20classify%20living%20things%20at%20eight%20different%20levels%3A%20domain%2C%20kingdom,%2C%20Fungi%2C%20Plant%2C%20Animal">https://study.com/academy/lesson/classifying-living-things-lesson-for-kids.html#:~:text=classification%20called%20taxonomy.-,Scientists%20classify%20living%20things%20at%20eight%20different%20levels%3A%20domain%2C%20kingdom,%2C%20Fungi%2C%20Plant%2C%20Animal</a></p>



# The Winchester School

## Year 4 Family Learning News Letter – May 2022

Area of Learning	Focus	Home activities/How can you help your child at home	Useful Websites
<b>Humanities</b>  <b>History</b>	<b>Anglo-Saxon Artefacts and Culture</b> <ul style="list-style-type: none"> <li>To analyse and describe Anglo-Saxon artefacts</li> <li>To explain what they can teach us about Anglo-Saxon culture.</li> </ul>	<p><b>Talk</b> to your child about Anglo-Saxon artefacts.</p> <p><b>Encourage</b> your child to research about Anglo-Saxon culture.</p> <p><b>Share</b> with your child about Anglo-Saxon artefacts.</p>	<p><u><a href="#">What was Anglo-Saxon art and culture like? - BBC Bitesize</a></u></p>
<b>Moral Education</b>	<b>1. Mental Wellbeing</b>  <b>2. Positive affirmations</b>	<p><b>Share</b> with your child about what is mental wellbeing</p> <p><b>Talk</b> with your child the different ways to take care of our mental wellbeing.</p> <p><b>Encourage</b> your child to research the importance of positive thinking.</p>	

<p>ICT</p> <p>Revisiting MS-Excel</p> 	<p><b>To Design, create and maintain budgets using Excel.</b></p> <ul style="list-style-type: none"> <li>• To plan a budget data.</li> <li>• Create charts using the spreadsheet data.</li> <li>• Add formatting attributes to the charts and graphs.</li> </ul> <p><b>Sorting , filtering the data and generating charts</b></p>	<p>Creativity, Organizing skill, reasoning</p> <p>Support your child to create a budget sheet based on different real-life scenarios.</p> <p>A budget is a planning tool that helps you keep track of how you spend your money. It includes an estimate of your expenses.</p> <p>Encourage your child to create a data sheet with calculation based on an event.</p>	<p><b>FIVE WAYS TO WELLBEING</b></p>  <p><a href="https://edu.gcfglobal.org/en/Excel/">https://edu.gcfglobal.org/en/Excel/</a></p> <p><a href="https://www.youtube.com/watch?v=PfVSX7CNLKg">https://www.youtube.com/watch?v=PfVSX7CNLKg</a></p>
---	---	--	--



# The Winchester School

## Year 4 Family Learning News Letter – May 2022



Area of Learning	Focus	Home activities/How can you help your child at home	Useful Websites and Vocabulary
UAE Social Studies	<b>1. Powered Engines</b>  <b>2. Developments in Transportation</b>	<b>Encourage</b> your child to research about the invention of powered engines.  <b>Talk</b> with your child about the major inventions and developments in transportation through the ages.	Vocabulary: Steam, engine, machine, mass production.  <a href="https://www.youtube.com/watch?v=25laUQ_oUyM">https://www.youtube.com/watch?v=25laUQ_oUyM</a> Vocabulary: steamship, automobile, metro, airplane.







# The Winchester School

## Year 4 Family Learning News Letter – May 2022




Area of Learning	Focus	Home activities/How can you help your child at home	Useful Websites and Vocabulary
FRENCH	Où es-tu?	<p>Talk to your child about the parts of house using le/la.</p> <p>Encourage your child to identify a picture of a house and label the parts in French.</p>	 



# The Winchester School

## Year 4 Family Learning News Letter – May 2022



Area of learning	Focus	Home activities/How can you help your child at home	Useful websites
<b>Physical Education Activity -1</b>	<p><b><u>Basketball/Dribbling:</u></b></p> <p>Students will be learning to develop the range and consistency of dribbling through the obstacles.</p>	<p>Talk and Encourage the children to do the following:</p>  <p>Encouraging Children to take part in Basketball Games, Dribble the ball hard. ... Head up at all times. ... Use your finger tips to control the ball, not your palm these key points will help the child to become master in the skill to develop his/her Game.</p>	<p><u>Useful sites:</u></p> <p><a href="https://www.youtube.com/watch?v=mHpH9BBS4j4">https://www.youtube.com/watch?v=mHpH9BBS4j4</a>  <a href="https://www.youtube.com/watch?v=MRrNi7uHmaY">https://www.youtube.com/watch?v=MRrNi7uHmaY</a>  <a href="https://www.youtube.com/watch?v=BnvGa0l8bMc">https://www.youtube.com/watch?v=BnvGa0l8bMc</a></p>

## Activity - 2

### Basketball/Passing & Receiving:

Students will be able to learn to develop the range and consistency of passing and receiving the ball accurately.

Talk and Encourage the children to do the following:



Encouraging Children to take part in Basketball Games, practicing below drills will become master in that game skill

- Bounce pass
- Chest pass
- Overhead pass
- One-hand push pass
- Baseball pass

Talk and Encourage the children to do the following:



### Activity-3

### **Basketball/Passing** **(Give and Go):**

Useful sites:

<https://www.youtube.com/watch?v=OMEWlZMmRCI>

<https://www.youtube.com/watch?v=m2sl6P7UQFw>

<https://www.youtube.com/watch?v=NryYEOkWSgU>

Useful sites:

<https://www.youtube.com/watch?v=MQJErnxF4ng>

[https://www.youtube.com/watch?v=O\\_Z4gkyPNG0](https://www.youtube.com/watch?v=O_Z4gkyPNG0)

Students will be able to learn to develop the range and consistency of passing accurately while moving.

Encouraging Children to take part in Basketball Games, practicing more time with Team mates/pairs will improve the give-and-go, a basic offensive play can be a straight pass, a bounce pass, or a lob pass as the situation.

Talk and Encourage the children to do the following:



Encouraging Children to take part in Basketball Games, while practicing Layup shot, below are the key points to remember

Eyes up

Outside long foot step

High inside foot step

Protect the ball & follow through

Practice

**Basketball/Lay-up shot:**

Students will learn to develop the range and consistency of layup shot.

[https://www.youtube.com/watch?v=MvGx3d\\_f7Bs](https://www.youtube.com/watch?v=MvGx3d_f7Bs)



# The Winchester School

## Year 4 Family Learning News Letter – May 2022



Area of learning	Focus	Home activities/How can you help your child at home	Useful websites
<b>Music - Year 4</b> <b>Mr. Sunil</b>	<p>Learning how to play the song “Happy birthday” on recorder</p>	<p>Let the child practice at home, even though there will be squeaking. Be an audience. But better also check if the child is holding the recorder properly.</p>	
<b>Music -Year04</b> <b>Mr.Joyson</b>	<p>Improving child’s confidence and musicality through music rhythm reading.</p> <p>We take a deeper look at the half note and how it relates to the quarter and eight notes</p>	<p>Let the child understand the music note value and clap with the notes. Ask the child to perform it with any percussion instrument like maracas, tambourine</p> <p>Throughout these videos, steady beat is represented by the boxes, and rhythms are represented as the notes inside the boxes. Counting the number of boxes each note uses is a great way to remember how many beats the note is worth.</p>	<p><u>(22) Introduction to Rhythm Reading: Stage Two - YouTube</u></p>
<b>Music -Year04</b> <b>Mr.Kiko</b>	<p>Improving children’s confidence and musicality through singing actions songs and chanting rhymes. Improving on listening skills and recalling. Playing with a recorder Reading Notes</p>	<p>Encourage the child sing action songs at home. Ask the child to perform the songs we learned in school. Help the child choose which other songs they know aside from the songs taught in school and let them invent their own singing actions. Encourage your child to practice recorder at home.</p>	<p><u><a href="https://www.timeout.com/new-york-kids/music/best-kids-songs">https://www.timeout.com/new-york-kids/music/best-kids-songs</a></u>  <u><a href="https://www.youtube.com/watch?v=EXyS9qVrVQ4">https://www.youtube.com/watch?v=EXyS9qVrVQ4</a></u></p>



# The Winchester School

## Year 4 Family Learning News Letter – May 2022



Area of learning	Focus	Home activities/How can you help your child at home	Useful website
Arabic for Arabs	<p><b>الأطباء</b></p> <p>أن يقرأ التلميذ النص قراءة سليمة .</p> <p>أن يحدد التلميذ الفكرة الرئيسة والأفكار الفرعية في النص.</p> <p>أن يميز التلميذ الحوار الداخلي والحوار الخارجي بالقصة .</p> <p>أن يصيغ التلميذ نهاية جديدة للقصة .</p> <p>*الجملة الفعلية :</p> <p>أن يميز التلميذ بين الجملة الاسمية والفعلية .</p> <p>أن يحدد التلميذ أركان الجملة الفعلية .</p> <p>أن يوظف التلاميذ الأفعال الثلاثة في كتابة جمل فعلية .</p> <p>الألف اللينة في نهاية الأسماء :</p> <p>أن يميز التلميذ الألف اللينة في نهاية الأسماء.</p> <p>أن يصيغ التلميذ فقرة مستخدماً الألف اللينة .</p>	<p>* قراءة إحدى القصص وتحديد عناصرها .</p> <p>* مساعدته في جمع شواهد عن الجملة الاسمية .</p> <p>* استخدام بعض الألعاب التعليمية المساعدة في فهم الجملة الفعلية .</p> <p>* مساعدته في كيفية الإلقاء .</p> <p>* مساعدته في التمييز بين النصوص الأدبية .</p> <p>* حثه على استخدام التعبيرات المجازية في حديثه.</p> <p>يمكن لولي الأمر الدخول من خلال الرابط المرفق لموقع قناة اللغة العربية والتربية الإسلامية بمدرسة ونشستر ومتابعة التسجيلات الخاصة بالدروس ومشاركتها مع التلميذ وتدوين ما تعلمه في دفتره المدرسي.</p>	<p><u>منصة أقرأ بالعربية</u></p> <p><u>قناة اللغة العربية والتربية الإسلامية</u></p> <p><u>بمدرسة ونشستر</u></p>
Arabic for Non-Arabs	<p>To compare between different characters.</p> <p>To create a paragraph about the famous characters.</p> <p>To express the opinion in the clothes in famous characters.</p> <p>To know the story of the treasure island</p> <p>- To make sentences about the treasure island using the new vocabulary.</p> <p>- To make a recap of the story of the treasure island in a paragraph.</p> <p>- To express his opinion about the story.</p>	<p>In every lesson, we provide the students with new words with their meanings to help your child memorize and use in sentences of his/her own.</p> <p>-<b>Ask</b> your child to speak about his preferred characters.</p> <p>- <b>Go</b> through the links on the Arabic YouTube channel so that you can help your child learn more at home about the topic.</p>	<p><u>I Read Arabic</u></p> <p><u>Arabic and Islamic YouTube</u></p> <p><u>Channel</u></p>



<p><b>Islamic for Arabs</b></p>	<p>           :            أن يتلو التلميذ السورة تلاوة سليمة .            أن يوضح التلميذ المعنى الإجمالي للسورة .            ذو النورين عثمان بن عفان            أن يوضح التلميذ صفات سيدنا عثمان بن عفان            أن يستنتج التلميذ دور سيدنا عثمان بن عفان.            من مكملات الإيمان            أن يوضح التلميذ مفهوم الحديث.            أن يدلل التلميذ على كمال الإيمان.         </p>	<p>           يساعد ولي الأمر التلميذ في            حفظ السورة من خلال المصحف المعلم.            البحث عن تفسير بعض آيات السورة .            حثه على التحلي بخلق الصحابة رضي الله عنهم.            يمكن لولي الأمر الدخول من خلال الرابط المرفق لموقع            قناة اللغة العربية والتربية الإسلامية الخاص بمدرسة            ونشستر ومتابعة التسجيلات الخاصة بالدروس            ومشاركتها مع التلميذ وتدوين ما تعلمه في دفتره المدرسي         </p>	<p><u>Arabic and Islamic YouTube Channel</u></p>
<p><b>Islamic for Non-Arab</b></p>	<p>           Virtues of reciting Surat Al-Ghashiyah.            To compare the conditions of the people of paradise to those of the people of Hell on the Day of Judgement.            To conclude that thinking deeply about the creations of Allah helps understand His greatness.            My Fasting is for the sake of my lord.            To explain the importance of Ramadan month for Muslims.            To clarify the provisions of fasting.            To conclude the benefits of fasting.            In the shade of my Charity.            To list the types of charity.            To conclude the benefits of charity.            To define the areas of charity.         </p>	<p>           Recite with your child the verses correctly and properly using the given link.            Share with your child the general meaning of the verses.            Talk with your child about the importance of Ramadan month for Muslims.            Talk with your child about the ethics to be observe in Ramadan month.            Talk with your child about the types of charity.            Share with your child the benefits of giving charity.    <b>Go</b> through the links on the Arabic YouTube channel so that you can help your child learn more at home about the topic.         </p>	<p><u>Arabic and Islamic YouTube Channel</u></p>