






The Winchester School


Family Learning Newsletter (Year 1) –December 2023




Area of learning	Focus	Home activities - help your child at home	Useful websites
Literacy	<p>Spelling To use phonic knowledge to make ck and ch words. E.g.: ck - lick, trick ch - chemist, echo,</p> <p>Grammar Singular and Plural To recognize and understand the concept of adding (s) and (es).</p>	<p>Fold three columns on a piece of paper, and label one column 'trace', the next 'copy' and the last 'recall'. Write the word in the first column, and have your child trace the letters. Next have your child copy the word by looking at what he /she's just written. Finally, have your child fold (and hide) the first two columns and recall the spelling of the word independently.</p> <p>A noun names an object, person or place. When a noun is singular, it means there is one of them. When a noun is plural it means there is more than one.</p> <p>Dog', 'balloon' and 'table' are singular nouns because there is only one of each of them.</p> <p>If these nouns were plural, it would mean there were more than one of them. An 's' would be added to the end of each word to make the words 'dogs', 'balloons' and 'tables'.</p>	<p>Geraldine the Giraffe learns /ch/ as the /k/ sound</p> <p>ck digraph</p> <p>SINGULAR AND PLURAL S - ES</p> <p>SINGULAR AND PLURAL SONG</p>

Numeracy	<p>To find halves of shapes and numbers.</p> 	<p>Share and shows squares being halved in different ways and would provoke interesting discussion. Give them time to talk to share about what they've seen and identified. This will allow children to clarify their understanding of halving.</p>	Halving
Science	<p><u>Growing Plants</u></p> <p>To identify the factors that affect the growth of the plant.</p> 	<p>Explore, Research and SHARE information on the factors that is responsible for the growth of plant and how will it affect its growth in their absence.</p> <p>TALK to your child about what they need in their daily life to grow, similarly relate it with the needs of plants.</p> <p>Encourage them to think if any of the factors is absent what will happen to the growth of plant. Will the plant grow healthy and good or it will shrink? Will it bear good fruit or not?</p>	<p>https://www.youtube.com/watch?v=glRR-VdIP1M</p> <p>https://www.youtube.com/watch?v=Gskasi4-O3E&t=96s</p>
Arabic for Arabs	<p>أن يميز التلميذ بعض أسماء الإشارة. أن يقرأ التلميذ كلمات الدرس قراءة صحيحة . أن يطابق التلميذ بين الصور والأحداث المشابهة. أن يصف التلميذ صورا مختلفة بشكل صحيح.</p>	<p>مساعدة الابن على قراءة كلمات بسيطة. مساعدة الابن في تركيب جمل من الكلمات. مساعدة الابن على كتابة جمل بسيطة . إملاء الكلمات التي تم تعلمها بصورة دورية. يمكن لولي الأمر الدخول من خلال الرابط المرفق لموقع قناة اللغة العربية والتربية الإسلامية الخاص بمدرسة ونشستر ومتابعة التسجيلات الخاصة بالدروس ومشاركتها مع التلميذ وتدوين ما تعلمه في دفتره المدرسي.</p>	<p>قناة اللغة العربية والتربية الإسلامية بمدرسة ونشستر</p>

<p>Arabic for Non Arabs</p>	<p>Arabic Alphabets (ك - ل - م - ن) with short vowels and long vowels , and some words as an Example of each letter. Creating Arabic sentences. Using adjectives and colour.</p>	<p>Encourage your child to practice writing the words he learnt at school and to draw them. Encourage your child to practice making sentences using the verbs, and adjectives. Go through the links on the Arabic and Islamic YouTube channel so that you can help your child learn more at home about the topic.</p>	<p>Arabic and Islamic YouTube Channel</p>
<p>Islamic for Non Arabs</p>	<p>Wudu To define what Wudu' is. To explain the importance of Wudu. To demonstrate the steps of Wudu.</p>	<p>Please practice the Wudu step by step every day. Please encourage your child to learn Surah ul feel Please encourage your child to learn the Duaa taught in class. Encourage your child to color monthly prayer chart and answers in book ISLAM MY WAY OF LIVING as Encourage your child to apply obligatory element of Salah. Go through the links on the Arabic and Islamic YouTube Channel so that you can help your child learn more at home about the topic</p>	<p>Arabic and Islamic YouTube Channel</p>
<p>Islamic for Arabs</p>	<p>الوضوء أن يتعلم الطالب كيفية الوضوء الصحيحة. أن يميز الطالب أركان الوضوء أن يستنتج الطالب أهمية الوضوء</p>	<p>يساعد ولي الأمر التلميذ في: مشاهدة فيديو هات عن الوضوء التحدث مع الطالب/ة عن أهمية الوضوء . يمكن لولي الأمر الدخول من خلال الرابط المرفق لموقع قناة اللغة العربية والتربية الإسلامية الخاص بمدرسة ونشستر ومتابعة التسجيلات الخاصة بالدروس ومشاركتها مع التلميذ وتدوين ما تعلمه في دفتره المدرسي.</p>	<p>قناة اللغة العربية والتربية الإسلامية بمدرسة ونشستر</p>

Humanities History	Travel and Transport History of cars To explore the history of cars 	<p>Talk to your child about the development of cars.</p> <p>Share information on how the invention of cars changed people's life.</p> <p>Encourage your child to design and make model of cars. Challenge your child to use Lego to create a variety of futuristic looking vehicles!</p> <p>Key Words: Preparation: Car, steam, electric, petrol, engine, 18th century, 19th century, 20th century, 21st century, various decades.</p>	https://www.youtube.com/watch?v=P3H4jqRKrcU https://www.youtube.com/watch?v=25laUQ_oUyM&t=34s https://www.youtube.com/watch?v=gA6b-H7VM3U https://www.youtube.com/watch?v=7Q9lkn_enNk
UAE Social Studies	To recognize national identity via its elements: the flag, the President, the national hymn, official clothes	<p>Talk about the official clothes worn by the men and women in the UAE.</p> <p>Encourage your child to find the different colors of the national flag of the UAE.</p> <p>Share with your child the name of the UAE president.</p>	https://www.youtube.com/watch?v=o7KpDBYYB4Q
Physical Education	Fun activities	<p><u>Talk and Encourage the children to do the following:</u></p> <p><u>Proper warm up</u></p> <p>The Students will do the proper warm up and will do the fun activities.</p> <p>Follow the links for the fun activities.</p> <p><u>Cooldown</u></p> <p>After the fun activities students will do proper cooldown activity.</p>	https://youtu.be/02H502iplUU?si=I ti8WZpb81b6vpiS https://youtu.be/lqnsyLO9ypk?si=Y 4 KY6WfXOrjVW30

Music (Kiko)	<p>Improving children's confidence and musicality through singing actions songs.</p> <p>Familiarizing with sounds of different instruments</p>	<p>Encourage the child sing action songs at home. Ask the child to perform the songs we learned in school.</p> <p>Help the child choose which other songs they know aside from the songs taught in school and let them invent their own singing actions.</p> <p><u>Let the children listen to different instruments, especially piano, violin, flute, and guitar</u></p>	<p>https://www.youtube.com/watch?v=di8Fq2zzaWU</p> <p>https://youtu.be/DUfDWDsVx_Y</p>
Music (Joyson)	<p>Improving child's confidence and musicality through singing actions songs</p>	<p>Let the children sing action songs at home. Ask the child to perform the songs we learned in school.</p>	<p>The Pinocchio Super Simple Song The Planting Song –</p>
Music (Sunil)	<p>Read and play Musical notes with the help some words (Sight Reading and Rhythm making revision)</p>	<p>Let the Children play the rhythm with the help of words by clapping (Bee, Glow- worm, Butterfly and caterpillar)</p> <p>Ask the child how to play Music with the help of (Bee, Glow- worm, Butterfly and caterpillar) by clapping</p>	
ICT Digital Literacy	<p>To identify the different benefits of using internet.</p> 	<p>TALK to children about how the use of internet and technology makes them feel.</p> <p>ENCOURAGE children to research about different uses of plants. Children can explore various medicinal plants.</p> <p>SHARE- the different uses of the internet and technology and discuss the same with their friends and siblings.</p>	<p>https://www.youtube.com/watch?v=ourb9j-dq8Q</p>