





The Winchester School
Family Learning Newsletter (Year 2) -January - 2023



Area of learning	Focus	Home Activities/How can you help your child at home?	Useful websites
Literacy	<p>Spelling To secure the spellings of words ending with 'er', 'est' in words with one consonant followed by 'y.' To add new endings to root words ending in 'e.' To add new endings to one-syllable words with short vowel sounds.</p> <p>Text Level Contemporary tales: To know the difference between traditional and contemporary tales. To write an alternative story incorporating story elements (story opening, middle, story ending) To use time connectives (after, meanwhile, during, before etc.) to link sentences.</p> <p>Diary Entry</p> <ul style="list-style-type: none"> To explore diaries. 	<p>Hide your words in a picture and call out the word you want your child to find OR ask your child to hide words in a picture and he/she can ask you to find them. You can occasionally pick the wrong one to allow your child to correct you.</p> <p>Talk: Together with your child read contemporary stories and talk about the key points of the story that can be included in the book review. Use descriptive words and phrases (refer to big talk in the home learning) to express a sensation.</p> <p>Share: Share any picture of a setting or character with your child and ask him/her to describe it. Share new describing words with your child as you converse.</p> <p>Encourage your child to use WOW words to describe different things or people in the surroundings.</p> <p>Dress up as your favourite story character and act out part of the story with your family members.</p> <p>Talk about how a diary is used.</p>	<p><u>Spellings</u></p>  <p>For reading and listening to stories-</p>  <p>https://www.shortkidstories.com/story_category/modern/</p> <p>Game Link : Diaries Features of Diaries https://youtu.be/G6B9k1W3i2w</p>



The Winchester School

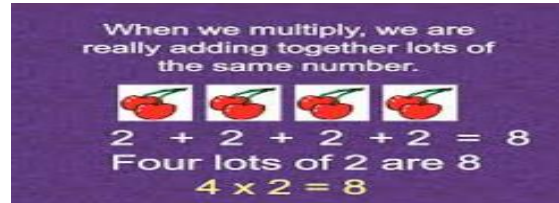
Family Learning Newsletter (Year 2) -January - 2023



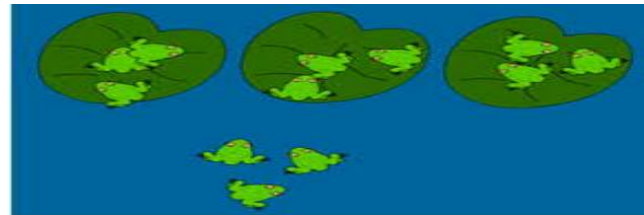
	<ul style="list-style-type: none">To understand that diaries are written to tell about feelings and thoughts. <p><u>Moral Education</u></p> <p>To appreciate the diversities in cultures through storytelling.</p> <p>To develop attributes of honesty.</p>	<p>Encourage children to maintain a diary writing down their everyday life.</p> <p>Share your ideas to create a diary together with your child.</p> <p>Talk to your child about the essence of multiculturalism and its significance through engaging stories.</p> <p>Encourage your child to share their experiences of honesty.</p>	<p>Being Honest</p>																																																																																																				
Numeracy	<p>Calculate mathematical statements for multiplication and division within the multiplication tables of 2 and 5 and write them using the multiplication (\times), division (\div) and equals (=) signs.</p> <p>To show that multiplication of two numbers can be done in any order (commutative) and division of one number by another cannot.</p>	<p>Encourage your child to see the patterns and so cut down on the number of facts to memories. Highlight the facts you already know on the square and then start work on selected table facts. Children can be given times table squares like this one to complete the missing table facts they are working on.</p> <table border="1"><tr><td>1</td><td>2</td><td>3</td><td>4</td><td>5</td><td>6</td><td>7</td><td>8</td><td>9</td><td>10</td></tr><tr><td>2</td><td>4</td><td>6</td><td>8</td><td>10</td><td>12</td><td>14</td><td>16</td><td>18</td><td>20</td></tr><tr><td>3</td><td>6</td><td>9</td><td>12</td><td>15</td><td>18</td><td>21</td><td>24</td><td>27</td><td>30</td></tr><tr><td>4</td><td>8</td><td>12</td><td>16</td><td>20</td><td>24</td><td>28</td><td>32</td><td>36</td><td>40</td></tr><tr><td>5</td><td>10</td><td>15</td><td>20</td><td>25</td><td>30</td><td>35</td><td>40</td><td>45</td><td>50</td></tr><tr><td>6</td><td>12</td><td>18</td><td>24</td><td>30</td><td>36</td><td>42</td><td>48</td><td>54</td><td>60</td></tr><tr><td>7</td><td>14</td><td>21</td><td>28</td><td>35</td><td>42</td><td>49</td><td>56</td><td>63</td><td>70</td></tr><tr><td>8</td><td>16</td><td>24</td><td>32</td><td>40</td><td>48</td><td>56</td><td>64</td><td>72</td><td>80</td></tr><tr><td>9</td><td>18</td><td>27</td><td>36</td><td>45</td><td>54</td><td>63</td><td>72</td><td>81</td><td>90</td></tr><tr><td>10</td><td>20</td><td>30</td><td>40</td><td>50</td><td>60</td><td>70</td><td>80</td><td>90</td><td>100</td></tr></table> <p>Play rhyming games with your child. Recite rhymes or share song lyrics that contain number concepts and themes. Children will enjoy the rhyming sounds and will learn addition and subtraction concepts.</p>	1	2	3	4	5	6	7	8	9	10	2	4	6	8	10	12	14	16	18	20	3	6	9	12	15	18	21	24	27	30	4	8	12	16	20	24	28	32	36	40	5	10	15	20	25	30	35	40	45	50	6	12	18	24	30	36	42	48	54	60	7	14	21	28	35	42	49	56	63	70	8	16	24	32	40	48	56	64	72	80	9	18	27	36	45	54	63	72	81	90	10	20	30	40	50	60	70	80	90	100	<p>Multiplication and Division</p> <p>Multiplication and division</p> <p>Multiplication and division</p> <p>division</p> <p>Division Game</p>
1	2	3	4	5	6	7	8	9	10																																																																																														
2	4	6	8	10	12	14	16	18	20																																																																																														
3	6	9	12	15	18	21	24	27	30																																																																																														
4	8	12	16	20	24	28	32	36	40																																																																																														
5	10	15	20	25	30	35	40	45	50																																																																																														
6	12	18	24	30	36	42	48	54	60																																																																																														
7	14	21	28	35	42	49	56	63	70																																																																																														
8	16	24	32	40	48	56	64	72	80																																																																																														
9	18	27	36	45	54	63	72	81	90																																																																																														
10	20	30	40	50	60	70	80	90	100																																																																																														



The Winchester School
Family Learning Newsletter (Year 2) -January - 2023



Talk to your child that *division* is the opposite of multiplication in mathematics. *The division* allows us



to divide or '*share*' numbers *to find* an answer.

QUESTIONS TO ASK

How can you make 40 by multiplying by 5 or 10?

What do you notice when you multiply/divide a number by 10? How does the answer differ from the starting number?

Create your own number story based on real life and share them with your child. **Encourage** your child to create word problems of their own using their math skills and have them challenge their family members.

Solve problems involving multiplication and division, using arrays, repeated addition and multiplication and division facts, including problems in contexts.

[Word Problems](#)



The Winchester School
Family Learning Newsletter (Year 2) -January - 2023



QUESTIONS TO ASK

What is 10
multiplied/divided by 5?

What real-life example can
you think of
for that multiplication/
division fact?

To compare temperatures using terms
such as "hotter", "colder", "warmer", or
"cooler"

To compare and estimate, then read a
thermometer and record in degrees
Celsius

Talk to your child that temperature means the degree
of hotness or coldness of an object. Emphasis that in
each case a change is happening, either by adding
heat or taking heat away. Share with your child that a
thermometer is used to measure the temperature of
any object in degrees Celsius which is the standard
unit for measuring temperature.

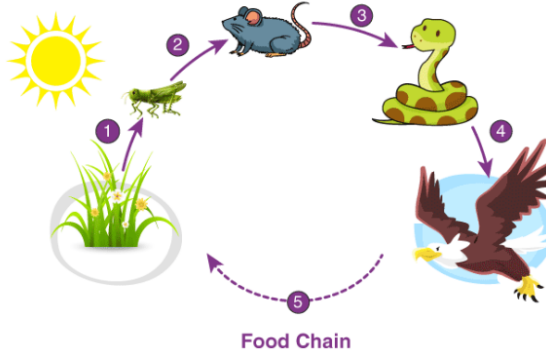
[Reading temperature](#)

[Thermometer](#)



The Winchester School
Family Learning Newsletter (Year 2) -January - 2023




		<p>Challenge</p> <div style="border: 1px solid green; padding: 10px; text-align: center;"> <p>How quickly can you finish this pattern?</p> <p>$1 \times 5 = 5$</p> <p>$2 \times 5 = 10$</p> <p>Can you also say the facts as divisions?</p> </div>	
<p>Science</p>	<p><u>Food chain</u> To analyze the ways animals, adapt to their habitats to more effectively catch food, stay safe from predators, and care for their young.</p>  <p style="text-align: center;">Food Chain</p>	<p>Talk to your child about how important is to have a food chain for the survival of animals. Describe how animals get their food from plants and other animals.</p> <p>Create a four-linked food chain by identifying the components of a food chain in nature. Use a paper plate to show the circle of life. Make cutouts of different animals and plants.</p> <p>Encourage your child to specify producer, consumer, prey and predator.</p> <p>Collect boxes, containers, bottles, jars, and bags, made of different materials e.g. cardboard, wood, metal, plastic etc.</p> <p>Talk to your child to sort the containers into two or more sets and Share what criteria they used. For example, they may make a set of shiny materials and</p>	<p>What is a food chain?</p> <p>Video on Food Chain</p> <p>Food Chain in detail</p> <p>Materials</p> <p>What are things made from?</p> <p>Materials and their properties</p> <p>Uses of materials</p>



The Winchester School Family Learning Newsletter (Year 2) -January - 2023



	<p><u>Materials</u></p> <p>To distinguish between an object and the material from which it is made.</p> <p>To distinguish between a natural or man-made material.</p> <p>To describe the simple physical properties of a variety of everyday materials.</p>	<p>another of hard materials (also soft, breakable, non-breakable, transparent and opaque).</p> <p>Encourage your child to identify if some of the materials could be put into more than one group.</p> <p>Show children objects e.g. a wooden ruler or chair, a woollen jersey, or a stone lampstand; Talk to them about how the natural material was altered in making these objects.</p> <p>Share with your children how we use natural materials like wool, cotton, silk and rubber to make objects like jumper, fabric or wellies.</p> <p>Encourage them to research how man-made materials like glass or plastic are made.</p>	<p>natural and manmade materials</p> 
<p>Arabic for Arabs</p>	<p>قصة بلا قبعة</p> <p>أن يحدد التلميذ شخصيات القصة أن يضع التلميذ عنواناً جديداً للقصة . أن يضع التلميذ نهاية جديدة للقصة . أن يكتب التلميذ ملخصاً للقصة . أن يحدد التلميذ الأسماء والأفعال في القصة .</p> <p>نشيد ليلي تبتكر</p> <p>أن يفسر التلميذ مفردات النص الجديدة . أن يميز التلميذ الفرق بين الشعر والنثر . أن يحدد التلميذ المعنى الإجمالي للنص . أن يميز التلميذ بين التعبير الحقيقي والمجازي .</p> <p>ظرفي الزمان والمكان</p>	<p>يساعده في تصميم خرائط ذهنية للمفردات الجديدة. جمع صور لقصة وترتيب أحداث تلك القصة. تدريب الطالب بالمنزل على القيام ببعض الأعمال غير التقليدية والأشياء التي يرغب الطالب في الكتابة عنها واستخدام التعبيرات اللغوية . حثه على القراءة من خلال منصة عصافير.</p> <p>يمكن لولي الأمر الدخول من خلال الرابط المرفق لموقع قناة اللغة العربية والتربية الإسلامية الخاص بمدرسة ونشستر ومتابعة التسجيلات الخاصة بالدروس ومشاركتها مع التلميذ وتدوين ما تعلمه في دفتره المدرسي.</p>	<p>منصة عصافير للقراءة</p> <p>قناة اللغة العربية والتربية الإسلامية بمدرسة ونشستر</p>



The Winchester School
Family Learning Newsletter (Year 2) -January - 2023





	أن يميز التلاميذ ظرفاً للتلميذ بين ظرفي الزمان والمكان.		
Arabic for Non- Arabs	<p>(حديقة الحيوان) The Zoo</p> <p>To use the new words in sentences. To describe the zoo using adjectives. To create a dialogue about the zoo. To conjugate the new verbs with the pronouns in sentences. To create a simple paragraph about the zoo.</p>	<p>In every lesson, we provide the students with new words with their meanings to help your child memorize and use them in sentences of his/her own. Ask your child to speak about his favourite animals. Ask your child to describe the zoo, he visited before. Ask your child to describe the zoo. Go through the links on the Arabic YouTube channel so that you can help your child learn more at home about the topic.</p>	<p>Asafeer reading platform</p> <p>Arabic and Islamic YouTube Channel</p>
Islamic for Arabs	<p>الصادق الأمين</p> <p>أن يعدد التلميذ صفات الرسول صلى الله عليه وسلم أن يدلل التلميذ على فضل الصدق فضل تلاوة القرآن الكريم أن يستنتج التلميذ فضل تلاوة القرآن أن يعدد التلميذ آداب تلاوة القرآن خير الأعمال في الإسلام أن يوضح التلميذ المعنى الإجمالي للسورة أن يلتزم التلميذ آداب التلاوة</p>	<p>يشجع ولي الأمر التلميذ على:</p> <p>تعلم الأمانة والصدق من خلال المواقف الحياتية. حثة على إلقاء السلام . حثة على الأعمال الصالحة. حثة على الالتزام بآداب التلاوة. يمكن لولي الأمر الدخول من خلال الرابط المرفق لموقع قناة اللغة العربية والتربية الإسلامية بمدرسة ونشستر التسجيلات الخاصة بالدروس ومشاركتها مع التلميذ وتدوين ما تعلمه في دفتره المدرسي.</p>	<p>قناة اللغة العربية والتربية الإسلامية بمدرسة ونشستر</p>
Islamic for Non- Arabs	<p>Lesson 1: Dining etiquettes.</p> <p>To explain the importance of food for survival. To share the Islamic dining manners.</p> <p>Lesson 2: The best acts in Islam.</p>	<p>Encourage your child to abide by the etiquette of dining. Share the Dua of eating with your child. Share the main lessons of the hadith on pg. 98 on part 2 Islamic textbook.</p>	<p>Arabic and Islamic YouTube Channel</p>



The Winchester School

Family Learning Newsletter (Year 2) -January - 2023






	<p>To explain the overall meaning of the hadith.</p> <p>To infer the effects of offering food and spreading Salam.</p> <p>Lesson 3: Fatimah, may Allah be pleased with her.</p> <p>To share Fatimah's important characteristics.</p>	<p>Talk to your child about the virtues (benefits and importance) of offering food and spreading the greeting with Assalamu alaykum.</p> <p>Encourage your child to read more about Fatimah, may Allah be pleased with her, the daughter of Prophet Muhammad, PBUH and to follow her model as a well-mannered daughter.</p> <p>Go through the links on the Arabic YouTube channel so that you can help your child learn more at home about the topic.</p>	
<p>Humanities</p> <p>History</p>	<p>History: The Great Fire of London</p> <ul style="list-style-type: none"> ➤ The Events of the Great Fire ➤ How do we know about the fire? <p>Key Vocabulary/Concepts</p> <p>century, London, order, event, timeline, change, source, reliable, information, eyewitness, diary, Samuel Pepys.</p>	<p>Talk to your child about the Great Fire of London, and how it started and spread.</p> <p>Encourage your child to research the events of The Great Fire of London.</p> <p>Talk about the sources of evidence that historians have used to find out about The Great Fire of London.</p> <p>Share with your child the information about Samuel Pepys and his diary.</p>	 <p>https://www.youtube.com/watch?v=Er3GKw8Z3R4</p> <p>https://www.youtube.com/watch?v=aXp3FHbPawQ</p> <p>https://www.fireoflondon.org.uk/browse-the-collection/</p> 
<p>UAE Social Studies</p>	<p>The United Arab Emirates Part 1</p>	<p>Talk to your child about the map of the UAE and the seven emirates, the important landmarks in these</p>	<p>Landmarks in the seven emirates</p>

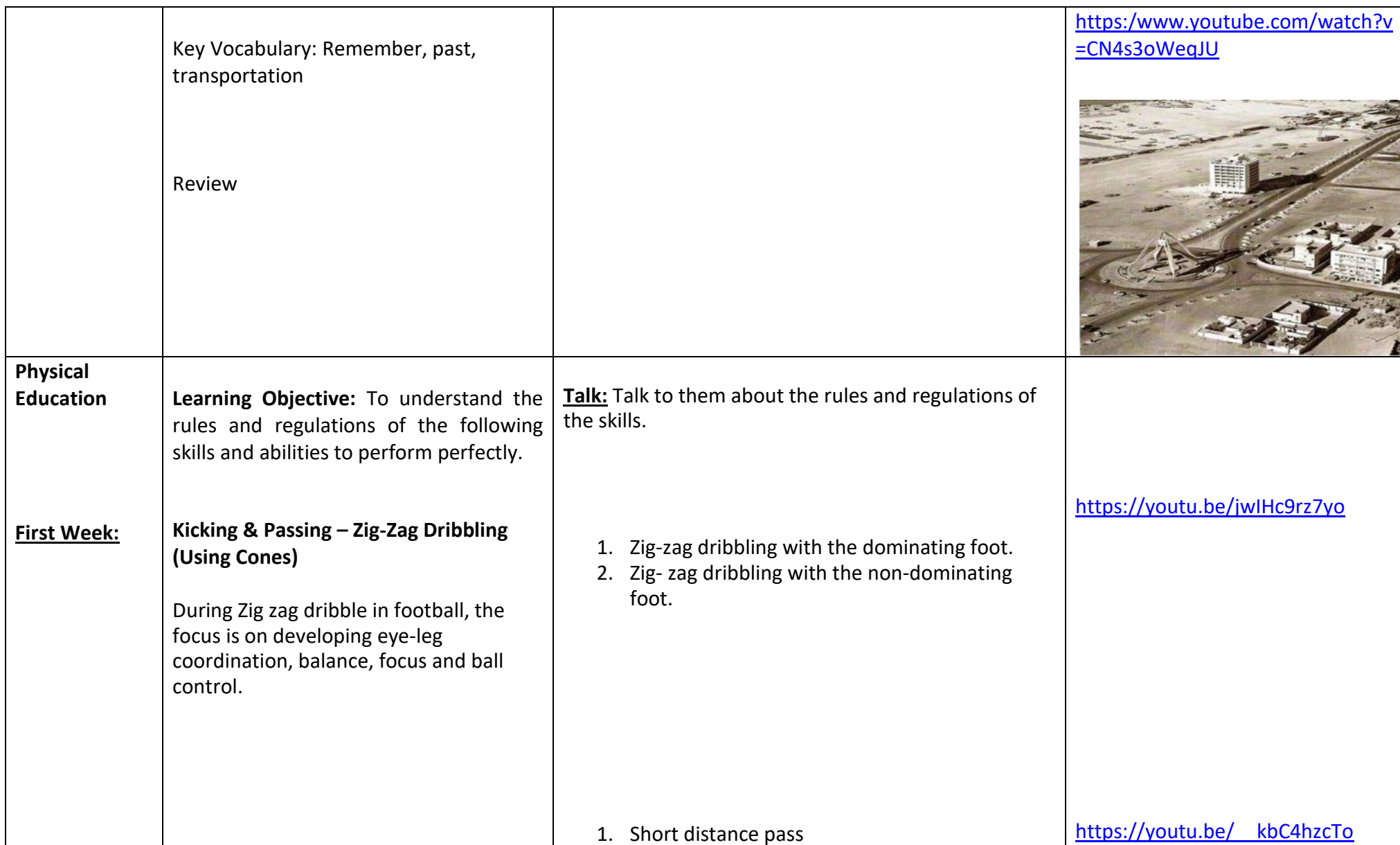


The Winchester School

Family Learning Newsletter (Year 2) -January - 2023



	<p>To explore the seven emirates of the UAE and the National flag.</p> <p>Key Vocabulary: Abu Dhabi, Dubai, Sharjah, Umm Al Quwain, Ras Al Khaimah, Fujairah, Ajman, Al Ain</p> <p>The United Arab Emirates Part 2</p> <p>To explore the elements of national identity.</p> <p>Key Vocabulary: National Day, celebrations</p> <p>Stories from the past To compare and contrast traditions in families.</p> <p>Key Vocabulary: celebrate, hospital, gathering, feast</p> <p>Granddad's photo album To make connections between places and events to understand the past and present.</p>	<p>places, the colours of the UAE National Flag and the National Day celebrations in the UAE.</p> <p>Encourage your child to label the seven emirates on the map and spell them correctly. Share with your child pictures and videos of Sheikh Zayed.</p> <div style="display: flex; justify-content: space-around;">   </div> <p>Talk to your child about the importance of birthdays and how people learn about the past.</p>  <p>Encourage your child to compare and contrast traditions in families with different cultural backgrounds (e.g birthdays, religious ceremonies, etc). Create and exchange stories about yourselves and your families. Use terms that refer to time to compare events like before, after, etc.</p>	<p>https://www.youtube.com/watch?v=fhRpNFhPQ7I</p> <p>National Day celebrations</p> <p>https://www.expo2020dubai.com/en/whats-new/uae-national-day-expo-celebrates-collaborative-spirit</p> <p>UAE past and present</p> <p>https://www.youtube.com/watch?v=M4efuC_mcGU</p>
--	---	--	---





The Winchester School

Family Learning Newsletter (Year 2) -January - 2023



<u>Second Week</u>	<u>Push Pass</u> While doing push pass focus is on coordination and accuracy in passing.	2. Wall pass.	
Third week	<u>Push pass and Receive the ball</u> While doing push pass and receive the ball focus is on eye-hand coordination, control and accuracy to push the ball on target.	1. Partner passing. 2. Passing with dominating and non-dominating foot.	https://youtu.be/Hgtq1gepBdE
Fourth Week	<u>Zig - Zag Dribble and push pass</u> While doing push pass and receiving the ball focus is on eye-hand coordination, control over the ball and dribbling accuracy.	Dribbling through the cones or any small objects that available at home and pass against the wall.	https://youtu.be/VUdMSy_LCAA
Music Year02 Joyson	<ul style="list-style-type: none"> • Learning musical notes, only recite DO, RE, MI, FA, SO, LA, TI, DO. • Improving children's confidence and musicality through singing actions songs. 	<ul style="list-style-type: none"> • Let the children sing action songs at home. • Ask the child to perform the songs we learned in school. 	1. Recite musical notes (22) Do Re Me - Sight Reading for Young Beginners - YouTube 2. Action song (10) Gasca Zurli - A ram sam sam #zurli



The Winchester School
Family Learning Newsletter (Year 2) -January - 2023




			#cantecepentrucopii - YouTube 3. Happiness is Something If You Give it Away with Lyrics ☺ Children Love to Sing - YouTube
Music Sunil	Read and play musical notes with the help some words (Bee, Glow- worm, Butterfly and caterpillar)	Let the children play the rhythm with the help of words by clapping (Bee, Glow- worm, Butterfly and caterpillar) Ask the child how to play music with the help of (Bee, Glow- worm, Butterfly and caterpillar) by clapping.	
Music Year02 Kiko	<ul style="list-style-type: none">Improving children's confidence and musicality through singing actions songs and chanting rhymes	<ul style="list-style-type: none">Let the children sing action songs at home.Ask the child to perform the songs we learned in school.Help the child choose which other songs they know aside from the songs taught in school and let them invent their own singing actions.	https://www.youtube.com/watch?v=di8Fq2zzaWU
Computing	To be able to create a presentation using MS Power point.	Talk about the uses and importance of using a power point presentation highlighting what makes it unique. Encourage them to create presentations about their favourite book, or movie or food.	Power point



The Winchester School

Family Learning Newsletter (Year 2) -January - 2023



	<p>To be able to insert a new slide and select the layout.</p> <p>To be able to apply the transition effects to a presentation.</p>	<p>Let them share their work with you.</p>	
<p>Moral Education</p>	<p>Topic: Caring for Ourselves</p> <ul style="list-style-type: none"> ➤ To understand what caring means and that it can take many different forms. ➤ To suggest how behaving in a caring and honest manner so important. <p>Topic: Caring for others</p> <ul style="list-style-type: none"> ➤ To demonstrate care for others focusing on friends and family. 	<p>Talk to your child about meaning of caring</p> <p>Share with your child about the importance of taking care about themselves</p> <p>Encourage your child to recognize the importance of care for others.</p> 	<p>Caring for ourselves</p> <p>To understand the importance of care for others</p>