

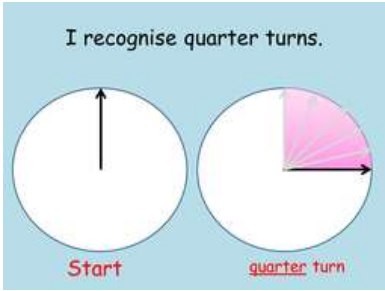


# The Winchester School

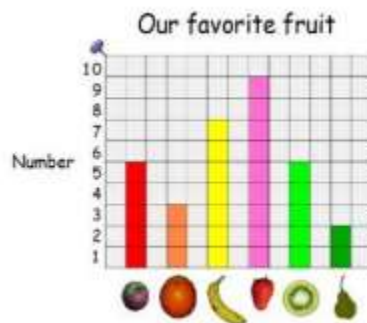
## Family Learning Newsletter (Year 1) – MAY 2023



Area of learning	Focus	Home activities - help your child at home.	Useful websites
<b>Literacy</b>	<p><b>Spelling</b></p> <ul style="list-style-type: none"> <li>To use phonic knowledge to spell 'words ending with 'ore' and 'v' sound</li> </ul> <p>Example – ore – shore, core, more etc.. v – cave, have, olive, hive etc..</p> <p><b>Grammar</b></p> <p><b>Punctuation</b></p> <p>To use capital letters for I and names of people, animals or a place</p>	<p>Fold three columns on a piece of paper, and label one column 'trace', the next 'copy' and the last 'recall'. Write the word in the first column, and have your child trace the letters. Next have your child copy the word by looking at what he /she's just written. Finally, have your child fold (and hide) the first two columns and recall the spelling of the word independently.</p> <p>Jumble up all the words in a sentence excluding the punctuation.</p> <p><b>ENCOURAGE</b> your child to rearrange the words to frame a correct sentence and punctuate appropriately. Have a short conversation each day by taking turns to TALK with punctuation. E.g. Say....</p> <p>How are you today? Question mark. The child replies....'I am fine''. Fullstop.</p>	<p><a href="#">Trigraph - ore v sound</a></p> <p><a href="#">Capitalisation</a></p> <p><a href="#">PREFIX AND SUFFIX SONG</a></p>

	<p>suffixes: -es- ing</p> <p>Prefixes -re</p>	<p>A suffix is something that we add to the end of a word that changes its meaning.</p> <p>Let's read these words together:</p> <p>Talk – talking, walk - walking, sing – singing How is the second word different? What has been added?</p> <p>Talk to your child ask What did you notice about the words? They are all things you can do. These 'doing' words are called verbs. They describe an action. Can you think of any more 'doing' words?</p> <p>A prefix is a sound or group of letters that attach to the front of a root word, for example, 'un' or 're' What does a prefix do? A prefix changes the meaning of the root word. What is a root word? A root word is a basic word, from which other words are made, when prefixes and suffixes are added.</p>	
<b>Numeracy</b>	<p>To describe position, direction and movement, including whole, half, quarter and three-quarter turns.</p>	<p>Relate whole, half, quarter and three- quarter turns to reading time. Make your own clock using paper plate or use a toy clock. Show an hour takes a whole turn and half an hour take half a turn. Now challenge your child by asking questions like It is 3 O' clock. What will be the time half an hour later? Will the minute hand take a whole turn or half turn? Encourage your child to show the time after</p>	

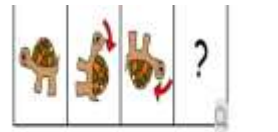
To sort objects and answer questions from tables / lists, block graphs/ pictograms etc.



taking quarter turn by asking if the time is 12 O'clock what will the time after taking quarter turn and three-quarter turns.

### Challenge time

A pattern is made by turning the turtle a quarter turn in each box. What will the turtle look like in the last box?







Talk to your child about how to go about making a weekly shopping list and sort the things in a table, block graph or pictogram as fruits, vegetables, tissue boxes, stationary etc. Let them find out the least and the most purchased group of items.

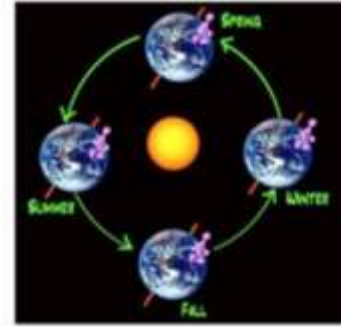
Share a jar of red beans, marbles and dry nuts with your child and ask them to count in 2's, 5's and 10's. Keep all the U.A.E. currency notes on the table and give away 5, AED 5 notes and ask how much money do we have here?

[Pictograph Games](#)

[count in 2, 5 and 10](#)

	<p>To solve problems involving multiplication by counting in 2, 5 and 10.</p> 	<p>Can we swap it with any other note? Repeat with 10, AED 10 notes ask them can we swap these notes for AED 100 notes.</p>	<p><a href="#">pay using 2, 5 and 10 coins</a></p>
Science	<p><b><u>Seasons:</u></b></p> <ul style="list-style-type: none"> <li>To explore the changes cross seasons.</li> <li>To investigate how distance from the sun affects the changes in seasons.</li> <li>To describe how plants and animals change with different seasons.</li> </ul> 	<p><b>EXPLORE, RESEARCH and SHARE</b> information on changes across seasons.</p> <p>Let the child describe seasons with the appropriate changes in weather. <b>ENCOURAGE</b> your child to describe how day length varies in different seasons.</p> <p><b>ENCOURAGE</b> your child to <b>TALK</b> about seasons in the UAE with seasons in United Kingdom.</p>  	<p><a href="https://www.youtube.com/watch?v=owppK-GHPTU">https://www.youtube.com/watch?v=owppK-GHPTU</a></p> <p><a href="https://www.youtube.com/watch?v=UQiT5uKp2hg">https://www.youtube.com/watch?v=UQiT5uKp2hg</a></p> <p><a href="https://www.youtube.com/watch?v=pycK4q8SCz8">https://www.youtube.com/watch?v=pycK4q8SCz8</a></p>

Based on the observation, **SHARE** information, suggest and record what happens if the distance of light source (Sun) from a place changes.



## Arabic for Arabs

### الطبيب - المعلم

أن يميز التلاميذ رسم التاء المربوطة والتاء المفتوحة.  
أن يميز التلاميذ ظرف المكان  
أن يصيغ التلميذ جملاً مركبة.  
أن يقرأ التلميذ جملاً مركبة .  
أن يربط التلميذ بين الجمل التي تمّ تعلمها لتكوين فقرة جديدة.  
أن يصف التلميذ صوراً مختلفة بشكل صحيح.

مساعدة الابن على نطق كلمات بصورة صحيحة.  
مساعدة الابن على كتابة كلمات بشكل صحيح .  
مساعدة الابن في جمع صور للأحداث والصور التي تعلمها.  
مساعدة الابن في إعداد معجم صغير مرفق بصور عن الكلمات التي تعلمها.

إملاء الجمل التي تمّ تعلمها بصورة دورية.  
ربط الكلمات بحياته اليومية من خلال البحث في ألبابه أو داخل البيت وخارجه ويعبر عنها بجمل اسمية وفعلية.



يمكن لولي الأمر الدخول من خلال الرابط المرفق لموقع قناة اللغة العربية والتربية الإسلامية الخاص بمدرسة ونشستر ومتابعة التسجيلات الخاصة بالدروس ومشاركتها مع التلميذ وتدوين ما تعلمه في دفتره المدرسي.

### منصة عصافير للقراءة

قناة اللغة العربية والتربية الإسلامية بمدرسة ونشستر

<p><b>Arabic for Non Arabs</b></p>	<p>How to use the verbs with pronounce.  <b>Lesson about (الفواكه)</b>  Connectives (then – while)  <b>How to use:</b>  I prefer .... Because.  I go to .....to buy.....  Using the colour and adjective with fruits.  Joining letter to make a word.  How can write sentences? كيف تكتب جملاً</p>	<p>Ask your child to speak about his-her favourite fruits.  Print and make the Alphabets as a booklet.  Watch Arabic cartoon related to the topic.  Draw or print some pictures and find the meaning of these words in Arabic using google or Arab friend.    Go through the links on the Arabic YouTube channel so that you can help your child learn more at home about the topic.</p>	<p><a href="#">Arabic and Islamic YouTube Channel</a></p>
<p><b>Islamic for Non Arabs</b></p>	<p><b>Chapter 2 : Surat Al Iklas</b>  To recite Surat Al-Ikhlās according to Tajweed rules.  To find out the importance of Surat Al-Falaq.  To give the general meaning of Surat Al-Ikhlās.    <b>The best among you the one who learn</b>  To read the honorable Hadith from memory.</p>	<p>Please encourage your child to memorize the honorable Hadith.  <b>Encourage</b> your child to learn the duaā taught in class.  <b>Encourage</b> your child to memorize surat Al-Falaq and Surat Al-Nas.  Practice Surat Al Fatiah, Al Nas, Surat Al Falaq, and Surat Al Iklas every week with your child.  <b>Encourage</b> your child to learn the Duaa taught in class.  Go through the links on the Arabic and Islamic YouTube channel so that you can help your child learn more at home about the topic</p>	<p><a href="#">Arabic and Islamic YouTube Channel</a></p>

	Explain the overall meaning of the Hadith.		
Islamic for Arabs	<p><b>سورة العصر</b></p> <p>أن يتلو الطالب السورة تلاوة صحيحة.  أن يميز الطالب بعض صفات التوحيد.  أن يميز الطالب قدرة الله على كل شيء</p> <p><b>أحب مخلوقات ربي</b></p> <p>أن يميز التلميذ مخلوقات الله من حوله .  أن يوضح التلميذ كيف يتعامل مع مخلوقات الله.  أن يذكر التلاميذ ثواب رحمة المخلوقات الضعيفة .</p> <p><b>الرحمة</b></p> <p>أن يستنتج الطالب أهمية الرحمة  أن يعدد الطالب أوجه التراحم  أن يستنتج الطالب ثواب الرحمة.</p>	<p>حث الطالب على الاقتداء بالنبي صلى الله عليه وسلم في القول والفعل.  حث الطالب على التزام حسن الخلق.  حث الطالب على الاستماع للسورة من خلال المصحف المعلم .  تشجيع الطالب على الرحمة مع مخلوقات الله.</p> <p>يمكن لولي الأمر الدخول من خلال الرابط المرفق لموقع قناة اللغة العربية والتربية الإسلامية الخاص بمدرسة ونشستر ومتابعة التسجيلات الخاصة بالدروس ومشاركتها مع التلميذ وتدوين ما تعلمه في دفتره المدرسي.</p>	<p><a href="#">قناة اللغة العربية والتربية الإسلامية بمدرسة ونشستر</a></p>

<p><b>Humanities History</b></p>	<p>To explore what makes a person significant.</p> 	<p><b>Talk</b> to your child about people who are important in their lives, school and community.</p> <p><b>Share</b> information on a variety of well-known, famous people from a range of backgrounds, such as sport, television and film, science, etc through stories and photographs.</p> <p>Encourage your child to find out some reasons why someone might be significant. Look at pictures of explorers, what they did and why they are thought of as significant.</p> <p><b>Key Words:</b> Important, significant, famous, person, people, explorer.</p>	<p><a href="https://www.youtube.com/watch?v=GjoYbsvUoO4">https://www.youtube.com/watch?v=GjoYbsvUoO4</a></p> <p><a href="https://www.youtube.com/watch?v=2Md8xj8SzPg">https://www.youtube.com/watch?v=2Md8xj8SzPg</a></p> <p><a href="https://www.youtube.com/watch?v=Frow559jWSE">https://www.youtube.com/watch?v=Frow559jWSE</a></p> <p><a href="https://www.youtube.com/watch?v=dZOSZYOCfxg">https://www.youtube.com/watch?v=dZOSZYOCfxg</a></p>
<p><b>Geography</b></p> 	<p><b><u>Physical and Human Geography</u></b></p> <p>To use simple observational skills to study the surrounding environment in the context of the local weather.</p> <ul style="list-style-type: none"> <li>What is weather?</li> </ul>	<p><b>Talk</b> to your child about the daily weather patterns.</p> <p><b>Share</b> information about how our weather changes throughout the year – seasons.</p>	<p><a href="https://www.youtube.com/watch?v=sn6GLgaTY0M">https://www.youtube.com/watch?v=sn6GLgaTY0M</a></p> <p><a href="https://www.youtube.com/watch?v=P9abGg_gF1s">https://www.youtube.com/watch?v=P9abGg_gF1s</a></p> <p><a href="https://www.youtube.com/watch?v=ZIEoNhAAgEs">https://www.youtube.com/watch?v=ZIEoNhAAgEs</a></p>



		<p><b>Encourage</b> your child to observe the weather in our city and record the observations in a weather diary.</p> <p><b>Key Words:</b> Weather, changes, seasons, daily, day to day, weather recording, observation, temperature, thermometer, sun, rain, thunder, snow, wind.</p>	
<b>UAE Social Studies</b>	<ul style="list-style-type: none"> <li>• To recognize stories of historical figures and places.</li> <li>• To identify stories about past events, people and places.</li> <li>• To associate people to places and events.</li> <li>• To explain the role played by historical people in society</li> </ul>	<p><b>Talk</b> to your child about the historical figures and places in Dubai.</p> <p><b>Encourage</b> your child to read stories of famous people, events and places.</p>	<p><a href="https://youtu.be/fZyZxDWjkZ0">https://youtu.be/fZyZxDWjkZ0</a></p> <p><a href="https://youtu.be/buL3h-ofloA">https://youtu.be/buL3h-ofloA</a></p> <p><a href="https://youtu.be/TpeHlavPKx4">https://youtu.be/TpeHlavPKx4</a></p> <p><a href="https://youtu.be/VRKPNyZsSW0">https://youtu.be/VRKPNyZsSW0</a></p> <p><a href="https://www.youtube.com/watch?v=sgFBDTEj1tc">https://www.youtube.com/watch?v=sgFBDTEj1tc</a></p>
<b>Physical Education</b>	<p><b><u>First Week:</u></b> <b><u>Gallop and jumping:</u></b></p> <p>During gallop and jumping, the focus is on to develop explosiveness, awareness, balance and coordination.</p> <p><b><u>Second Week:</u></b> <b><u>Hopping and shuffling:</u></b></p>	<p>Talk and Encourage the children to do the following:</p> <ol style="list-style-type: none"> <li>1. Jumping</li> <li>2. Galloping</li> </ol> <p>Talk and Encourage the children to do the following:</p> <ol style="list-style-type: none"> <li>1. Hopping with right leg</li> <li>2. Hopping with left leg</li> </ol>	<p><b><u>Useful sites:</u></b></p> <p><a href="http://www.pecentral.org">www.pecentral.org</a></p> <p><a href="https://www.youtube.com/watch?v=rCg-MkVkxyU">https://www.youtube.com/watch?v=rCg-MkVkxyU</a></p> <p><a href="http://www.pecentral.org">www.pecentral.org</a></p> <p><a href="https://www.youtube.com/watch?v=rCg-MkVkxyU">https://www.youtube.com/watch?v=rCg-MkVkxyU</a></p>

	<p>During hopping and shuffling, the focus is on to develop explosiveness, awareness, balance and coordination.</p> <p><b><u>Third Week:</u></b> <b><u>Leaping and skipping:</u></b></p> <p>During leaping and skipping, the focus is on to develop explosiveness, awareness, balance and coordination.</p> <p><b><u>Fourth Week:</u></b> <b><u>Snake and ladders:</u></b></p> <p>During playing snake and ladders, the focus is on to develop mental attention, counting and calculations.</p>	<p>3. shuffling</p> <p>Talk and Encourage the children to do the following:</p> <ol style="list-style-type: none"> <li>1. Leaping with right leg</li> <li>2. Leaping with left leg</li> <li>3. Skipping</li> </ol> <p><b><u>Talk and Encourage the children to do the following:</u></b></p> <ol style="list-style-type: none"> <li>1. Calculations</li> <li>2. Additions</li> </ol>	<p><a href="http://www.pecentral.org">www.pecentral.org</a></p> <p><a href="https://www.youtube.com/watch?v=LOeCKW_3q0g">https://www.youtube.com/watch?v=LOeCKW_3q0g</a></p> <p><a href="https://www.youtube.com/watch?v=zXD9LaFpn0I">https://www.youtube.com/watch?v=zXD9LaFpn0I</a></p>
<b>Music Year01 (Kiko)</b>	<ul style="list-style-type: none"> <li>• Improving children's confidence and musicality through singing actions songs.</li> <li>• Familiarizing with sounds of different instruments.</li> </ul>	<ul style="list-style-type: none"> <li>• Encourage the child sing action songs at home.</li> <li>• Ask the child to perform the songs we learned in school.</li> <li>• Help the child choose which other songs they know aside from the songs taught in school and let them invent their own singing actions.</li> <li>• <u>Let the children listen to different instruments,</u></li> </ul>	<p><a href="https://www.youtube.com/watch?v=di8Fq2zzaWU">https://www.youtube.com/watch?v=di8Fq2zzaWU</a></p> <p><a href="https://youtu.be/DUfDWDsVx_Y">https://youtu.be/DUfDWDsVx_Y</a></p>

		<u>especially piano, violin, flute, and guitar</u>	
<b>Music Year01 (Joyson)</b>	<ul style="list-style-type: none"> <li>Improving child's confidence and musicality through singing actions songs</li> </ul>	<ul style="list-style-type: none"> <li>Let the children sing action songs at home.</li> <li>Ask the child to perform the songs we learned in school.</li> </ul>	
<b>Music Year01 (Sunil)</b>	<ul style="list-style-type: none"> <li>Read and play Musical notes with the help some words (Bee, Glow- worm, Butterfly and caterpillar)</li> </ul>	<ul style="list-style-type: none"> <li>Let the Children play the rhythm with the help of words by clapping (Bee, Glow- worm, Butterfly and caterpillar)</li> <li>Ask the child how to play Music with the help of (Bee, Glow- worm, Butterfly and caterpillar) by clapping</li> </ul>	
<b>ICT</b>	<ul style="list-style-type: none"> <li>To explore different word tools to create an attractive word document inserting clipart.</li> <li>To explore the elements of the MS PowerPoint program.</li> <li>To understand how to create a new presentation.</li> <li>To add and format an image.</li> <li>To reorder slides and present a presentation.</li> </ul>	<p><b>Explore and Research</b> about the different word tools.</p> <p><b>ENCOURAGE</b> your child to type a short story and insert a clipart for it.</p> <p><b>Explore and Research about</b> the various elements of MS PowerPoint.</p> <p><b>ENCOURAGE</b> your child to create a small presentation of their own choice, add an image in it and they can present it in class.</p>	<p><a href="https://www.youtube.com/watch?v=4D8DcstpGEg">https://www.youtube.com/watch?v=4D8DcstpGEg</a></p> <p><a href="https://www.youtube.com/watch?v=d9JmciD5gLY">https://www.youtube.com/watch?v=d9JmciD5gLY</a></p> <p><a href="https://www.youtube.com/watch?v=XF34-Wu6qWU">https://www.youtube.com/watch?v=XF34-Wu6qWU</a></p>