




The Winchester School

Family Learning Newsletter (Year 2) –February 2024





Area of learning	Focus	Home activities/How can you help your child at home.	Useful websites
Literacy	<p>Spelling The long / o/ sound is usually spelled / a/ before /l/ and /ll/. Example: tall (/a/ makes the long /o/ sound) To spell words with the short /u/ sound spelt with /o/. In some words, the short/u/ sound is spelt /o/.</p> <p>Punctuation To effectively use punctuation learnt, in stories and other creative writing tasks.</p> <p>Grammar <u>Conjunctions:</u> To identify conjunctions. To understand the role of conjunctions in a sentence. To use conjunctions ‘when’ ‘because’ ‘if’ and ‘that’ appropriately in stories to join sentences.</p> <p>Contemporary tales: To know the difference between traditional and contemporary tales. To be able to write a book review. To be able to write a blurb.</p>	<p>Spelling Detective- Write a small paragraph in which some of the words are wrongly spelt. Encourage your child to be the ‘Detective.’ If he/ she detects ‘all’ the misspelt words and spells them correctly, his/her reward is your penalty! You have to write the paragraph once with the correct spellings. ☺</p> <p>Practice Kung fu punctuation with your child, remind them to use it during big talk from home learning.</p> <p>Give your child a few cards and ask him/her to write the conjunctions sentence if required.</p> <p>Talk: Together with your child read contemporary stories and talk about the key points of the story that can be included in the book review. Use descriptive words and phrases (refer to big talk in the home learning) to express a sensation.</p>	<p>long /o/ sound spelled /a</p> <p>short/u/ sound spelt o</p> <p>Punctuations</p> <p>Speech Marks</p> <p>Conjunction Games</p> <p>For reading and listening to stories Contemporary stories</p> 



The Winchester School

Family Learning Newsletter (Year 2) –February 2024



		<p>Share: Share any picture of a setting or character with your child and ask him/her to describe it. Share new describing words with your child as you converse.</p> <p>Encourage your child to use WOW words to describe different things or people in the surroundings.</p>	<p>Contemporary Tales</p> 
Numeracy	To solve simple problems in a practical context involving money.	<p>Ask your child to create his/her own word problems which helps him/her to better understand the components. Encourage him/her to use of the key vocabulary (multiply, altogether, share, take away) that often are used in word problems.</p>  <p>QUESTIONS TO ASK</p> <div>What are the least number of coins you can use to make X p?</div> <div>Which other coins could you have used to replace the X p coin?</div> <div>How many ways can you make 5p/10p/20p?</div>	<p>Money</p>



The Winchester School

Family Learning Newsletter (Year 2) –February 2024



To solve simple problems in a practical context involving addition and subtraction of money of the same unit, including giving change

Encourage your child to add the coins in various ways to get different answers. Encourage your child to explore coins from another country e.g. Dirhams.



Provide your child with some objects and tag the items with prices and **encourage** them to create sums finding the total cost of two or more items, calculating the change left.

e.g. If I have 20 dirhams, list down what are the different things you can buy?

Talk and count the different ways:

How many ways can your child make 10 p, 25 p, 15 p, 40 p, or 50 p?



[Money word problems](#)

[Word Problems](#)

[Money](#)

[Money](#)

[Change Exchange](#)



The Winchester School

Family Learning Newsletter (Year 2) –February 2024



QUESTIONS TO ASK

How many ways can you make 5p/10p/20p?

How many ways can you make 2 aed, 5 aed, 10 aed?

To recognize, find, name, and write fractions $\frac{1}{3}$, $\frac{1}{4}$, $\frac{2}{4}$, and $\frac{3}{4}$ of a length, shape, set of objects or quantity.

To write simple fractions for example $\frac{1}{3}$ of 6 = 2 and recognize the equivalence of $\frac{1}{3}$ and $\frac{2}{6}$.

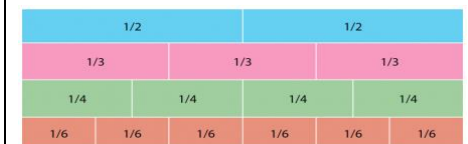
Tell your child that if they need to find the one third of several objects, for example $\frac{1}{3}$ of 12, it is always a good idea to count out 12 objects and then divide them into 3 equal groups.

It may be a good idea to draw 3 circles on a piece of paper, so that they are clear about how they are dividing the objects equally into three groups.

Take an egg carton made for one dozen (12) eggs. Use the egg carton as a tool to teach and model fractions. The size of an egg carton does not change. The child should demonstrate to you what simple fractions are by putting eggs into the carton. You could use marbles, buttons, or other things to place in the egg carton. Example to represent $\frac{3}{12}$ children need to place 3 buttons in the crate.

Encourage your child to be the one who asks you questions, and you must represent the fractions and he/she needs to check it. Make mistakes on purpose to check if your child can correct you and explain what went wrong!

[Comparing fractions](#)



[shape--fraction](#)

[fraction Wall](#)

[Find the Fraction](#)

[fractions-word-problems](#)



The Winchester School

Family Learning Newsletter (Year 2) –February 2024




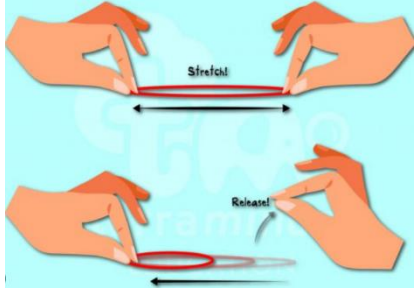
		<div>QUESTIONS TO ASK</div> <div><div>What is $\frac{1}{4}$ of $\frac{1}{2}$ of $\frac{3}{4}$ of X?</div><div>$\frac{1}{4}$ of $\frac{1}{2}$ of what number equals X?</div><div>How do you work out $\frac{1}{4}$ of $\frac{1}{2}$ of an amount?</div></div>	fractions-of-a-whole-word-problems
Science	<p><u>Materials</u></p> <p>To investigate the properties of different objects based on the materials used.</p>	<p>Encourage your child to create an object using recyclable materials and use them.</p> <p>Share the properties of each material used to make the object and create questions based on properties to be able to play the quiz with you or friends.</p> <p>Talk about the reasons for using the materials to make the object.</p> <p>Conduct some fun experiments with your child.</p> <p>Conduct some fun experiments with your child – REMEMBER TO FOLLOW THE SCIENTIFIC METHOD</p> <p>Aim: Ask a question</p>	<p>all about materials</p> <p>Properties of materials</p> <p>Prperties of materials song</p> <p>Material Quiz</p> <p>https://www.youtube.com/watch?v=CDaH8RI5lR4</p>



The Winchester School

Family Learning Newsletter (Year 2) –February 2024



	<p>To examine and explain how the shapes of some solid materials can be changed by applying a force.</p>  <p>To investigate how different materials can twist and stretch.</p> <p>To focus on scientific enquiry skills.</p>	<p>Prediction: What do you think will be the result? Why?</p> <p>Materials required: list the materials you need to conduct the investigation.</p> <p>Fair test: what will you keep the same/what will you change.</p> <p>Method: list the steps you will take to find the answer to the question.</p> <p>Observation table: table to show the information you have collected.</p> <p>Conclusion: Explain your findings.</p>	
<p>Arabic for Arabs</p>	<p>قصة خالد والعصفور أن يحدد التلاميذ شخصيات القصة. أن يحدد التلاميذ المكان والزمان.</p>	<p>الدعم المقدم من ولي الأمر يقوم ولي الأمر بمتابعة التقدم في الكتابة وتعلم المقطع الساكن . متابعة التلميذ في قراءة القصص الجديدة .</p>	<p>منصة كتنبي للقراءة</p>



The Winchester School

Family Learning Newsletter (Year 2) –February 2024



	<p>أن يضع التلاميذ عنوانًا آخر للقصة. أن يقرأ التلاميذ القصة قراءة جهرية صحيحة . أن يضع التلاميذ نهاية جديدة للقصة. أن يحدد التلاميذ الأسماء والأفعال في القصة. تشيد الطفل والعصفور أن يحدد التلاميذ مفردات النص. أن يميز التلاميذ الفرق بين الشعر و النثر . أن يحدد المعنى الإجمالي للنص . أن يميز التلاميذ التعبير الحقيقي والمجازي حروف العطف أن يميز التلاميذ حروف العطف.</p>	<p>تقديم الفيديوهات لمساعدة التلميذ على فهم القصص والنصوص . مساعدة التلميذ للدخول على قناة المدرسة على اليوتيوب . مساعدة التلميذ على فتح منصة كتبتي مساعدة التلميذ في كتابة الإملاء والتدرب عليها . يمكن لولي الأمر الدخول من خلال الرابط المرفق لموقع قناة اللغة العربية والتربية الإسلامية الخاص بمدرسة ونشستر ومتابعة التسجيلات الخاصة بالدروس ومشاركتها مع التلميذ وتدوين ما تعلمه في دفتره المدرسي.</p>	<p><u>قناة اللغة العربية والتربية الإسلامية بمدرسة ونشستر</u></p>
<p>Arabic for Non- Arabs</p>	<p>(حديقة الحيوان) The Zoo -To use the new words in a different sentences. - To describe the zoo using adjectives. - To create a dialogue about the zoo. - To conjugate the new verbs with the pronouns in sentences. - To create a simple paragraph about the zoo.</p>	<p>In every lesson, we provide the students with new words With their meanings to help your child memorize and use in sentences of his/her own. -Ask your child to speak about his favourite animals. -Ask your child to describe the zoo, which he visited before. -Ask your child to describe the zoo. - Go through the links on the Arabic YouTube channel so that you can help your child learn more at home about the topic.</p>	<p><u>kutubee reading platform</u> <u>Arabic and Islamic YouTube Channel</u></p>
<p>Islamic for Arabs</p>	<p>الصادق الأمين أن يعدد التلميذ صفات الرسول صلى الله عليه وسلم أن يدلل التلميذ على فضل الصدق فضل تلاوة القرآن الكريم أن يستنتج التلميذ فضل تلاوة القرآن أن يعدد التلميذ آداب تلاوة القرآن</p>	<p>يساعد ولي الأمر التلميذ من خلال: حثه على حفظ السورة من خلال المصحف المعلم . حثه على التحلي بالأخلاق الحميدة قولاً وفعلاً.</p>	<p><u>قناة اللغة العربية والتربية الإسلامية بمدرسة ونشستر</u></p>



The Winchester School

Family Learning Newsletter (Year 2) –February 2024



	<p>خير الأعمال في الإسلام أن يوضح التلميذ بعض الاعمال الطيبة كمسلم أن يشرح التلميذ أهمية فعل الخير</p>	<p>يمكن لولي الأمر الدخول من خلال الرابط المرفق لموقع قناة اللغة العربية والتربية الإسلامية الخاص بمدرسة ونشستر ومتابعة التسجيلات الخاصة بالدروس ومشاركتها مع التلميذ وتدوين ما تعلمه في دفتره المدرسي.</p>	
Islamic for non-Arabs	<p>Surat Al-Qadr</p> <ul style="list-style-type: none"> Explain the virtue of the Night of Al-Qadr Mention the acts that are suitable for the Night of Al-Qadr. <p>The Virtue of Reciting the Holy Qur'an</p> <ul style="list-style-type: none"> To mention the lessons learned from the noble Hadith. <p>Respect for Others To explain how to respect others when dealing and playing with them. To explain the importance of respect for the wishes and views of others.</p>	<p>Encourage your child to memorize Suratu Al-Qadr with the meaning. Talk to your child about the main lessons we learn from this Surah. Share with your child the importance of doing good deeds Talk with your child about the virtues of reciting the Holy Qur'an. Encourage your child to color monthly prayer chart and answers in book ISLAM MY WAY OF LIVING as Encourage your child to apply obligatory element of Salah.</p> <p>Go through the links on the Arabic and Islamic YouTube channel so that you can help your child learn more at home about the topic.</p>	<p>Arabic and Islamic YouTube Channel</p>
Humanities	<p>History: The Great Fire of London</p>	<p>Talk to your child about the Great Fire of London, how it started and spread.</p>	<p>https://www.youtube.com/watch?v=Er3GKw8Z3R4</p>
Geography	<p>➤ The Events of the Great Fire</p> <p>Key Vocabulary/Concepts</p> <p>Century, London, order, event, timeline, change</p>	<p>Encourage your child to research the events of The Great Fire of London.</p> <p>Share with your child the information on the timeline of the events of the Great Fire.</p>	<p>https://www.youtube.com/watch?v=aXp3FHbPawQ</p>



The Winchester School

Family Learning Newsletter (Year 2) –February 2024



			https://www.fireoflondon.org.uk/browse-the-collection/ 
UAE Social Studies	<p><u>Living in the Past</u></p> <p><u>Key vocabulary:</u> photo , neighbourhood,past, present</p>	<p>Talk to your child about how your childhood and neighborhood looked like in the past.</p> <p>Share with your child how people used to travel in the past UAE.</p> <p>Encourage your child share how the transport in the present UAE different with that in the past.</p>	<p>https://youtu.be/-oSPAK1Dw94?si=dndlp2fHFapR-5ut</p>
Activity -1	Basketball- Dribbling	<p><u>Talk and encourage the children to do the following:</u></p>	<p>https://youtu.be/BnvGa0I8bMc?si=SgbspsFiW6f2IRQ3</p>
Activity - 2	Basketball - Passing & Receiving	<p><u>Proper warm up</u></p> <p>The students will do the proper warm up and will practice the skills with basic rules.</p>	<p>https://youtu.be/oRPIA3Pnkww?si=LjRHX8LJi4ORus_x</p>



The Winchester School

Family Learning Newsletter (Year 2) –February 2024



Activity - 3	Basketball - Dribble, jump stop and pass.	Follow the links for the skills and rules.	https://youtu.be/NFP7zCMy7L0?si=QMAH1hnR6FEeg9_B
Activity - 4	Basketball - Stationary Shot	<u>Cooldown</u> After the game students will do proper cooldown activity.	https://youtu.be/t7ciq_x4138?si=MMIk9GYXxIDSizNa
Music Year02 Joyson	Improving a child's confidence and musicality through singing actions songs and singing with the appropriate tune.	Let the children sing action songs at home. Ask the child to perform the songs we learned in school. Help the child choose which other songs they know aside from the songs taught in school and let them invent their own singing actions.	(22) You are my Sunshine 2020 - YouTube
Music Year02 (Sunil)	Read and play Musical notes with the help some words (Sight reading and rhythm making revision)	Let the Children play the rhythm with the help of words by clapping. (Bee, Glow- worm, Butterfly, and caterpillar) Ask the child how to play Music with the help of (Bee, Glow- worm, Butterfly, and caterpillar) by clapping	
Music Year02 Kiko	Improving children's confidence and musicality through singing actions songs and chanting rhymes Familiarizing with sounds of different instruments	<ul style="list-style-type: none"> • Encourage the child to sing action songs at home. • Ask the child to perform the songs we learned in school. • Help the child choose which other songs they know aside from the 	https://www.youtube.com/watch?v=di8Fq2zzaWU https://youtu.be/DUfDWDsVx_Y



The Winchester School

Family Learning Newsletter (Year 2) –February 2024



		<p>songs taught in school and let them invent their own singing actions.</p> <ul style="list-style-type: none">Let the children listen to different instruments, especially piano, violin, flute, trumpet, and guitar.	
Computing and thinking	<p>To explore the different tools of Scratch Junior</p> <p>To identify how to change the costume for the sprite and move it.</p> <p>To plan and give instructions to sprites for movement.</p> <p>To compile a set of instructions for sprite to create a story.</p>	<p><i>Scratch</i> is an introductory programming language that enables young students to create their own interactive stories and games.</p> <p>Encourage your child to snap together graphical programming blocks to make characters move, jump, dance, and sing.</p> <p>Create stories and games using your child's imagination.</p>	<p>Simple program using ScratchJr</p> <p>Movement</p>
Moral Education	<p>Topic: Caring for the school environment</p> <ul style="list-style-type: none">➤ To understand how to care for the school environment.➤ To suggest how important, it is to take care of places and surroundings as how we take care of ourselves and others.	<p>Talk to your child about meaning of caring.</p> <p>Share with your child about the importance of taking care of the school environment.</p> <p>Encourage your child to recognize the importance of taking care for places and surroundings as how we take care of ourselves.</p>	<p>Caring for school environment</p> <p>Being Honest</p>



The Winchester School

Family Learning Newsletter (Year 2) –February 2024



Topic: Being Honest
➤ To understand the differences between honesty and dishonesty.

