

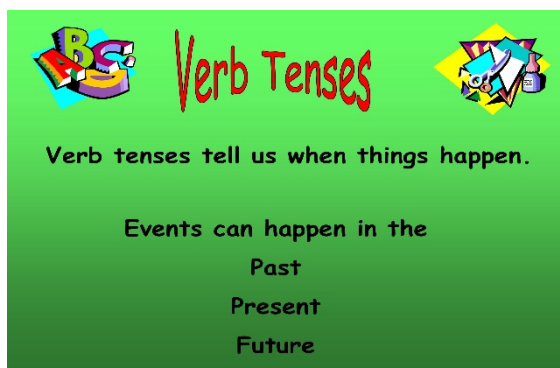
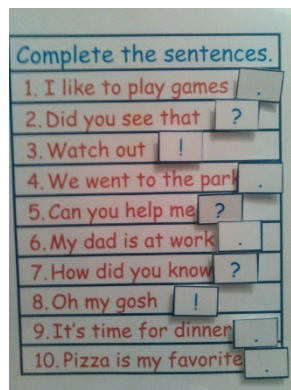


The Winchester School, Jebel Ali



Family Learning Newsletter -Year 3- March -2024

Area of learning	Focus	Activities to help your child at home	Useful Websites/Resources
Literacy	<ul style="list-style-type: none"> To spell words of two or more syllables. Homophones new-knew story-storey there-their <p>Grammar:</p> <ul style="list-style-type: none"> To apply punctuation marks appropriately in sentences. To apply verb tenses correctly in sentences. 	<p>Talk and encourage the children to do the following:</p> <p>Talk about the use of homophones. Homophones are words that sound the same as another word but have a different meaning, and often a different spelling.</p> <p>Discuss the rules of different homophones and identify the difference in meanings.</p> <p>Encourage your child to start making a spelling bank with different homophones. Make a list of homophones in a story. Your child can then try to frame sentences with each word.</p> <p>Punctuation: Pause while speaking to your child to enunciate the end of a sentence. While reading a story with your child, highlight punctuation marks-full stops, capital letters, commas, question marks, exclamation marks and speech marks.</p> <p>Verbs: Give your child a time limit to act out a certain verb. To get more practice within context, tell the guessers that they have to</p>	<p>What is a syllable?</p> <p>Homophones</p> <p>Punctuation game</p> <p>Verbs</p> <p>Verb Tense Games</p>



Punctuation marks are essential in written communication to convey meaning and clarity.	
Period (.)	Indicates the end of a sentence. Use it after a statement or a command.
Comma (,)	Separates items in a list, clauses in a sentence, and phrases that are not essential to the sentence.
Question Mark (?)	Indicates a question. Use it at the end of a direct question.
Exclamation Mark (!)	Indicates strong emotion or emphasis. Use it sparingly.
Colon (:)	Introduces a list, a quotation, or an explanation.
Semicolon (;)	Separates two independent clauses that are closely related in meaning.
Hyphen (-)	Joins two words together to form a compound word or to indicate a word break at the end of a line.
Dash (—)	Separates a phrase or a clause from the rest of the sentence for emphasis or to indicate a pause.
Quotation Marks (" ")	Indicates direct speech or a quotation from a source.



The Winchester School, Jebel Ali

Family Learning Newsletter -Year 3- March -2024



- Compound nouns

Compound Nouns

NOUN	+	NOUN
bodyguard, travel agent, sunflower		
ADJECTIVE	+	NOUN
full moon, greenhouse, highway		
PREPOSITION	+	NOUN
underground, input, bycatch		
VERB	+	NOUN
breakfast, driving licence		
NOUN	+	PREPOSITION
hanger-on, love-in		
NOUN	+	VERB
haircut, rainfall		
VERB	+	PREPOSITION
check-in, build-up		
ADJECTIVE	+	VERB
dry-cleaning		

- To identify Collective nouns as a **collection of people, place, animal or thing.**

make a sentence using the verb that is being acted out.

Follow the sequence of a story. Ask questions such as -What happened first, next, later, finally.

Encourage your child to highlight verbs in a paragraph and discuss which tense it has been narrated in.

Speak to your child about the use of tenses that ascertain at what time an event in the story is taking place.

A compound noun is a noun made from at least two words.

Encourage your child with some examples of compound nouns.

Example: Toothpaste: a paste used in cleaning the teeth.

Schoolhouse: a building used as a school.

Bedroom: a room in the house where one sleeps in a bed.

Collective Nouns:

Encourage your child to play a Match Up Game-

- Cut up some pieces of green card and write the following on each: bees, flowers,

[Compound Nouns](#)

[Collections](#)



The Winchester School, Jebel Ali

Family Learning Newsletter -Year 3- March -2024



Text Level:

Advertisements and Leaflets

1. London Zoo Leaflet
2. Fun on Bikes



people, trees, fish, wolves, grapes and puppies.

- Then cut up some pieces of yellow card and write the following on each: crowd, pack, litter, bunch, swarm, bouquet, forest and shoal.
- Ask your child to match the green cards to the yellow cards.

(Answers: a crowd of people, a pack of wolves, a litter of puppies, a bunch of grapes, a swarm of bees, a bouquet of flowers, a forest of trees, a shoal of fish.

Play the Bitesize writing leaflets activity to initiate discussion of content and purpose of Leaflets.

Discuss the features of a good advertisement with your child using the following power point presentation.


Encourage your child to use the right vocabulary while planning to create a new advertisement in the form of a leaflet.

Share with your child ideas, themes and topics to make colourful and catchy leaflets.

[Advertisements – Features](#)

[Advertisements – Tips and plans](#)

[Writing leaflets activity](#)







The Winchester School, Jebel Ali

Family Learning Newsletter -Year 3- March -2024



<p>Mathematics</p>	<p>Measurement – Mass</p> <ul style="list-style-type: none"> To know the relationship between kilograms and grams. To solve word problems involving real life weights. <p>Measurement: Time</p> <ul style="list-style-type: none"> To tell and write the time on an analogue clock. To read time and keep a track of time in a given task and compare durations of events. To read time to 5 minutes on analogue and 12-hour digital clock To read the time on a clock (in a.m. & p.m.) 	<p>Talk to your child about the relationship between kilograms and grams and their use in daily life. Then, play a game of “I Spy” with your child, with a focus on weight. For example, you might say “I spy with my eye an object that weighs 2g” or “I spy with my eye an object that is heavier than a kg.” Then have your child predict which object you’ve chosen by estimating and check the prediction with a scale. Have your child write down the objects and their measurements. Then, switch roles!</p> <p>Share items such as fruits, vegetables and pasta and let your child weigh. Have him/her hold an object in the hand and guess how much it might weight before putting it on the scale. Examples: How much two apples will weight as opposed to one apple, or how much a cup of cooked pasta will weight as opposed to dry pasta</p> 	 <p>1 kilogram = 1000 grams</p> <p>Estimate Weights</p> <p>Capacity Word problem</p> <p>Capacity Games</p> <p>Time Game</p>
---------------------------	---	---	--



The Winchester School, Jebel Ali

Family Learning Newsletter -Year 3- March -2024



	Geometry <ul style="list-style-type: none"> To identify horizontal and vertical lines. 	Challenge: The following given times have been recorded on the same morning. Arrange them in order starting from the earliest. <ul style="list-style-type: none"> ➤ 7.55 a.m. ➤ Quarter to eight. ➤ 5 minutes to eight. Half-past seven.	Math Games
Science	Animal Including Humans – Healthy Eating <ul style="list-style-type: none"> To classify and describe the various food groups. To justify the choices of food for different ages and lifestyles. To explore the needs of all animals including humans to stay healthy and active. 	Talk to your child about the importance of nutrition and the need for each type of food for different ages and lifestyles. Quiz your child to test their knowledge. Share your experiences and activities that will help children to eat healthy and stay healthy. Do some activities or exercises with children and encourage them to practice the same daily. Encourage your child to do an interactive quiz	Healthy Eating What are the five main food groups? - BBC Bitesize FOOD GROUPS Live Worksheets Nutrients free online worksheet Live Worksheets Food Group- Food Nutrients worksheet Live Worksheets
Humanities Geography	The United Kingdom - Around the Counties <ul style="list-style-type: none"> To name and locate counties of the United Kingdom. To use a map to locate some of the counties of the UK. 	Share with your child what a county is. Encourage your child to research some counties on a map of the United Kingdom. For example – The counties Skara Brae and Stonehenge are in and the county London is in. Talk about the counties of the Unites Kingdom.	Counties Quiz Game The United Kingdom - Counties



The Winchester School, Jebel Ali

Family Learning Newsletter -Year 3- March -2024



UAE Social studies	Airports and Seaports <ul style="list-style-type: none">To explore airports and seaports in the UAE.  Making a poster <ul style="list-style-type: none">To explore a place in the UAE. 	Talk to your child about the ports in the UAE. Share the reasons why ports are important in the UAE. Encourage your child to research which things do the ports import and export. Key Vocabulary: plane, airport, seaport Talk to your child about the places in the UAE. Share the reasons why these places are important in the UAE. Encourage your child to research and find information about your places in the UAE and write about it.	Airports and Ports 
Arabic for Arabs	<p>كيف أعبّر عن انتمائي لوطني؟</p> <p>أن يفسر التلميذ المفردات الجديدة في النص المعلوماتي</p> <p>أن يقرأ التلميذ النص قراءة سليمة خالية من الأخطاء</p> <p>أن يطرح التلميذ أسئلة عن الفكرة الرئيسة والفكر الفرعية في النص مبدئياً رأيته في المضمون</p> <p>أسلوب الاستفهام</p> <p>أن يميز التلميذ أسلوب الاستفهام</p>	<p>يستطيع السيد ولي الأمر أن يساعد الطالب عن طريق مساعدة الطالب على استخدام الكلمات الجديدة في تعبيراته داخل المنزل</p> <p>مساعدة الطالب على القراءة السليمة للنصوص المدروسة</p> <p>مساعدة الطالب في الربط بين خبراته ومعلوماته السابقة وبين ما يتعرفه من معلومات جديدة</p> <p>مساعدة الطالب في الحديث مستخدماً أسلوب الاستفهام</p>	قناة اللغة العربية والتربية الإسلامية بمدرسة ونشستر



The Winchester School, Jebel Ali

Family Learning Newsletter -Year 3- March -2024



	<p>أن يحدد التلميذ أدوات الاستفهام ودلالاتها أن يوظف أسلوب الاستفهام نشيد وطني أن يفسر التلميذ المفردات الجديدة في النص أن يطرح التلميذ أسئلة عن الفكرة الرئيسة والفكر الفرعية في نصوص شعرية ، مبدئياً رأيته في المضمون أن يحدد التلميذ بعض الجماليات في النص أن يميز التلميذ بعض الأساليب الإنشائية والخبرية أن يميز خصائص مرحلة الطفولة</p>	<p>مساعدة الطالب في البحث عن أبيات شعرية تحوي أسلوب الاستفهام يمكن لولي الأمر الدخول من خلال الرابط المرفق لموقع قناة اللغة العربية والتربية الإسلامية الخاص بمدرسة ونشستر ومتابعة التسجيلات الخاصة بالدروس ومشاركتها مع التلميذ</p>	
Arabic for Non-Arabs	<p>Places Around Me</p> <ul style="list-style-type: none">• To distinguish between the different places.• To create sentences about the places.• To describe Dubai using new vocabulary and adjectives.• To express his opinion in different places.• To compare between two places.	<p>In every new lesson, we provide new words with their meanings. Help your child to memorize them and use them in sentences on his/her own. Help your child to link between the picture and the word. Ask your child to draw the places- and describe them. Go through the links on the Arabic YouTube channel so that you can help your child learn more at home about the topic.</p>	<p>Arabic and Islamic YouTube Channel</p>
Islamic Education - Arabs	<p>سورة البلد أن يستنتج التلاميذ المعنى الإجمالي للآيات الكريمة</p>	<p>حث التلميذ على الأعمال الصالحة وقراءة القرآن الكريم</p>	<p>سورة البلد</p>



The Winchester School, Jebel Ali

Family Learning Newsletter -Year 3- March -2024



	<p>أن يفسر التلاميذ بعض مفردات الآيات الكريمة أن يبدي رأيه في بعض السلوكيات المختلفة العلم والمعرفة أن يستنتج التلاميذ أهمية العلم في الحياة أن يفرق بين العلم والمعرفة أن يدلل على أهمية العلم من القرآن والسنة</p>	<p>تشجيع التلميذ على تلاوة القرآن الكريم مع الالتزام بآداب التلاوة واحكام التجويد تشجيع التلميذ على الاقتداء بالصحابة رضي الله عنهم حث التلميذ على العلم والمذاكرة من أجل المعرفة مساعدة التلميذ في معرفة أهمية العلم والمعرفة في حياة المسلم يمكن لولي الأمر الدخول من خلال الرابط المرفق لموقع قناة اللغة العربية والتربية الإسلامية الخاص بمدرسة ونشستر ومتابعة التسجيلات الخاصة بالدروس ومشاركتها مع التلميذ وتدوين ما تعلمه في دفتره المدرسي.</p>	<p><u>العلم والمعرفة</u> <u>قناة اللغة العربية والتربية الإسلامية بمدرسة ونشستر</u></p>
Islamic Education- Non-Arabs	<p>Learning and knowledge</p> <ul style="list-style-type: none">To explain the importance of learning and gaining knowledge.To conclude the effects of ignorance on society. <p>Sura al Fajr</p> <ul style="list-style-type: none">To recite sura al fajr correctly.To give the meaning of the terms of the sura.To indicate the end of the wrong-doer. <p>Belief in prophets</p> <ul style="list-style-type: none">To mention the names of the steadfast messengers.	<p>Encourage your child to learn more about the importance of knowledge Let your child think about the effects of the ignorance on society Help your child to read the Surah properly and explain the meaning of the Surah. Encourage your child to watch videos of the prophets Support your child to mention some miracles of the prophets Encourage your son/daughter to learn the dua taught in class. Encourage your child to color monthly prayer chart and answers in book ISLAM MY WAY OF LIVING as Encourage your child to apply obligatory element of Salah. Go through the</p>	<p><u>Arabic and Islamic YouTube Channel</u> http://www.study4uae.com/</p>



The Winchester School, Jebel Ali

Family Learning Newsletter -Year 3- March -2024



	<ul style="list-style-type: none"> To infer the wisdom behind sending messengers. To explain some miracles of Moses and Juses. 	links on the Arabic and Islamic YouTube channel so that you can help your child learn more at home about the topic.	
Physical Education	<p>Activity 1</p> <ul style="list-style-type: none"> Ball & Racquet Activities – Forehand & Backhand striking <p>Activity 2</p> <ul style="list-style-type: none"> Ball & Racquet Activities – Side arm striking <p>Activity 3</p> <ul style="list-style-type: none"> Ball & Racquet Activities – Overhead striking 	<p>Talk and encourage the children to do the following:</p> <p><u>Proper warm up</u></p> <p>The students will do the proper warm up and will practice the skills with basic rules. Follow the links for the skills and rules</p> <p><u>Cooldown</u></p> <p>After the game students will do proper cooldown activity.</p>	<p>Kids forehand tennis lesson taught by coach Joseph (1).mp4</p> <p>Forehand swing Striking > Teaching Fundamentals of PE.mp4</p> <p>Tennis Overhead Smash - Step by Step Yin's Tennis Lessons for Kids and Adults.mp4</p>
Information and Communications Technology	<p>Power point Presentation</p> <p>To create Power point presentation by applying animation to objects in the slide and set the different timer options in the animation pane.</p>	Encourage your child to create appealing presentations by exploring the timer settings and re-order animation options in the animation pane of PowerPoint presentation.	PowerPoint- Animating Texts and Objects
Music-Mr. Kiko	<ul style="list-style-type: none"> Improving children's confidence and musicality through singing actions songs and chanting rhymes. Playing with a recorder <p>Reading Notes</p>	<p>Encourage the child sing action songs at home. Ask the child to perform the songs we learned in school.</p> <p>Help the child choose which other songs they know aside from the songs taught in school and let them invent their own singing actions.</p>	Music Lesson by Mr. Kiko
Music-Mr. Sunil	Learning how to play the song "I Love You" on recorder	Encourage your child to practice recorder at home. Let the child practice at home, even though there will be squeaking. Be an audience. But it is better also to check if the child is holding the recorder properly.	



The Winchester School, Jebel Ali

Family Learning Newsletter -Year 3- March -2024



Music-Mr. Joyson	<ul style="list-style-type: none"> Improving child's confidence and musicality through music letter names reading for beginners. <p>We explore the music notes in a specific song "twinkle twinkle". So that they are able to play on the recorder.</p>	<p>Let the child understand the music note and the finger position on the recorder.</p> <p>G,A,B,C,D notes on the recorder</p> <p>Ask the child to perform it with the beat.</p>	
Moral Education	<ul style="list-style-type: none"> To understand how feelings change as we grow and how we can manage these feelings positively. To identify empathy and how to support a friend. 	<p>Talk to your child about the importance of empathy and showing kindness in words and deeds.</p> <p>Share your experiences and guide your child to react appropriately with family and friends.</p> <p>Encourage your child to discuss emotions and feelings.</p> <p>Example: If your child is afraid of the dark, explore the feeling and find out why they have the fear. Allow your child to express emotions, but also teach them how to handle their emotions healthily.</p>	