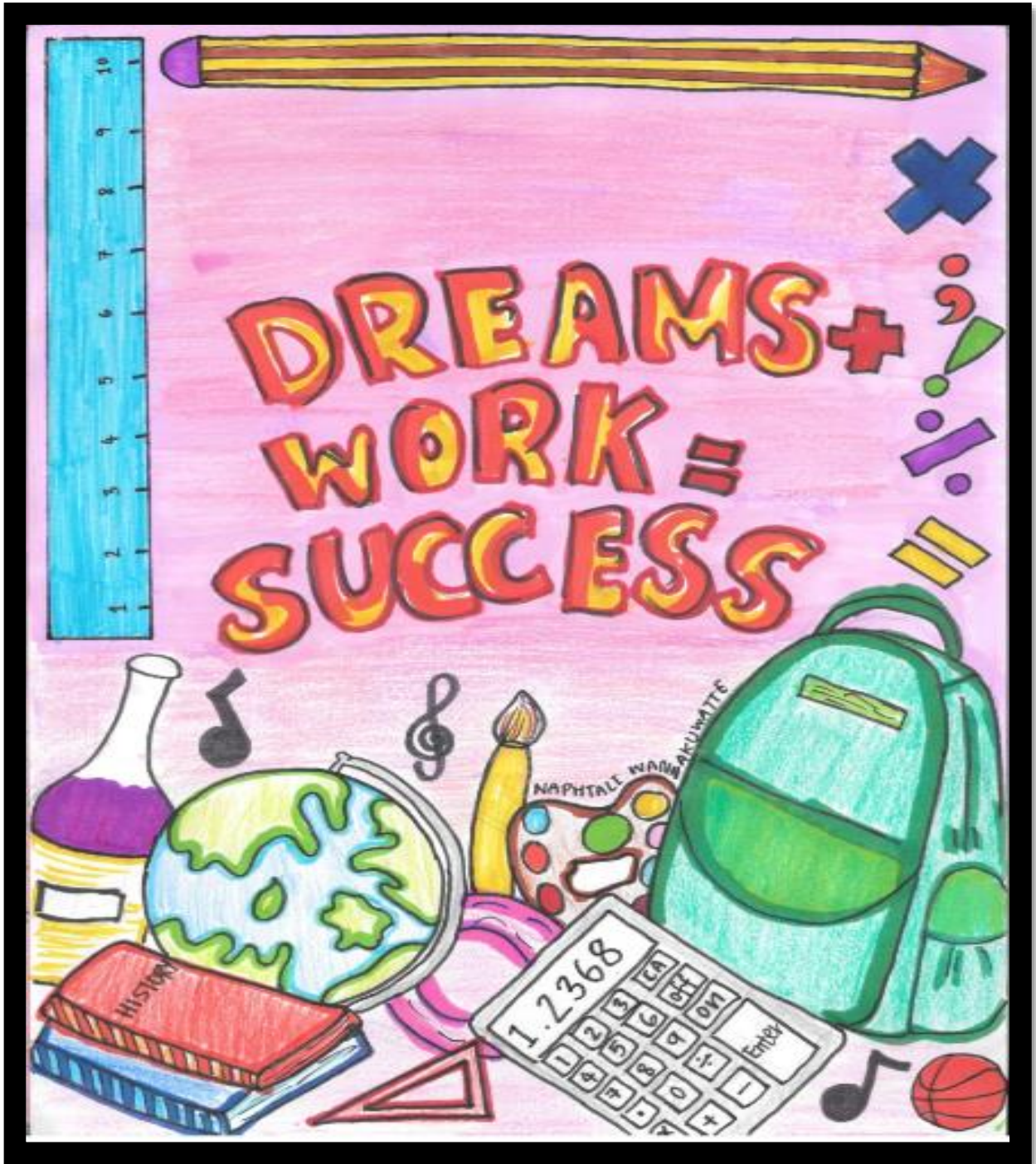


AIM HIGH PROGRESS STUDY PROGRAMME

FS 2 MOVING TO Year 1



AIM HIGH PROGRESS STUDY PROGRAMME

Dear Parents,

In our continued endeavour to engage and enrich our students' learning we have developed the Aim High Progress Study Programme (AHPSP) for your child to work on over the summer vacation. The aim of this programme is to keep students in 'learning mode' so that they continue to make progress without any summer learning loss.

Our Aim high summer programme is designed to help students develop values like sustainability, tolerance, morals, values and character through integrated curriculum and community partnerships.

The AHPSP involves Project Based Learning (PBL) which is an approach to education that emphasizes hands on learning with real life implications and independent research skills to find a solution and present in different ways using variety of tools.

Our students also had numerous opportunities in Term 1 and 2 to work on various STEAM projects like VEX robotics, Lego, printing 3D models. They also explored events within and outside school, which enhanced their critical thinking, problem solving, innovation skills and helped develop their character, tolerance and moral values.

In term 3 despite unprecedented situation of pandemic, our students showed resilience; and successfully adapted distance learning program. They responded very well to the series of synchronous and asynchronous lessons. Teachers have used range of new ICT tools to provide stimulating, enriching, engaging and personalised learning experience for all groups of students.

As your child is moving from Year 7 to Year 8, you can look at the Family Learning Newsletters for Year 8 and learn, in advance, about the learning modules, which will be covered in the coming academic year.

Please find the below links for Family Learning Newsletter:

<https://www.thewinchesterschool.com/for-parents/family-learning-newsletters/>

These are also very useful for new parents. For example, if your child has completed Year 7 in another school, you can look over the Family learning newsletter for Year 7 and map your child's existing learning to what has been completed at The Winchester School, Jebel Ali thus avoiding any gaps.

We hope you will be able to use all these valuable learning resources to support and enrich your child in reaching their full potential. The Winchester School deeply values 'Parents as Partners in Learning.'

Wish you all a very happy and blessed holidays. Enjoy with family and friends. Looking forward to welcoming you back in September.

Yours sincerely,

A handwritten signature in black ink, appearing to read "Ritika".

Dr. Ritika Anand

Vice Principal

AIM HIGH PROGRESS STUDY PROGRAMME

AIMS

- To support progression from one academic year to another.
- To embed 21st century learning skills in our students through interdisciplinary project based learning incorporating STEAM.
- To develop innovation, enterprise and entrepreneurial skills to become self-assured world citizens.

OBJECTIVES

To provide learning opportunities which

- Engage all students with broad range of activities preparing them for forthcoming areas of study and employable skills.
- Engage students with the real world data, tools, and experts they will encounter in college, on the job, and in life--students learn best when actively engaged in solving meaningful problems
- Enables innovative learning methods that integrate the use of supportive technologies, inquiry- and problem-based approaches and higher order thinking skills.

STEAM – PBL will enhance

- Learning and thinking skills: critical thinking and problem solving, communication, creativity and innovation, collaboration, contextual learning and information and media literacy skills.
- Life skills: leadership, work ethics, accountability, adaptability, personal productivity, personal responsibility, people skills, self-direction and social responsibility



PO Box 38058, Dubai, United Arab Emirates
☎ +971 (0)4 882 0444 📠 +971 (0)4 882 0440
✉ Info_win@gemsedu.com
🌐 thewinchesterschool.com

🌐 gemseducation.com
🌐 [linkedin.com/company/gems-education](https://www.linkedin.com/company/gems-education)
📱 @GEMS_ME

AIM HIGH PROGRESS STUDY PROGRAMME

STREAM

In **Science** we will be learning about "Plants" to help children to become more aware of the world around them. Science activities also help incorporate **Maths** skills such as sorting and language skills (**English**) such as describing. Children enjoy exploring scientific concepts and will be delighted in applying their newly acquired skills.

Objectives:

- ✓ Identify and name a variety of common wild and garden plants.
- ✓ To measure the length of the plant at different stages.
- ✓ Identify and describe the basic structure of a variety of common flowering plants, including trees.



Activity-1 😊 : Create a plant Booklet on day out to the indoor park. Write from the time you got up in the morning till the day ended. More ideas ...



- ✚ Click and stick the pictures in your booklet and label them.
 - ✚ You can record your findings by making a video.
 - ✚ Collect some information on plants pictures that you have stuck and add the information in your booklet.
 - ✚ Google and find out some facts about these plants and add to make your booklet more interesting.
- Draw and label your favourite plant.

Activity-2 😊 : Construct a leaf graph.

Sort the plants choosing your own criteria.e.g.compare through size, colour, shape etc.

OR Construct a Pictogram or Block graph and record your findings. Frame few questions and answer them.e.g.




- Which colour leaf is the most in number?
- Which colour leaf is the least in number?
- How many green and yellow colour leaves are there altogether?
- How many leaves are there in altogether?
- Find the difference between the yellow and green coloured leaves.

Activity- An interview with a plant.

Fun and drama.



Let's have some fun and do some Role Play. Act and dress up as a plant and ask mum or dad to interview you. You can talk about your journey from being a tiny seed to a full grown plant.



Project- A gift for Mum!




Learning Objective: To investigate the growth of plant.


A gift for your mother!

You want to impress your mother by gifting her a plant. As you are not able to buy from shop you may use some seeds available at home and grow a plant. You will also share with your mother on how the plant grew.


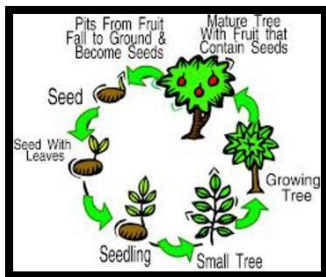
Are you ready for the challenge?



- **Problem:** How can you show the life journey of a plant?
- **Research:** Gather information/investigate and observe what things were required to make your plant grow healthy.
- **Present:** Choose one of the given ways to present your report about your investigation: (power point presentation/collage work/make a video).



- **Create:** It is time to be creative! Draw the life journey or different stages of plant. Measure the length during different stages. You may also label the different parts and write in detail the growth of plant using describing words.



- Click a picture or make a video of the plant you grew gifting to your mother as act of kindness and talk about how you grew the plant. What all you used to grow it into a healthy plant. Do not forget to use describing/WOW words to make your sentence interesting!

I wonder...



- ✓ What foods come from seeds
- ✓ Seeds we eat and seeds we don't eat
- ✓ What happens when you put different seeds in water
- ✓ What happens when you try to grow seeds in different materials like soil, desert, no soil.
- ✓ If plants drink water
- ✓ How long it takes different seeds to sprout
- ✓ What different seeds look like as plants
- ✓ What kind of plants can survive in the UAE? Give reasons



Jack and the beanstalk - Click the below link to read
<https://www.slideshare.net/DaliaBarraza1/jack-and-the-beanstalk-61393828>

The tiny seed - Eric Carle - Click the below link to read
<https://www.slideshare.net/eslcommunity/the-tiny-seed>



Useful Web links

- Know about plants

<https://www.youtube.com/watch?v=j4AkT5WDSXg>

- What plants need to grow?

<https://www.youtube.com/watch?v=wmFbuI-H9TQ>

- Different parts of the plant

https://www.youtube.com/watch?v=ql6OL7_qFgU

- Needs of the plant

<https://www.youtube.com/watch?v=dUBIQ1fTRzI>

Read and Spell

Below is a list of words mark along with your child the words that he/she can read and spell.

	read	spell		read	spell
Seed			grow		
Plant			Flower		
Grow			Soil		
Shoot			root		

Record your findings in a creative and innovative ways like through videos, booklet, photo, 3D models, collage or power point presentation.

Do remember to make a video and email it to your teacher 😊





Task 2:

A day out to any park

OR

Take a virtual tour on the links below



In UK: <https://www.gardensillustrated.com/gardens/gardens-to-visit/virtual-garden-tours-best/>

Across the world: <https://thespaces.com/take-a-virtual-tour-of-beautiful-botanical-gardens/>

In UAE: Miracle Gardens virtual tour:
<https://www.p4panorama.com/panos/dubaimiraclegarden/>



Activity-1 ☺ : List the things you can see in the park.

Look around in the park for different plants, including deciduous and evergreen trees.

Deciduous trees - Trees or shrubs which shed their leaves seasonally are called deciduous trees. **e.g.:** Oak tree.

Evergreen trees - Trees or shrubs which don't shed their leaves are called evergreen trees. **e.g.:** Pine trees.



Some tips for things to do in the park:

- Walk around in the park and take pictures of different types of plants. Stick the pictures on any recycled paper and label them.
- List different things you see in the park e.g. leaves, twigs, bench, swings etc.
- Draw what you see in the park and write captions for your illustrations.
- Google and find out some facts about these plants and add some interesting information on a recycled paper.
- Draw and label your favourite plant found in UAE.



Activity-2 ☺ : Show and tell the story.

Let's have some fun and do some Role Play.
Act and dress up as any fairy tale character
and talk about the story or the character to
your family.



Remember to make a video or click a picture and
upload on the padlet link below.

<https://padlet.com/AyeshaShaik1991/gi36mrveyos5dzi4>

Please make sure you write your name and class.



Super Challenge:
Write few sentences about your
Fairytale or character.



Activity-1 ☺ : Sort the leaves! .

Sort the leaves of different plants choosing your own
criteria. For example, compare
through size, colour, shape etc. Now,
answer the questions below.



- Which colour leaf is the most in number?
- Which colour leaf is the least in number?
- How many green and yellow colour leaves are there altogether?
- How many leaves are there altogether? - Find the difference between the yellow and green coloured leaves.



Extension: Try to frame your own questions on the leaves you collected



Activity -2: Treasure hunt

Make a booklet

Identify hidden 2D shapes in your house. Draw and describe them e.g. Book - Rectangle shape- it has 4 corners.



Useful Web Links:



Maths

- Let's add some blocks

http://www.mathplayground.com/addition_blocks.html

- Let's count

<https://www.topmarks.co.uk/learning-to-count/gingerbread-man-game>

<https://www.topmarks.co.uk/learning-to-count/teddy-numbers>

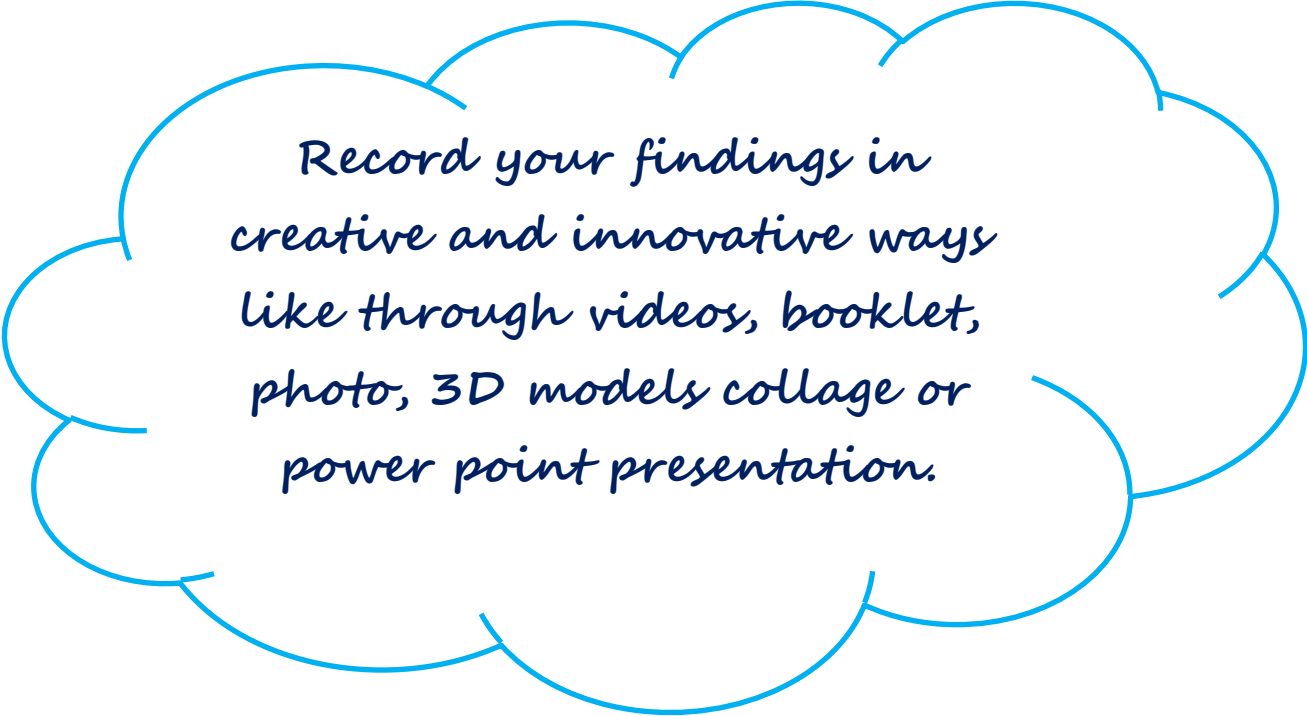
- Fun with subtraction

http://www.mathplayground.com/math_monster_subtraction.html

- Explore the 2D shapes

<https://www.topmarks.co.uk/ordering-and-sequencing/shape-patterns>

<https://www.splashlearn.com/geometry-games>



Record your findings in creative and innovative ways like through videos, booklet, photo, 3D models collage or power point presentation.



Review and Recap

Below is a list of words mark along with your child the words that he/she can read and spell. Ensure that your child is able to spell maximum words.

1. quick	9. took	17. pure	25. with	33. she	41. are
2. chin	10. car	18. coin	26. see	34. we	42. my
3. fish	11. cork	19. king	27. for	35. me	43. her
4. moth	12. turn	20. will	28. now	36. be	
5. pain	13. town	21. that	29. down	37. was	
6. meet	14. join	22. this	30. look	38. you	
7. fight	15. near	23. then	31. too	39. they	
8. road	16. hair	24. them	32. he	40. all	

Useful Web links:

English

- Learn some wow words

<https://www.youtube.com/watch?v=wnWf7LSLKxE>

- [Let's sing along some wow words](#)

<https://www.youtube.com/watch?v=rrSY1dSvdio>

- [Let's play some adjectives/wow word games](#)

<https://learnenglishkids.britishcouncil.org/en/grammar-practice/adjectives>

- [Select your grade and play the game](#)

<http://www.turtlediary.com/game/describing-pictures.html>



Maths

- Let's add some blocks

http://www.mathplayground.com/addition_blocks.html

- Fun with subtraction

http://www.mathplayground.com/math_monster_subtraction.html

- Measuring length

<http://www.iboard.co.uk/iwb/Comparing-Jungle-Animals-Length-574>

Science

Know about plants

<https://www.youtube.com/watch?v=j4AkT5WDSXg>

- What plants need to grow?

http://www.bbc.co.uk/schools/scienceclips/ages/5_6/growing_plants.shtml

- Different parts of the plant

https://www.youtube.com/watch?v=ql6OL7_qFgU

- Needs of the plant

<https://www.youtube.com/watch?v=dUBIQ1fTRzI>

Recommended Books:

Traditional stories

Enormous turnip

Jack and the beanstalk

Little red hen


Town mouse and the country mouse

Ugly duckling

Gingerbread man

Goldilocks and the three bears

Three billy goats Gruff



Websites for free online books

<http://www.magickeys.com/books/>

<https://www.storyjumper.com/book/search>

<https://www.freechildrenstories.com/age-5-8-1>



Arabic and Islamic for Non-Arabs



1- **Arabic** : Choose one of this project and create :

a- Create presentation in Arabic about any topic that you already learn .you can choose one of this objects (body parts الجسم – home البيت – fruits الفواكه – letters and words كلمات وحروف)

B - Create a video speaking about yourself .then upload in this link .

<https://flipgrid.com/khair1127>

c - Choose one object from these (body parts الجسم – home البيت – fruits الفواكه – letters and words كلمات وحروف) and desine 3D Shape then label it in Arabic .

2- Create a video for you while you read from (I Read Arabic) then upload to this link . <https://flipgrid.com/khair4077>


3- lets play . go to these links and play

<https://wordwall.net/resource/1415711> لعبة الحروف

<https://wordwall.net/resource/1686586> البيت

<https://wordwall.net/resource/1913802> أجزاء الجسم

<https://wordwall.net/resource/1931186> الفواكه



Year1 - Islamic Studies: Non-Arabs

1- Listen carefully to Surat Ul-Fatiha and make sure to memorize it well.

<https://www.youtube.com/watch?v=-PqPOBCiTE&t=45s>

2- Listen carefully to Surat Ul-Ikhlâs and make sure to memorize it well.

https://www.youtube.com/watch?v=0lbo_9fB7XY

3- Try to understand the explanation of Surat Ul-Ikhlâs in the following link:

<https://www.youtube.com/watch?v=veaDyGuzfjM>

3- Answer this Quiz on Surat Ul-Ikhlâs:

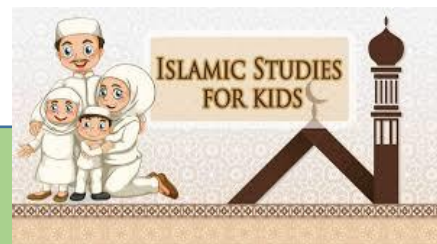
<https://docs.google.com/forms/d/1g6tnwgAU1IDYF2gZhzNW5Fkm8mcT1HWVTXM20pU2gk/edit>

4- Record Surat Ul-Ikhlâs here:

<https://flipgrid.com/mohammad2619>

5- Let's listen to the song of pillars of Islam together and memorize it.

<https://www.youtube.com/watch?v=F2hHvDFSvz8>



Arabic and Islamic for Arabs

Arabic for Arabs:



افتح الرابط التالي




<https://flipgrid.com/aly6910>

<https://flipgrid.com/27bef900>

<https://flipgrid.com/0a93902d>

صمم بطاقات تعليمية للحروف الهجائية:-





الواجب الصيفي (صف أول إسلاميات)



<p>استمع إلى سورة الفيل</p> <p>https://www.youtube.com/watch?v=FkNmMPMrJz0</p> <p>ثم سجل فيديو لك وأنت تقرأ سورة الفيل وقم بإرساله إلى المعلم عن طريق تحميله على الرابط الآتي :</p> <p>https://flipgrid.com/5befae88</p>	<p>المهمة الأولى قرآن كريم</p>
<p>استمع إلى حديث أركان الإسلام:</p> <p>https://www.youtube.com/watch?v=4dYNvKTg5bc</p> <p>ثم سجل فيديو لك وأنت تسجل الحديث ثم تعدد أركان الإسلام الخمسة وقم بإرسال الفيديو عن طريق تحميله على الرابط الآتي :</p> <p>https://flipgrid.com/eafa2424</p>	<p>المهمة الثانية حديث شريف</p>
<p>استمع الي الفيديو وسجل عدد الأسئلة التي استطعت الإجابة عليها .</p> <p>https://www.youtube.com/watch?v=ECJ_PzG2MAw</p>	<p>المهمة الثالثة السيرة النبوية</p>
<p>قم بالإجابة على الكويز التالي :</p> <p>https://forms.office.com/Pages/ResponsePage.aspx?id=gENNzk1Nw0yUf0PCq4224b5zkWXcf71EpoqLtlwLwSBUM0tLRTVVQUsyUTNXOVIUNjVBTzNaR0RUQi4u</p>	<p>المهمة الرابعة قيم الإسلام وغايته .</p>

Dubai Metro Guidelines

With the aim of sensitization to address the face of the Corona Virus, Dubai Metro shares the guidelines for the prevention to reach the largest possible number of members of society indifferent age groups and educational groups in order to ensure their safety when using Dubai Metro.



Important note :



Good Afternoon,

We are pleased to put in your hands the smart application of the magazine safety.

Kindly circulate this announcement to students and their parents to encourage children to download it to their tablet devices for entertainment and for what is beneficial to them, to mitigate about them and break the routine they are used to. Through which the student can interact with the contents of the magazine by reading audio stories and games and attending videos about awareness attractive and wonderful for them, it is available in all stores (Apple Store, Play Store, Huawei Store).

Kindly publish it on your official websites so that we can help the children to move beyond the stage of staying at home with what is beneficial to them.

Thankyou

تحية وبعد،،،

يسعدنا أن نضع بين أيديكم التطبيق الذكي لسلامة المجلة

يرجى تعميم هذا الإعلان على الطلاب وأولياء أمورهم لتشجيع الأطفال على تنزيله على أجهزتهم اللوحية للترفيه ولما هو مفيد لهم ، للتخفيف من آثارهم وكسر الروتين الذي اعتادوا عليه. من خلاله يمكن للطلاب التفاعل مع محتويات المجلة من خلال قراءة القصص والألعاب الصوتية وحضور مقاطع الفيديو حول الوعي الجذاب والرائع لهم ، وهي متوفرة في جميع المتاجر (Apple Store و Play Store و Huawei Store).

يرجى نشره على مواقع الويب الرسمية الخاصة بك حتى تتمكن من مساعدة الأطفال على الانتقال إلى ما بعد مرحلة البقاء في المنزل بما هو مفيد لهم

شكرا،،،



Short Story Writing Competition Launched!

We are delighted to announce that the Short Story Writing competition is now open! Budding authors can submit their composition on the below link.

The inspiration for 2021 is “**Change the Story**”. We can’t wait to see how your students will interpret this in their stories.

You have until **Wednesday 4th November 2020** to submit your entries. To register and know more about the competition,

[Click Here to Register](#)