


AIM HIGH PROGRESS STUDY PROGRAMME

YEAR 1 MOVING TO YEAR 2



Cover page designed by: Naphtali Samara Wannakuwatte of 5 E

AIM HIGH PROGRESS STUDY PROGRAMME

Dear Parents,

In our continued endeavour to engage and enrich our students' learning we have developed the Aim High Progress Study Programme (AHPSP) for your child to work on over the summer vacation. The aim of this programme is to keep students in 'learning mode' so that they continue to make progress without any summer learning loss.

Our Aim high summer programme is designed to help students develop values like sustainability, tolerance, morals, values and character through integrated curriculum and community partnerships.

The AHPSP involves Project Based Learning (PBL) which is an approach to education that emphasizes hands on learning with real life implications and independent research skills to find a solution and present in different ways using variety of tools.

Our students also had numerous opportunities in Term 1 and 2 to work on various STEAM projects like VEX robotics, Lego, printing 3D models. They also explored events within and outside school, which enhanced their critical thinking, problem solving, innovation skills and helped develop their character, tolerance and moral values.

In term 3 despite unprecedented situation of pandemic, our students showed resilience; and successfully adapted distance learning program. They responded very well to the series of synchronous and asynchronous lessons. Teachers have used range of new ICT tools to provide stimulating, enriching, engaging and personalised learning experience for all groups of students.

As your child is moving from Year 7 to Year 8, you can look at the Family Learning Newsletters for Year 8 and learn, in advance, about the learning modules, which will be covered in the coming academic year.

Please find the below links for Family Learning Newsletter:

<https://www.thewinchesterschool.com/for-parents/family-learning-newsletters/>

These are also very useful for new parents. For example, if your child has completed Year 7 in another school, you can look over the Family learning newsletter for Year 7 and map your child's existing learning to what has been completed at The Winchester School, Jebel Ali thus avoiding any gaps.

We hope you will be able to use all these valuable learning resources to support and enrich your child in reaching their full potential. The Winchester School deeply values 'Parents as Partners in Learning.'

Wish you all a very happy and blessed holidays. Enjoy with family and friends. Looking forward to welcoming you back in September.

Yours sincerely,



Dr. Ritika Anand Vice Principal


Project- A Home for Everyone

Learning Objective: To investigate the role of the environment in maintaining suitable habitats for plants and animals.

The Winch Company needs YOU!

The Winch Company wants to hire you to design a dream zoo. As a researcher, you need to observe the animals, explore their habitat and design a suitable habitat for the animals in their dream zoo.

Are you ready for the challenge?



Problem: How can we recommend the suitable habitat for animals in our zoo?

Research: Explore the given links to find more information about the animals and their habitats.



- <https://kids.nationalgeographic.com/explore/nature/habitats/>
- <https://www.youtube.com/watch?v=ZrSWYE37MJs>
- <https://www.youtube.com/watch?v=CxrlEajA398>
- <https://www.youtube.com/watch?v=kGO2se-tjBo>
- <https://www.dkfindout.com/us/animals-and-nature/habitats-and-ecosystems/land-habitats/>

Present: Choose one of the given ways to present your report about your investigation:

Create: It is time to be creative! Design a habitat for one or more animals using the Lego or recyclable materials.



Click a picture of the diorama (model) you create and post it on the padlet link below.

https://padlet.com/win_year2/dream_zoo

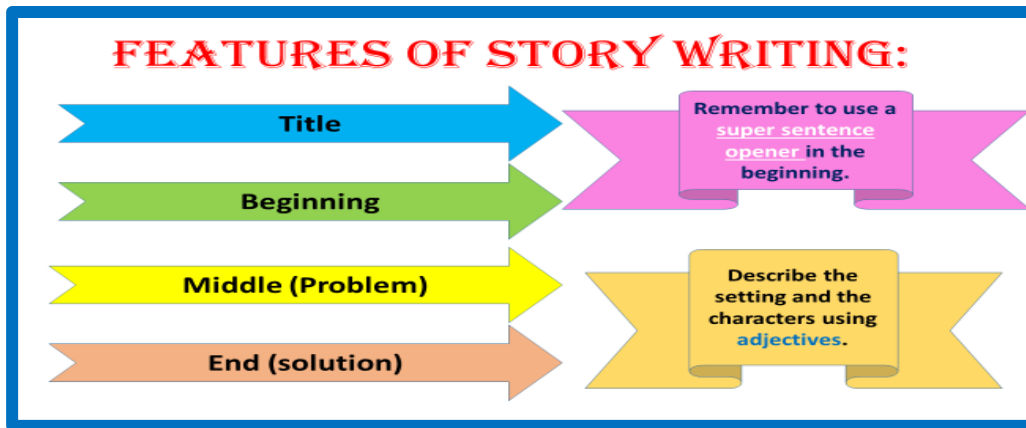
I wonder.....



- ✓ Can fishes stay alive in a desert of UAE? Give reasons to support your answer.
- ✓ Can we change the habitat of a polar bear from the Arctic to the forest? Give reasons to support your answer.
- ✓ Why camel is called 'The ship of the desert'?
- ✓ What kind of plants can survive in the UAE? Give reasons to support your answer.
- ✓ What are the necessary things I should provide to the animals in our dream zoo to help them survive there?

Write a **story** to explain the different features of any one or more habitats.

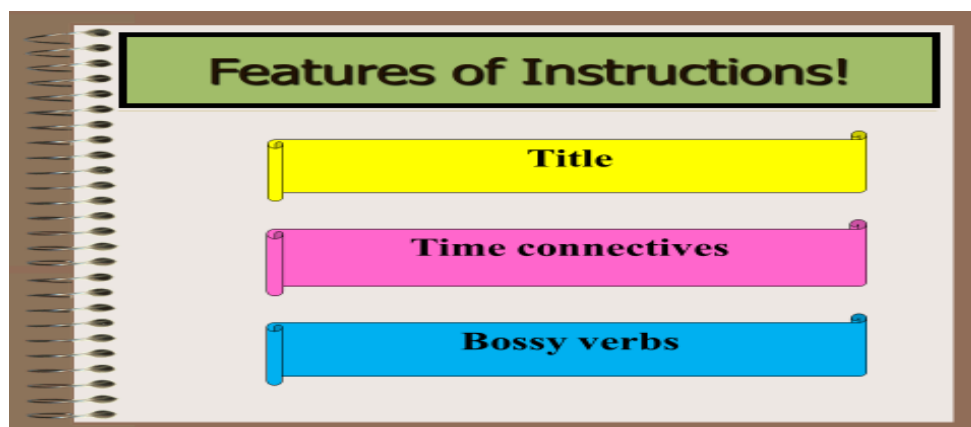
Remember to include the features of story writing, as stated below.
Also, make sure you highlight all the adjectives used in your story.



or

Write **instructions** to explain how you could build a habitat for any one or more animals in your dream zoo.

Remember to include the features of instructional writing as stated below. Make sure you underline the time connectives and circle the bossy verbs used in your instructions:



Once you are done writing the story or the instructions click a picture of it and save it. You will need to mail it to your next year's form tutor.

Reading Comprehension: Attempt the following comprehension, on animals in different habitats, by clicking the link below, or scanning the given QR Code:

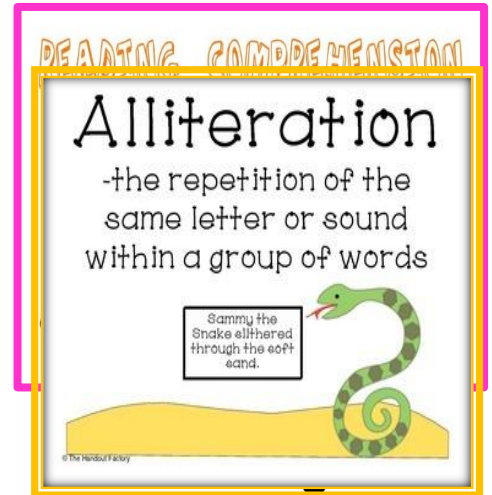
<https://bit.ly/2ApEIYW>

Now, attempt a few questions based on the above comprehension, by clicking the link below, or scanning the given QR Code:

<https://bit.ly/3dImZKA>



SCAN ME




Super Challenge (Optional)

Task 1: All Amazing Alliterations!

Now, it's time you put your creative caps on and use some **funny alliteration** to **describe** different **animals** in various habitats! For example:

Crawl like a creepy
crawly caterpillar



"Suzy saw a silly seal."



Super Challenge (optional)

Task 2: Writing a Poem

Awaken that little poet in you, and pen down a short poem, on any animal of your choice. Remember to include the following features of a poem:

- Rhyme
- Alliteration
- Onomatopoeia

Animal Riddle Poem

It is bright green
It lives by the pond
It rhymes with "fog"
Hop, hop, hop



It is a frog!

Submission date - September

1st to 15th 2020

Maths

Solve these mathematical mysteries as you explore different habitats around the world.



Click on the link below or scan the QR code to take a look at animals from different habitats of the world


[Animals from habitats around the world](#)



SCAN ME

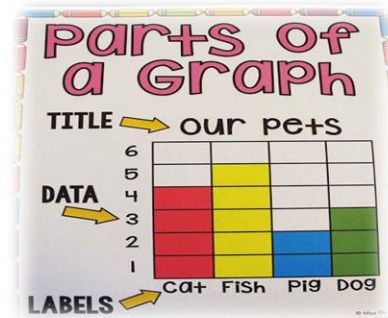
Task 1

- Record the number of animals from different habitats in a table, pictogram or a block graph



Animal Exhibit	Number of People Who Favor the Exhibit
Gibbons	17
Pandas	33
Polar Bears	12
Gorillas	24
Snakes	5
Fish	2

Be as



creative as you can:

You can represent the data virtually using MS Word tools.

Represent it using blocks, pebbles, pasta or any recyclable objects like bottle caps, buttons etc.



Click a photograph of your work and upload it on the padlet link below. Dont forget to mention your name and section

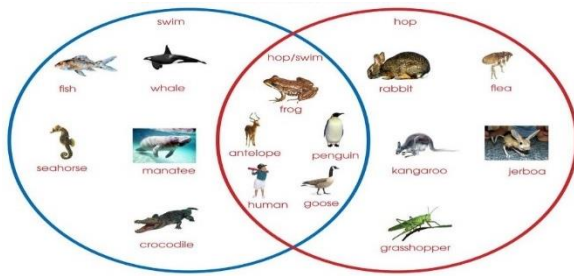


SCAN ME

Statistics

Extension: (Optional)

Now try to sort these animals in a venn diagram. You can select your own criteria to sort them.



Task 2

Based on animals found in different habitats create story sums of your own involving addition and subtraction.



Let's collaborate

Post your word problems on the link below. Let your friends attempt to answer them.

Word Problems-Habitats




Super Challenge: (Optional)

Calculate the value of each of the sea creature and solve the number sentence.


$$+ = 18$$


$$+ = 16$$


$$+ = 14$$


$$+ + = \boxed{}$$

Useful links:

Use the links given below to practice your times tables

http://www.bbc.co.uk/schools/starship/maths/games/cross_the_swamp/small_sound/standard.shtml

<http://www.topmarks.co.uk/maths-games/hit-the-button>

<http://resources.woodlands-junior.kent.sch.uk/maths/timestable/interactive.htm>

<http://www.learnyourtables.co.uk/en/index2.htm>

<http://www.timestables.me.uk/>

Submission date - September 6th to 8th 2020

Physical Geography

Explore different physical features including mountains, hills, cliffs, valleys, rivers, forests, oceans, seas, beaches and coasts.



Research Work

- Explore the vegetation, the soil, the weather and the seasons in these different physical features mentioned above.
- Make comparisons between the different physical features.
- Which plants and animals live there?
- Why would these animals and plants choose to live there?
- How will it become a perfect home for animals and plants?

Use the links below to get some information about life on these different physical features.

<https://www.youtube.com/watch?v=mw9YIFoDzww>

<https://www.youtube.com/watch?v=LwNfvyCXh1k>

<https://www.youtube.com/watch?v=FN6QX43QB4g>

<https://www.youtube.com/watch?v=MhOFZUWUk9c>

Post the information you collected on the padlet link below:

[Physical Geography](#)

Submission date - September 10th to 15th 2020



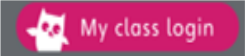
Online Reading for Fun: Since you have a long holiday, you can pack in some online reading time, so that you can learn **new vocabulary** and **varied sentence structures**. Just click on the link given below and dive into the world of stories.

<https://home.oxfordowl.co.uk/>

OR

Alternatively, you can also access the above stories by clicking the link and following the guidelines below:

<https://bit.ly/3h2bcce>

- Now, click My Class login 
- Then, enter the username and password
 - Username: win_year2
 - Password: year2
- Finally, log in and start reading by clicking My Bookshelf

Below is a list of words mark along with your child the words that he/she can read and spell. Ensure that your child is able to spell maximum words.

	read	spell		read	spell
water			take		
away			thought		
good			dog		
want			well		
over			find		
how			more		
did			I'll		
man			round		
going			tree		
where			magic		
would			shouted		
or			us		
took			other		
school			food		
think			fox		
home			through		
who			way		
didn't			been		
ran			stop		
know			must		
bear			red		
can't			door		
again			right		
cat			sea		
long			these		
things			began		
new			boy		
after			animals		
wanted			never		
eat			next		
everyone			first		
our			work		
two			lots		

has			need		
yes			that's		
play			baby		

fish			because		
gave			even		
mouse			am		
something			before		
bed			gran		
may			clothes		
still			tell		
found			key		
live			fun		
say			place		
soon			mother		
night			sat		
narrator			boat		
small			window		
car			sleep		
couldn't			feet		
three			morning		
head			queen		
king			each		
town			book		
I've			its		
around			green		
every			different		
garden			let		
fast			girl		
only			which		
many			inside		
laughed			run		
let's			any		
much			under		
suddenly			hat		
told			snow		
another			air		

great			trees		
why			bad		
cried			tea		
keep			top		
room			eyes		
last			fell		
jumped			friends		
box			miss		
dark			most		
grandad			cold		
there's			park		
looking			lived		
end			birds		
than			duck		
best			horse		
better			rabbit		
hot			white		
sun			coming		
across			he's		
gone			river		
hard			liked		
floppy			giant		
really			looks		
wind			use		
wish			along		
eggs			plants		
once			dragon		
please			pulled		
thing			we're		
stopped			fly		
ever			grow		

Arabic for Arabs

استمع إلى القصة في الرابط التالي ثم أجب عما يأتي

<https://www.youtube.com/watch?v=grnSCU8-ZEY>

يمكن استخدام الرابط للكتابة

<https://app.classkick.com/#/login/OEQRPS>

ما الشخصية التي أعجبتك؟ ولماذا؟

.....
.....
.....
.....
.....

الشخصيات

.....
.....
.....
.....
.....
.....

وجّه ثلاثة أسئلة لشخصية أعجبتك

.....
.....

اكتب نهاية مختلفة للقصة من إبداعك

.....
.....

- من خلال تطبيق فليب جريد

اضغط على الرابط التالي؛ وسجل فيديو لك وأنت تتحدث فيه عن الإجازة الصيفية وكيف تستثمر أوقات فراغك فيها، مراعيًا

اللغة العربية الفصيحة ،وموضعا أهمية الإجازة الصيفية وطرق
الاستمتاع بالإجازة.

<https://flipgrid.com/b13036d5>



جاء دورك للانتهاء من المستوى الخاص بك في منصة اقرأ
بالعربية

<https://www.ireadarabic.com/ar/>

صَمِّمِ بَرَقِيَّةَ تَهْنِئَةٍ لِصَدِيقِكَ بِمُنَاسَبَةِ حُلُولِ عِيدِ الْأَضْحَى
المبارك، مَعَ مُرَاعَاةِ عَنَاصِرِ الْبَرَقِيَّةِ.



.....

.....

.....

.....

.....

.....

عَبِّرْ عَنِ الصُّورِ بِجُمْلٍ مِنْ عِنْدِكَ لِتَكُونَ قِصَّةً مُرَاعِيًا
جودة الخط واستخدام أسلوب التعجب وعلامات الترقيم
المناسبة.

يمكنك كتابة القصة أيضًا على هذا الرابط

https://app.gosoapbox.com/event/375541199/moderate/show_details




.....

.....

.....

.....



.....

.....

.....

Arabic for Non-Arabs

Links	Target
https://www.ireadarabic.com/ar/	Read in I read Arabic
https://flipgrid.com/57f2e1d5	Record video about the shopping
https://forms.office.com/Pages/ResponsePage.aspx?id=gENNZk1Nw0yUf0PCq4224ctfP4FALsFAgg7hUFq1hAJUOFINSkVWR1QzTFRTOEFLVVBQNFpWTIBYWS4u	Answer the quiz
https://www.youtube.com/watch?v=T-rJz9bR9I8	Arabic vocabulary
https://www.youtube.com/watch?v=JLjOHTe7sgw	Colors in Arabic
https://www.youtube.com/watch?v=2OOdTtyfZhE	Arabic pronouns
https://www.youtube.com/watch?v=viJWRhut9qc	Arabic adjectives
https://www.youtube.com/watch?v=PpzH_8zcsec	Fruits in Arabic
https://www.youtube.com/watch?v=th_BMvgQ2nI	Clothes in Arabic
https://www.youtube.com/watch?v=Rve_6-voC70	Days of the week in Arabic

- 1- Design a model for your home and describe what can you see in it writing its names and also use them in Arabic sentences.
- 2- Design a model for a restaurant and what can you buy over there from both food and drink and write sentences for this model.
- 3- Collect pictures of clothes and paste on a white sheet and also use them in Arabic sentences.

Islamic for Arabs

1- من خلال الرابط سجل تسجيل صوتي لك للصور التالية

سورة العصر – سورة التين – سورة الشمس

<https://flipgrid.com/75850aa9>

2- قم بحفظ الأذكار التالية وتردديها

<https://www.youtube.com/watch?v=hAQ7xw64Ja>

https://www.youtube.com/watch?v=Ppd5qX_UOGI

<https://www.youtube.com/watch?v=CDcbOt-mCdY>

3- استمع إلى الرابط ثم تعلم

https://www.youtube.com/watch?v=y3Hd5srW_ak

صمم خريطة لأركان الوضوء

<https://www.youtube.com/watch?v=WrtILY7B91U>

صمم بطاقات بألوان مختلفة لأركان الإسلام

4- من خلال الرابط اختر عملاً مناسباً (سبورة بيضاء – تسجيل صوتي – تسجيل فيديو – كتابة

تعليق) عن قصة ناقة صالح عليه السلام

https://padlet.com/essamzhttps://padlet.com/essamz_win/2j9i3u3s

[bcacklvn_win/2j9i3u3sbckacklvn](https://padlet.com/essamz_win/2j9i3u3sbckacklvn)

5- قم بفتح الرابط وأجب

<https://wordwall.net/ar/resource/2790235>

التسليم يوم 17 سبتمبر 2020

Islamic for Non-Arabs

1- Listen and practice memorizing Surat Ash-Sharh from the link below:

[Surat Ash-Sharh](#)

then make a video on the flip grid through this link:

<https://flipgrid.com/8768f6fd>

the code is: 8768f6fd

or you can scan this QR.



2-Watch the videos below

[Prophet Ibrahim \(AS\) Story](#)

and then answer the questions on Google doc using this link:

https://docs.google.com/document/d/1N6QZLI8_MJOM2nFH2-tSLbawUk3HKpKOcbLE94Q4iuM/edit?usp=sharing

or to answer them orally through flip grid on this link:

<https://flipgrid.com/e164cfc0>

The code: e164cfc0

Or through this QR



Submission date - September 17th 2020

Dubai Metro Guidelines

With the aim of sensitization to address the face of the Corona Virus, Dubai Metro shares the guidelines for the prevention to reach the largest possible number of members of society in different age groups and educational groups in order to ensure their safety when using Dubai Metro.



Important note :



Good Afternoon,

We are pleased to put in your hands the smart application of the magazine safety.

Kindly circulate this announcement to students and their parents to encourage children to download it to their tablet devices for entertainment and for what is beneficial to them, to mitigate about them and break the routine they are used to. Through which the student can interact with the contents of the magazine by reading audio stories and games and attending videos about awareness attractive and wonderful for them, it is available in all stores (Apple Store, Play Store, Huawei Store).

Kindly publish it on your official websites so that we can help the children to move beyond the stage of staying at home with what is beneficial to them.

Thankyou

تحية وبعد،،،

يسعدنا أن نضع بين أيديكم التطبيق الذكي لسلامة المجلة

يرجى تعميم هذا الإعلان على الطلاب وأولياء أمورهم لتشجيع الأطفال على تنزيله على أجهزتهم اللوحية للترفيه ولما هو مفيد لهم ، للتخفيف من آثارهم وكسر الروتين الذي اعتادوا عليه. من خلاله يمكن للطلاب التفاعل مع محتويات المجلة من خلال قراءة القصص والألعاب الصوتية وحضور مقاطع الفيديو حول الوعي الجذاب و (Apple Store) والرائع لهم ، وهي متوفرة في جميع المتاجر (Huawei Store) و (Play Store).

يرجى نشره على مواقع الويب الرسمية الخاصة بك حتى تتمكن من مساعدة الأطفال على الانتقال إلى ما بعد مرحلة البقاء في المنزل بما هو مفيد لهم.

شكرا،،،



Short Story Writing Competition Launched!

We are delighted to announce that the Short Story Writing competition is now open! Budding authors can submit their composition on the below link.

The inspiration for 2021 is “**Change the Story**”. We can't wait to see how your students will interpret this in their stories.

You have until **Wednesday 4th November 2020** to submit your entries. To register and know more about the competition,

[Click Here to Register](#)