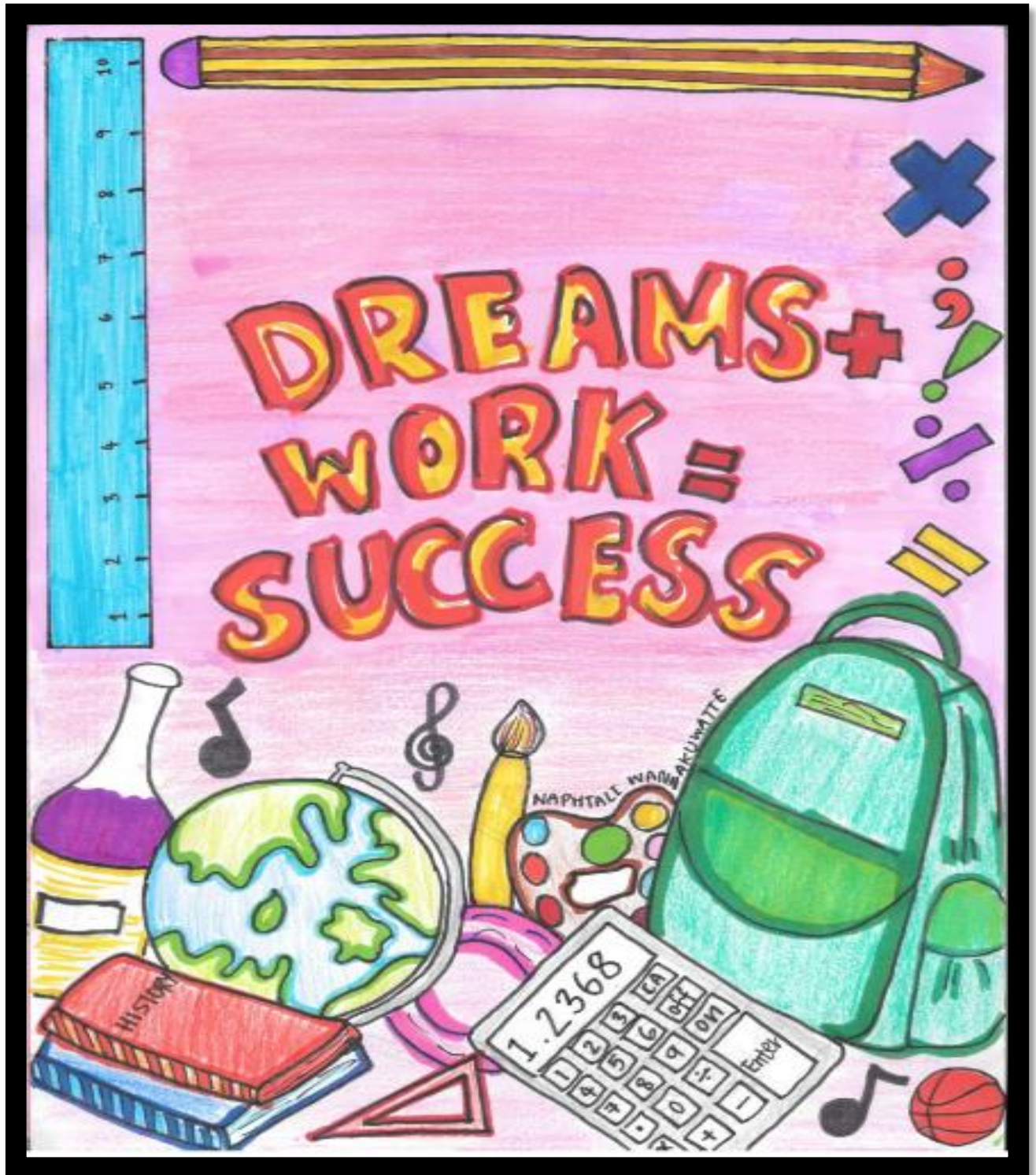


**AIM HIGH PROGRESS STUDY PROGRAMME**  
**YEAR 2 MOVING TO YEAR 3**



Cover page designed by: Naphtali Samara Wannakuwatte of 5 E

# AIM HIGH PROGRESS STUDY PROGRAMME

Dear Parents,

In our continued endeavour to engage and enrich our students' learning we have developed the Aim High Progress Study Programme (AHPSP) for your child to work on over the summer vacation. The aim of this programme is to keep students in 'learning mode' so that they continue to make progress without any summer learning loss.

Our Aim high summer programme is designed to help students develop values like sustainability, tolerance, morals, values and character through integrated curriculum and community partnerships.

The AHPSP involves Project Based Learning (PBL) which is an approach to education that emphasizes hands on learning with real life implications and independent research skills to find a solution and present in different ways using variety of tools.

Our students also had numerous opportunities in Term 1 and 2 to work on various STEAM projects like VEX robotics, Lego, printing 3D models. They also explored events within and outside school, which enhanced their critical thinking, problem solving, innovation skills and helped develop their character, tolerance and moral values.

In term 3 despite unprecedented situation of pandemic, our students showed resilience; and successfully adapted distance learning program. They responded very well to the series of synchronous and asynchronous lessons. Teachers have used range of new ICT tools to provide stimulating, enriching, engaging and personalised learning experience for all groups of students.

As your child is moving from Year 7 to Year 8, you can look at the Family Learning Newsletters for Year 8 and learn, in advance, about the learning modules, which will be covered in the coming academic year.

Please find the below links for Family Learning Newsletter:

<https://www.thewinchesterschool.com/for-parents/family-learning-newsletters/>

These are also very useful for new parents. For example, if your child has completed Year 7 in another school, you can look over the Family learning newsletter for Year 7 and map your child's existing learning to what has been completed at The Winchester School, Jebel Ali thus avoiding any gaps.

We hope you will be able to use all these valuable learning resources to support and enrich your child in reaching their full potential. The Winchester School deeply values 'Parents as Partners in Learning.'

Wish you all a very happy and blessed holidays. Enjoy with family and friends. Looking forward to welcoming you back in September.

Yours sincerely,



Dr. Ritika Anand

Vice Principal

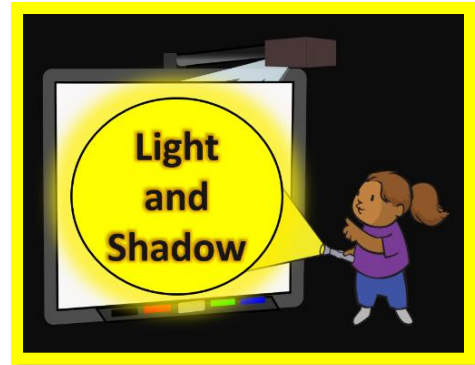
# AIM HIGH PROGRESS STUDY PROGRAMME

2020-2021

## Science

### Project- Sundial

In science, we will be learning about "Light and Shadow" to help children to become more aware of the world around them. Children will enjoy exploring scientific concept and will be delighted in applying their newly acquired skills.



**Learning Objective:** To understand how shadow changes during the day.

*Young researcher, we need YOU!*

*Curtt went to his football practice. While playing, he noticed his shadow looks super long but then after an hour, it's super short. He was more confused when he saw his shadow looks super long again in the late afternoon. He wants to know why is this happening.*



**Are you ready for the challenge?**

**Problem:** How shadow changes during the day?

**Research:** Explore the given links to collect and find information about Light and Shadow.

- Light
- Shadow



- Shadow formation from 3 different types of objects
- Following the Sun
- Light and Shadow

**Present:** After you gather all information. Choose one of the given ways to present your report about your investigation.

**Create:** It is time to be creative and innovative! Design your sundial using recyclable materials. You can also try human sundial if you like!



*Click a picture of the project you created and with detailed explanation, present your findings in the form of PowerPoint/MS word.*

**Submission date - September 6<sup>th</sup> to 7<sup>th</sup> 2020**

## Math - Aim High

In Maths, our learning will be based on the topic "Length and Data handling" in relation to the science topic "Light and Shadow." To help children to become more aware of the world around them we would like them to explore and relate their learning about the science topic through Maths.

### Task 1 -

Students will create a 3D figure using aluminium foil and then outline shadow using a black pencil. Further measure and record the length of the shadow from different direction - Vertically, horizontally , diagonally etc



## Task 2 -

Shadows can change their size. When we are outside on a sunny day, we can see how our shadows change throughout the day. The Sun's position in the sky affects the length of the shadow. Shadows can also change their shape and direction.



Fix a place outside in your garden or any open area.

Place an object on the fixed place.

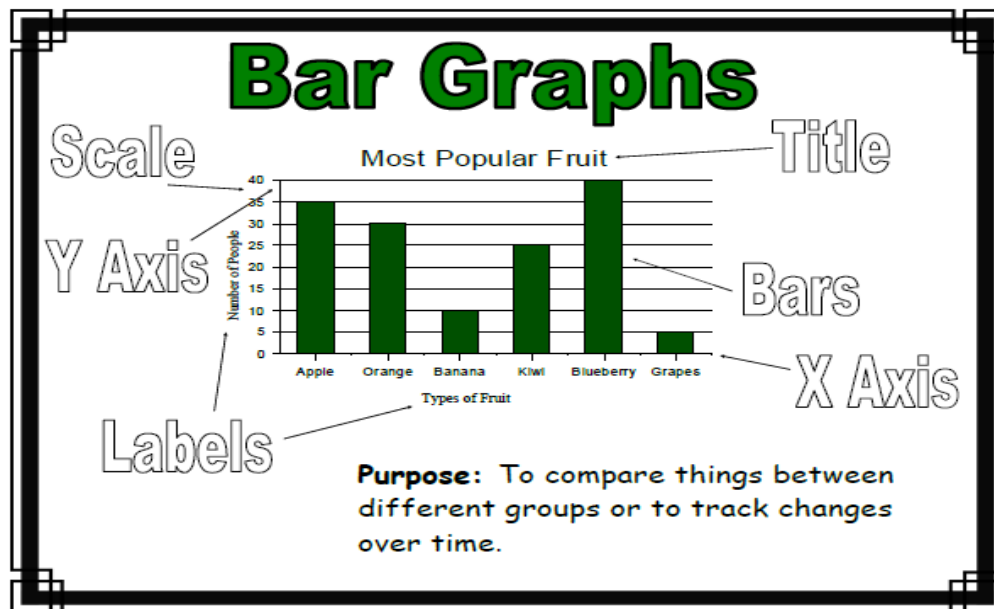
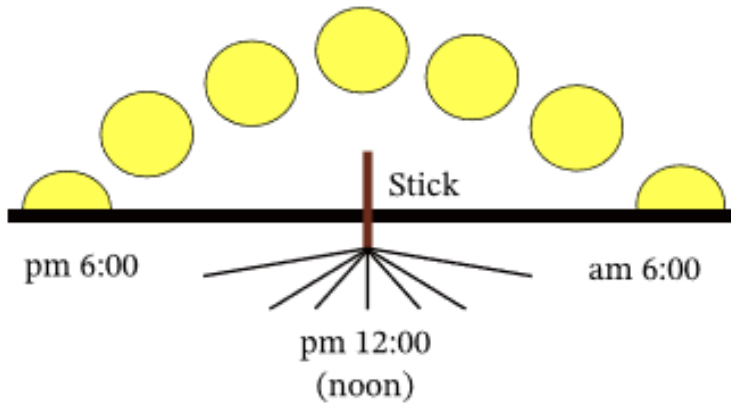
Go out to check the shadow of the object at different time of the day.

What did you observe with the position and length of shadows at different times of the day?

Record your finding using a Frequency table

Present your data using a Bar chart.

Also, create questions based of your bar chart.



*Important - Present your finding using any of the following way - Videos / Presentation / Storyboard etc. be as innovative as possible in your presentation.*

**Submission date - September 1<sup>st</sup> to 15<sup>th</sup> 2020**

## English

### ➤ Planning and Presenting a Shadow Theatre

- Shadow puppets have been a popular form of entertainment for both children and adults in many countries around the world.
- A shadow puppet is a cut-out figure held between a source of light and a translucent screen.
- A talented puppeteer can make the figures walk, dance, fight, nod and laugh.

Are you ready to make a puppet theatre? Follow the link below to find out how a puppet theatre could be built.

- Reference link: <https://www.youtube.com/watch?v=-hL28SkHf1g>
- Challenge: Your task is to *build a Shadow Puppet Theatre keeping in mind story structure and characters in any one of the following ways:*
  - prepare a shadow theatre and present in a video
  - create a power point presentation
  - create a comic strip
  - develop an animated coded game

**1. The Story** - Choose a story or write a story of your own, keeping in mind the beginning, middle and the end of the story.

**2. The Puppets**- the characters in your story could be people and animals from the Stone Age as well as other characters of your choice.

**3. Narration** - Puppet performances often have a narration that will run throughout the story. Your performance must include a narration as well as dialogue between the characters.

**4. Presentation**-Use your ICT skills to record the show and present it to the class.



- **How to make a Shadow puppet Theatre**

**Reference Link** - <http://innerchildfun.com/2012/07/how-to-build-a-simple-shadow-puppet-theater-2.html>

- The little shadow puppet theatre can be made from an empty cardboard box with the bottom cut out, and replaced with two sheets of white tissue paper held in place with packing tape.
- As for the shadow puppet you can either make or cut the images or you can attach some foam stickers to the toothpicks with a bit of tape
- A bit of Styrofoam inside the box makes it easy for the puppet to be positioned well. Dim the light, turn on a flashlight and enjoy the show for hours.

**Presentation of the Shadow Puppet Theatre will be held during Home learning lessons in September.**



**Story Time: Thunder and Lightning**

(A regional folktale)

**Read the beginning of the story and plan your own ending. Present your story in any one of the following ways:**

**1. Create a Photo Mix Up** - draw characters and setting to depict the end of the story



**2. Animate the ending** - use your ICT skills to prepare an ending



**3. Show, Don't Tell** - Roleplay the ending and make a video of it



**4. Narrate the Story** - narrate the end of the story and record it as podcast/ audio



Thunder and Lightning were two very queer sheep. Since the king of that land was afraid of them, he made them live in a very deep and dark cave. They lived like the people of the Stone Age in a bare, dark, cold cave surrounded by forests.

Thunder was an old mother sheep, and Lightning was her son, a ram. The mother and son would spend time hunting for food and gathering fruits and berries.

However there was one huge problem. Whenever Lightning the ram, got angry, he would strike and burn up the trees of the forest. Then his mother used to call out to him in a very loud growl, similar to that of a Sabre-toothed Tiger. She would growl at him to stop and not to do any more damage. But lightning did not care in the least for what his mother said.

The people of the kingdom saw the damage and were very worried for themselves and their homes. They could not stand it any longer, so they complained to the king. Since they were dangerous, the king wanted to do away with them. However a poor farmer and his wife offered to give them a home in their cottage.

What do you think happened next?

#### ➤ Reading Time

Click on the link below and go on a Virtual Tour of how people used to live in caves during the Stone Age.

<https://www.timeout.com/usa/news/googles-immersive-virtual-reality-tour-enables-you-to-time-travel-to-the-stone-age-without-leaving-home-030620>

**Please Note:** Refer to the Humanities section below to read about Stone Age characters and the discovery of fire.

➤ Grammar:

• Noun Board Game:

You can design this board game on a blank sheet of paper.

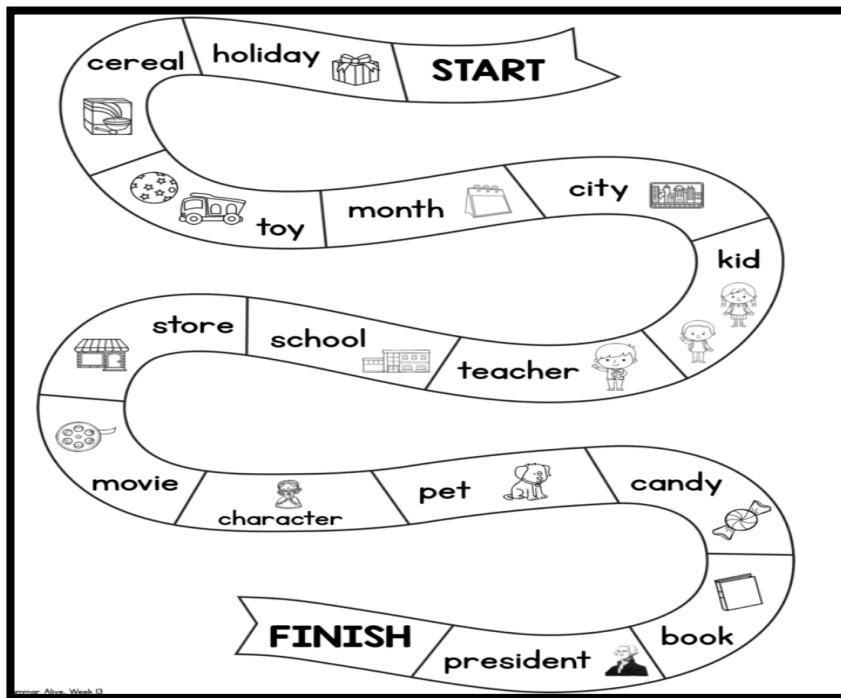
(You can play it on your own or with another player)

What you need for the game:

- 1 the game sheet (use the picture of the game as shown below)
2. a small toy car or a counter to move on the board
3. a die

**How to play the game:**

- Draw the game on a sheet of paper.
- Take turns to roll the die and look at the number.
- Move the car/counter in steps on the game board according to the number on the die.
- Read out the common noun that the car/ counter lands on aloud. Think or write down a special name (Proper Noun for the common noun).



Example: If the car reaches holiday- Proper Noun can be Eid.

- Adjectives:

**What is an Adjective?**

Adjectives are words that tell what something looks like, smells like, tastes like, feels like, or sounds like. They are **describing words**.

Look at the word sort below and circle all of the words that could describe something.

big purple playground loud fluffy  
 tree red mouse kite  
 silly hat dry fast old wagon  
 boy yummy grass car  
 grumpy balloon book hairy bed cold little  
 sandwich sharp mean glue crunchy  
 sun bike stinky rough snake hot  
 sticky tired house slimy school quiet  
 cat

Spelling list: Follow the spelling rule and build your vocabulary.

**Spelling Rule:**

Just add -er or -est to the end of the adjective, for example:

- quick, quicker, quickest
  - full, fuller, fullest
- Exceptions** (note:  
 C=consonant; V=vowel

If adj. ends in	do this	and add	Examples
C + y	change y to i	er  est	happy happier happiest
C + e	remove e		late later latest
C + V + C	double last letter		hot hotter hottest
<b>Note:</b> adjectives ending in -l are regular, except: cruel, crueller, cruellest			

**Week 1: Adding 'er' and 'est' to words which end in 'y'**

	1 <sup>st</sup> try	2 <sup>nd</sup> try	3 <sup>rd</sup> try
happy			
happier			
happiest			
chilly			
chillier			

chilliest			
crazy			
crazier			
craziest			
funny			
funnier			
funniest			
lucky			
luckier			
luckiest			
healthy			
healthier			
healthiest			

- **Links for vocabulary and grammar**

Quiz links for all basic grammar topics:

- <https://www.educationquizzes.com/ks2/english/>
- <https://www.bbc.com/bitesize/topics/zhrrd2p>
- <https://www.topmarks.co.uk/english-games/7-11-years/spelling-and-grammar>

- **Reading links**

- <https://www.freechildrenstories.com/>
- <https://www.freechildrenstories.com/age-5-8-1>
- <http://www.magickeys.com/books/>

**Submission date - September 6<sup>th</sup> to 8<sup>th</sup> 2020**


The Humanities area of learning and experience encompasses geography, history and social studies and is all about asking questions about the human condition. Humanities will help learners see how their personal story is part of a wider picture of the past and present.

The Stone Age is the name for the 2.5 million year-long period of prehistory in which primitive humans began using stone tools to survive and evolve. It ended around 5,000 years ago when humans began the process of metalworking - moving away from the stone.


The fire being the earliest source of light along with the sun was discovered during the Stone Age.

- **Reference to Stone Age characters**

1. Woolly Mammoth



2. Sabre-toothed Tiger



3. Stone-age man



4. Woolly Rhinoceros



### Shadow puppets



- Click on the link to explore the discovery of fire:

<https://www.youtube.com/watch?v=WeushnbZsXI>

- **Challenge: Choose Stone Age characters from above, place them in the path of light to cast their shadows on paper and trace the shadows.**



**Submission date - September 6<sup>th</sup> to 8<sup>th</sup> 2020**

## **Aim high Y3 Arabic for Arabs**

<p>قم بقراءة بعض القصص القصيرة ، ثم قدّم تحليلًا لها من خلال الإجابة على الأسئلة من خلال الرابط التالي:</p> <p><a href="https://padlet.com/mahmoudhuseeg_win/x3rnwo050430xrv9">https://padlet.com/mahmoudhuseeg_win/x3rnwo050430xrv9</a></p> <p>يرجع التلميذ إلى موقع ( أقرأ بالعربية ) ويقرأ قصةً واحدةً على الأقل أسبوعيًا ومن ثمّ يشاركها مع أبويه وإخوته .</p> <p><a href="https://www.ireadarabic.com/ar/#">https://www.ireadarabic.com/ar/#</a></p>	<p><b>قراءة</b></p>
<p><u>اكتب موضوعًا تعبيريًا تتخيل فيه شكل العالم وكيف سيكون بعد جائحة كورونا التي تعرض لها .</u></p> <p><u>تستطيع كتابة الموضوع وإرفاقه على هذا اللينك مع كتابة الاسم والصف أو الكتابة مباشرة على الموقع</u></p> <p><a href="https://padlet.com/mahmoudhuseeg_win/n0wonnglz6w7wuh5">https://padlet.com/mahmoudhuseeg_win/n0wonnglz6w7wuh5</a></p> <p><u>اكتب قصةً تكون بطلها مع شخصية تحبها وتفضلها .</u></p> <p><u>اكتب عدة برقيات لأصدقائك الموجودين في بلاد مختلفة .</u></p>	<p><b>كتا</b></p>
<p><u>استمع إلى القصة على اللينك التالي (<a href="https://www.youtube.com/watch?v=vZ9nMI2adpE">https://www.youtube.com/watch?v=vZ9nMI2adpE</a>)</u></p> <p><u>ثم قم بتسجيل تحليلها على الرابط التالي <a href="https://flipgrid.com/aly6601">https://flipgrid.com/aly6601</a></u></p> <p><u>قم بتسجيل فيديو تصف فيع عامك الدراسي الحالي وكيف تغلبت على الصعوبات التي واجهتك ؟.</u></p> <p><a href="https://flipgrid.com/aly2606">https://flipgrid.com/aly2606</a></p>	<p><b>استماع وتحدث</b></p>

**التسليم يوم 17 سبتمبر 2020**

## Yr3 Arabic for Non-Arabs

1 - Go to (I Read Arabic) site to read a convenient story to your level.

<https://www.ireadarabic.com/ar/>

2 - Open the link and answer the quiz.

<https://forms.office.com/Pages/ResponsePage.aspx?id=gENNZk1Nw0yUf0PCq4224bv5UEK7aBJIkLqX8lVJNXdUQkxOMVQ5R0U5WU5GME5YTEcwR1FZRTFENi4u>

3 - Open the link and play the games.

<https://wordwall.net/play/2890/617/767>

<https://wordwall.net/play/2890/617/284>

<https://wordwall.net/play/2890/617/663>

<https://wordwall.net/play/2890/830/499>

<https://wordwall.net/play/2890/830/630>

4 - Choose one or two topic and talk about it (hobbies-school-Clothes-the places - The family) using the verbs, Prepositions, colors and adjectives

Use this link or QR code to record and upload your video

<https://flipgrid.com/8b49f319>



## 5 - Listen to this video and learn new words.

<https://www.youtube.com/watch?v=CpS9hxclHfw>

<https://www.youtube.com/watch?v=T-rJz9bR9I8>

## 6 - Listen this video for the adjectives.

<https://www.youtube.com/watch?v=bEtb9eBM26s>

**Submission date - September 17<sup>th</sup> 2020**

### *Islamic for Arabs*

سجل فيديو لك وأنت تقرأ سورة البروج مراعيًا أحكام التجويد والتلاوة الصحيحة وقم بإرسالة إلى المعلم عن طريق تحميله على الرابط الآتي : <a href="https://flipgrid.com/7e806f2c">https://flipgrid.com/7e806f2c</a> الكود : 7e806f2c	المهمة الأولى قرآن كريم
سجل فيديو لك وأنت تقرأ أول 4 أحاديث من الأربعون النووية وقم بإرسال الفيديو عن طريق تحميله على الرابط الآتي : <a href="https://flipgrid.com/9ff76a5d">https://flipgrid.com/9ff76a5d</a> الكود : 9ff76a5d	المهمة الثانية حديث شريف
أجب عن الكويز من خلال الرابط الآتي : <a href="https://docs.google.com/forms/d/1a_a6BYqQ-YbZmxgePnOvoHHXHDNwrU-Xtvd_QdQCExA/edit">https://docs.google.com/forms/d/1a_a6BYqQ-YbZmxgePnOvoHHXHDNwrU-Xtvd_QdQCExA/edit</a>	المهمة الثالثة الفروع
من خلال دراستك لدرس الإيمان بالرسول عليهم السلام سجل فيديو لنفسك وأنت تلخص قصة سيدنا موسى وعيسى عليهم السلام وقم بإرساله للمعلم عن طريق تحميله على الرابط الآتي : <a href="https://flipgrid.com/43a3f62c">https://flipgrid.com/43a3f62c</a> الكود : 43a3f62c	المهمة الرابعة السيرة النبوية

# التسليم يوم 17 سبتمبر 2020

## Yr. 3 Summer Holiday H.W – Islamic for Non Arabs

- 1- Listen carefully to Surat Ul-Fatiha and make sure to memorize it well.

<https://www.youtube.com/watch?v=-PqPOBCiTiE&t=45s>

- 2- Listen carefully to Surat Ul-Ikhlās and make sure to memorize it well.

[https://www.youtube.com/watch?v=0lbo\\_9fB7XY](https://www.youtube.com/watch?v=0lbo_9fB7XY)

- 3- Listen carefully to Surat Ul-Falaq and make sure to memorize it well.

<https://www.youtube.com/watch?v=PvgZn2LfK58>

- 4- Try to understand the explanation of Surat Ul-Ikhlās in the following link:

<https://www.youtube.com/watch?v=veaDyGuzfjM>

- 5- Try to understand the explanation of Surat Ul-Falaq in the following link:

[https://www.youtube.com/watch?v=p\\_5LEhPY2Tc&t=10s](https://www.youtube.com/watch?v=p_5LEhPY2Tc&t=10s)

- 6- Answer this Quiz on Surat Ul-Ikhlās:

<https://docs.google.com/forms/d/1g6tnwgAU1IDYF2gZhZNW5Fkm8mcT1lHWVTXM20pU2gk/edit>

- 7- Answer this Quiz on Surat Al-Falaq:

<https://docs.google.com/forms/d/1s5wvtamuvh3Tny4Yi7ADAKlTczAYdjBQyBVmO-9rZlw/edit>

- 8- Record Surat Fatihah, Ul-Ikhlās and Al-Falaq here:

<https://flipgrid.com/mohammad5429>

- 9- Let's listen to the song of pillars of Islam together and memorize it.

<https://www.youtube.com/watch?v=F2hHvDFSVz8>

**Submission date - September 17<sup>th</sup> 2020**

## Salama Magazine

Dear Parents,

We are delighted to share the overview of the Overview of Salama Magazine by KHDA to put in your hand the smart application of the magazine Safety to students and their parents the encourage children to download it to their tables devices for entertainment and for what is beneficial to them, to mitigate about them and break the routine they are used to. Through which the student can interact with the contents of the magazine by reading audio stories and games and attending videos about awareness attractive and wonderful for them, it is available in all stores (Apple Store, Play Store, Huawei Store). Use the opportunity to help the children to move beyond the stage of staying at home with what is beneficial to them.





# Short Story Writing Competition Launched!

We are delighted to announce that the Short Story Writing competition is now open! Budding authors can submit their composition on the below link.

The inspiration for 2021 is “**Change the Story**”. We can’t wait to see how your students will interpret this in their stories.

You have until **Wednesday 4<sup>th</sup> November 2020** to submit your entries. To register and know more about the competition, [Click Here to Register](#)

If you have any queries regarding competition, please email Dania Droubi, Competitions Manager at [danial.droubi@emirateslitfest.com](mailto:danial.droubi@emirateslitfest.com) or [competitions@emirateslitfest.com](mailto:competitions@emirateslitfest.com)

**The Readers’ Cup and Poetry for All Competition will open in September 2020.**

**Watch out for a new competition on Hand Letter writing to be launched soon!**



Follow us @emirateslitfest for Festival updates

