
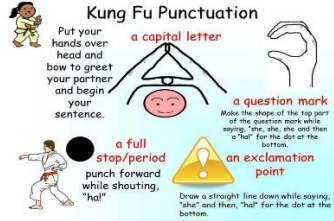




The Winchester School

Year 3 Family Learning Newsletter **December 2020**



Area of Learning	Focus	Activities	Useful Websites/Apps
English	<p><u>Topic identified based on term 1 gap:</u></p> <p>Spellings:</p> <ul style="list-style-type: none"> To add a suffix beginning with vowels. To spell words ending with -sion. To spell words ending with -tion. <p>Grammar:</p> <ul style="list-style-type: none"> <u>Verbs-The Simple Past Tense</u> To use sentences in the Past tense Irregular verbs <u>Adjectives</u> To use descriptive language <u>Punctuation Marks</u> Full stop, Question mark, comma, exclamation mark, quotation marks and Capital letter. 	<p>Talk to your child about the use of suffixes and their meanings.</p> <p>Discuss the rules for different spellings and identify the root words after the suffix is added.</p> <p>Encourage your child to find the root word and the suffix.</p> <p>Make a list of all the words you find in a text that has suffix. Your child can then try to frame sentences with each word.</p> <p>Tell your child to follow a set of actions.</p> <p>Can your child tell what an action is called in Grammar?</p> <p>Encourage your child to build a word wall of actions in the Present and the Past tense.</p> <p>Discuss verbs that are called irregular and do not follow the set rules of verb forms.</p> <p>Example: awake- awoke</p>	 <p>PPT Suffix sion - sound shun.ppt</p> <p>Spelling Games</p> <p>Punctuation quiz</p>  <p>Verbs-Past Tense</p> <p>Adjective games</p>



The Winchester School

Year 3 Family Learning Newsletter **December 2020**

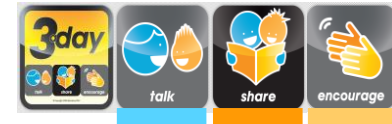


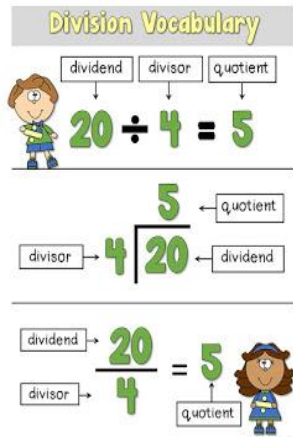

	<p>Project Based Learning Homes of animals Activity</p> <p>To design, create and present the plan of a home for a rabbit or an ant using ICT tools.</p>	<p>begin-began</p> <p>build- built</p> <p>Speak to your child about describing words</p> <p>An adjective is a word that describes a person, animal, thing or thought. An adjective includes words that describe how something looks like, feels, tastes or smells.</p> <p>Encourage your child to describe something in the room while you guess what that object is. Take turns describing objects, people or animals.</p> <p>Encourage your child to read about homes that animals live in. Example: Wild rabbits build burrows, tame rabbits live in a hutch; spiders spin webs whereas tarantulas live in burrows and ant live in ant hills. What are these intricate homes made up of?</p>	<p>Rabbits</p> <p>Rabbit homes</p> <p>Ants</p> <p>Rabbit Warren</p>
--	--	--	---



The Winchester School

Year 3 Family Learning Newsletter **December 2020**



<p>Numeracy</p>	<p><u>Topic identified based on term 1 gap:</u></p> <p>Written Formal method of Division</p> <p>To revisit the written formal method of division with focus on 3 digit and 2 digit by 1 digit</p> <p><u>Project Based Learning</u></p> <p><u>Activity 1</u></p> <p>To make division squares for your friends to solve</p>	<p>Discuss the meaning and vocabulary related to division. Have further discussion where in real life do we use division.</p> <div style="text-align: center;"> <p>Division Vocabulary</p>  </div> <div style="display: grid; grid-template-columns: 1fr 1fr; gap: 5px;"> <div style="border: 1px solid black; padding: 5px;"> <p>Division</p> <p>An operation that finds how many things are divided equally into groups.</p>  </div> <div style="border: 1px solid black; padding: 5px;"> <p>Divisor</p> <p>$20 \div 5 = 4$</p> <p>The number that does the dividing.</p> </div> <div style="border: 1px solid black; padding: 5px;"> <p>Dividend</p> <p>$20 \div 5 = 4$</p> <p>The number that will be divided.</p> </div> <div style="border: 1px solid black; padding: 5px;"> <p>Quotient</p> <p>$20 \div 5 = 4$</p> <p>The answer to a division equation.</p> </div> </div>	<p style="text-align: center;"><u>Long division</u></p> <p style="text-align: center;"><u>Division by Partitioning</u></p> <p style="text-align: center;"><u>Division Game</u></p>
------------------------	--	---	--



The Winchester School

Year 3 Family Learning Newsletter **December 2020**



Talk to your child about the various methods by which division can be done.

$$\begin{array}{r}
 0 \\
 7 \overline{)452} \\
 \underline{0} \\
 45 \\
 \underline{45} \\
 0
 \end{array}
 \qquad
 \begin{array}{r}
 06 \\
 7 \overline{)452} \\
 \underline{0} \\
 45 \\
 \underline{42} \\
 32 \\
 \underline{32} \\
 0
 \end{array}
 \qquad
 \begin{array}{r}
 064 \\
 7 \overline{)452} \\
 \underline{0} \\
 45 \\
 \underline{42} \\
 32 \\
 \underline{28} \\
 4
 \end{array}
 \quad (64 \text{ r}4)$$

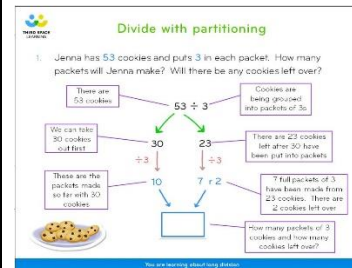
Step 1: "How many times?"

Step 2: "Multiply"

Step 3: "Subtract"

Step 4: "Drop it down"

(repeat steps for each number, left to right)





The Winchester School

Year 3 Family Learning Newsletter **December 2020**



To make division flash cards

Challenge:

Farmer Mel needs to grow 38 vegetables in total.

I think this is a good way to plant them.

1 lot of 10

4 lots of 5 2 lots of 4

Select the different ways she could grow her vegetables.

3 lots of 10 sweetcorn 6 lots of 5 onions 2 lots of 4 potatoes	9 lots of 2 onions 1 lot of 10 potatoes 2 lots of 5 sweetcorn
2 lots of 10 sweetcorn 2 lots of 5 onions 4 lots of 2 potatoes	18 lots of 2 onions 1 lot of 5 potatoes 1 lot of 10 sweetcorn

Correct

Division Squares

Each row and column is a division problem. Complete the math and write the answers in the empty spaces.

Ex:

12	+	4	=	3
6	+	2	=	3
2	+	2	=	1

8	÷	2	=	
	÷	1	=	
4	÷		=	

24	÷	3	=	
6	÷	2	=	
	÷	1	=	

2	÷		=	
4	÷	2	=	
4	÷		=	4

32	÷	8	=	
	÷	2	=	8
	÷		=	

	÷	6	=	3
9	÷		=	3
	÷		=	



The Winchester School

Year 3 Family Learning Newsletter **December 2020**



Science

Revision on Light & Shadow

To revisit the concepts of Light & Shadow:

Recap on Keeping Healthy


To recollect the terms and facts on staying healthy and having a balanced diet.

To recap on the three different types of shadows and the objects that decide their nature.

Engage your child by showing different objects that will enable them to learn the various light sources.

And to differentiate between the three types of objects and their shadow formations.

Animal Including Humans



[Light and Shadow Quiz](#)

[Light and Shadow Facts](#)

[Healthy Eating quiz](#)

[Healthy Eating Quiz 2](#)

[Personal Hygiene facts](#)



The Winchester School

Year 3 Family Learning Newsletter **December 2020**



		<p>Encourage your child to taste the food varieties kept in a plate/lunchbox as per their nutrition values.</p> <p>Motivate the child to consume these food types by involving them to study its effect on their body. A quiz on matching these names will assist the child to associate the food groups to its types and hence its importance.</p> <p>Quiz the child on the definite routine habits that they need to follow by reminding them about their body parts with their personal hygiene to it.</p> <p>Participate in an exercising activity with your child so that they understand and recollect the importance of how the body movements are either directly or indirectly connected to the mind on a day to day basis. This understanding will boost their physical energy and their mental confidence.</p>	<p>Easy and simple exercises</p>
--	--	---	--



The Winchester School

Year 3 Family Learning Newsletter **December 2020**



Humanities	<ul style="list-style-type: none">To explore why the discovery of iron was a significant change.	The Iron Age – Introduction Talk to your child about the discovery of iron and how it changed the lives of people in the Bronze Age. Share with your child pictures and information about the Iron Age and its significance. Encourage your child to research the Iron Age and what we can learn about the homes and livelihood of the people during that age.	<u>Iron Age Facts for Kids - Kiddle encyclopedia</u> <u>Iron Age</u> <u>Iron-Age Facts Iron Age For Children DK Find Out</u>
-------------------	--	---	--



The Winchester School

Year 3 Family Learning Newsletter **December 2020**



<p>UAE Social Studies</p>	<p>To explore the heritage of the UAE – traditional Emirati sports and games</p>	<p>UAE Heritage project</p> <p>Talk with your child about the traditional sports and games of your country and the ones you played as a child.</p> <p>Share with your child information and pictures of traditional Emirati sports and games.</p> <p>Encourage your child to research the traditional sports and games of the UAE. Compare and contrast them to the ones you play today.</p>	<p>Traditional Emirati sports</p> <p>Key Vocabulary:</p> <p><u>UAE Heritage Project:</u> heritage, traditional, endurance</p>
<p>Moral Education</p>	<p>Focus –</p> <ul style="list-style-type: none"> • To revisit the moral values of respect, tolerance and helpfulness. • To explore how we can inculcate the values in our real life. 	<ul style="list-style-type: none"> • Talk to your child about the importance of respect and knowing who and what should be respected. • Share your experiences with your child as it is a powerful way to help them. • Encourage your child to be responsible and helpful towards other students. 	



The Winchester School

Year 3 Family Learning Newsletter December 2020



<p>Music Year03 (Sunil) (Kiko)</p>	<ul style="list-style-type: none">• Learning how to play the recorder Started Learning "Twinkle Twinkle Little Star" • Refresher on how to play the recorder	<ul style="list-style-type: none">• Let the child practice at home, even though there will be squeaking.• Be an audience. But better also check if the child is holding the recorder properly.	<p>Videos posted in the classroom</p> <p>Music video</p> <p>Music notes</p>
<p>Arabic for Arabs</p>	<p>* كرة القدم</p> <ul style="list-style-type: none">- أن يتعرف المفردات الجديدة في النص المعلوماتي .- أن يوضح أهمية ممارسة كرة القدم- أن يقرأ النص قراءة سليمة خالية من الأخطاء- أن ينشئ جملاً اسمية بسيطة (المبتدأ - الخبر) .- أن يطرح المتعلم أسئلة عن الفكرة الرئيسة والفكر الفرعية في النص مبدئياً رأيه في المضمون.	<p>يستطيع السيد ولي الأمر أن يساعد الطالب عن طريق:</p> <p>مساعدة الطالب في تفسير معاني وكلمات نص " كرة القدم " ووضعها في جمل.</p> <p>مساعدة الطالب على استخدام الكلمات الجديدة في تعبيراته داخل المنزل.</p> <p>مساعدة الطالب في الربط بين خبراته ومعلوماته السابقة وبين ما يتعرفه من معلومات جديدة.</p> <p>حث الطالب على التحدث موظفا الجملة الاسمية والجملة الفعلية .</p> <p>مساعدة التلميذ في وصف شخصيات القصة وتحليلها .</p> <p>يمكن لولي الأمر الدخول من خلال الرابط المرفق لموقع قناة اللغة العربية والتربية الإسلامية بمدرسة ونشستر ومتابعة التسجيلات الخاصة بالدروس ومشاركتها مع التلميذ وتدوين ما تعلمه في دفتره المدرسي.</p>	<p>منصة اقرأ بالعربية</p> <p>قناة اللغة العربية والتربية الإسلامية بمدرسة ونشستر</p>



The Winchester School

Year 3 Family Learning Newsletter **December 2020**




<p>Arabic for Non-Arabs</p>	<p>THE FAMILY</p> <ul style="list-style-type: none">- To create sentences about the family.- To compare between the family members.- To describe the family using the correct adjectives.- To describe the family food and hobbies.- To create a telegram correctly.- To express opinion about the family members.	<p>In every new lesson, we provide new words with its meanings. Help your child to memorize them and use them in sentences on his/her own.</p> <ul style="list-style-type: none">- Help your child to link between the picture and the word.- Ask your child to draw things seen at home.- Talk to your child about the family. <p>Go through the links on the Arabic and Islamic YouTube channel so that you can help your child learn more at home about the topic.</p>	<p>Learn Arabic Writing</p> <p>ARABIC ACTIVITIES</p> <p>Drinks in Arabic</p> <p>PLACES IN ARABIC</p> <p>ARABIC COLOURS</p> <p>Family members in Arabic</p> <p>I Read Arabic</p> <p>Arabic and Islamic YouTube Channel</p>
<p>Islamic for Arabs</p>	<p>حافظ القرآن</p> <p>أن يستنتج فضل القرآن الكريم</p> <p>أن يدلل على فضل القرآن الكريم</p> <p>أن يبدي رأيه في بعض المواقف الحياتية</p>	<p>مساعدة التلميذ في معرفة فضل القرآن الكريم</p> <p>مساعدة التلميذ في معرفة بعض الأدلة على فضل تلاوة القرآن الكريم</p> <p>مساعدة التلميذ في معرفة كيفية تطبيق آداب تلاوة القرآن الكريم</p> <p>يمكن لولي الأمر الدخول من خلال الرابط المرفق لموقع قناة اللغة العربية والتربية الإسلامية الخاص بمدرسة ونشستر ومتابعة التسجيلات الخاصة بالدروس ومشاركتها مع التلميذ وتدوين ما تعلمه في دفتره المدرسي.</p>	<p>فضل تلاوة القرآن الكريم</p> <p>قناة اللغة العربية والتربية الإسلامية بمدرسة ونشستر</p>



The Winchester School

Year 3 Family Learning Newsletter **December 2020**




<p>Islamic for Non Arabs</p>	<p>Unit 1 : Islam Teaches me</p> <p>Chapter 5: Fasting.</p> <ol style="list-style-type: none"> 1- To clarify the concept of fasting. 2- To determine who must perform fasting. 3- To find out the wisdom in fasting during the month of Ramadan. 	<p>Memorize with your child surat Al-Alaq every day before bed the verses that we learn.</p> <p>Share with your son\daughter the right behavior during the fasting and in Ramadan Encourage your son/daughter to learn the Duaa taught in class.</p> <p>Go through the links on the Arabic and Islamic YouTube channel so that you can help your child learn more at home about the topic.</p>	<p>Fasting in Ramadan</p> <p>Surat ul- Alaq</p> <p>Teaching Children Islamic Morals</p> <p>Arabic and Islamic YouTube Channel</p>
<p>Physical Education</p>	<p><u>Physical Fitness:</u></p> <p>Physical fitness is one's ability to execute daily activities with optimal performance, endurance, and strength with the management of disease, fatigue, and stress and reduced sedentary behavior.</p>	<p><u>Talk and Encourage the children to do the following:</u></p> <ul style="list-style-type: none"> • Reach up • Rope climbing • Toe touch & Reach up • Backward Lunges • Star Jump 	<p><u>Useful sites:</u></p> <p>www.pecentral.org</p> <p>Excercise</p> <p>www.pecentral.org</p>



The Winchester School

Year 3 Family Learning Newsletter **December 2020**



	<p><u>Fun Activities:</u></p>	<p><u>Talk and Encourage the children to do the following:</u></p> <ul style="list-style-type: none">• Dance steps 	
--	-------------------------------	--	--



The Winchester School

Year 3 Family Learning Newsletter **December 2020**



--	--	--	--