

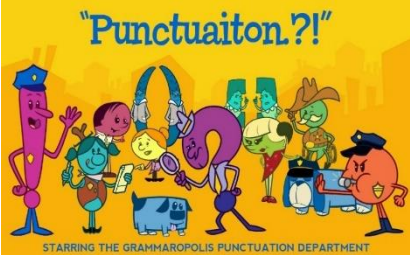




The Winchester School

Family Learning Newsletter -Year 5- February 2020

Area of learning	Focus	Home activities/How can you help your child at home	Useful website
Literacy	<p><u>Spelling:</u> To use hyphen after prefixes. To spell and use homophones correctly. To spell words with silent letters.</p>  <p><u>Punctuation:</u> <u>Add Commas and Semi colon:</u> To use commas and semi colon in sentences appropriately.</p> <p><u>Grammar:</u> <u>Getting personal</u> – To explore the use of pronoun, second person plural and third person plural in sentences.</p> 	<p><u>Talk and Encourage the children to do the following:</u> Click on the following link to understand more about the Homophones. Homophones Together practice the use of silent words in writing using the following link below: Silent letters</p> <p>Discuss the importance of using commas and its rules using the link below: Commas - Rules</p> <p>Follow the link given to know more about second person plural.</p>	<p><u>Useful sites for Grammar:</u></p> <p>Worksheets on Homophones</p> <p>Worksheets on Silent letters</p>  <p>Worksheet on pronouns</p> <p>Second person plural First-second-and-third-person</p> <p>First-second-and-third-person online worksheet</p>



The Winchester School

Family Learning Newsletter -Year 5- February 2020



Text Level:

The Butterfly Lion – Michael Morpurgo:

- To explore the idea of a significant author by collecting information on Michael Morpurgo and his style of writing.
- To explore the aspects of author's writing style by comparing themes, characterization and settings from different books by the same author.
- To analyze the importance of blurbs and how it influences the reader to choose the books.
- To plan and write an alternative opening for a familiar story using Michael Morpurgo's writing style.
- To explore and discuss characterization in "The Butterfly Lion"

Link with Moral Education:

UNIT 1: Character and Morality
Lesson 3: Practicing Sympathy and Empathy.

PRONOUNS

	Subject Pronouns	Object Pronouns	Possessive Adjectives	Possessive Pronouns	Reflexive Pronouns
1st person singular	I	Me	My	Mine	Myself
2nd person singular	You	You	Your	Yours	Yourself
3rd person singular (male)	He	Him	His	His	Himself
3rd person singular (female)	She	Her	Her	Hers	Herself
3rd person	It	It	Its	Its	Itself
1st person (plural)	We	Us	Our	Ours	Ourselves
2nd person (plural)	You	You	Your	Yours	Yourselves
3rd person (plural)	They	Them	Their	Theirs	Themselves

www.englishgrammarhere.com

Encourage your child to read books of Michael Morpurgo. Get them to understand the writing style of the author.

Read other books like "War horse", "Private Peaceful", "Running Wild"

Click on the above links and read books of Michael Morpurgo.

<http://michaelmorpurgo.com/all-books>

Discuss and share alternative openings and endings with the child. Encourage them to use their creativity and attempt the story in Michael Morpurgo's style.

Encourage your child to draw, label and/or note a few words or phrases to describe their characters and settings.

Encourage the use of the dictionary to find the meanings of unknown words.

Michael Morpurgo:



[Michael Morpurgo](#)

[Children's laureate -Michael Morpurgo](#)



The Winchester School

Family Learning Newsletter -Year 5- February 2020



Fiction: Fantasy:

- To analyse the dialogue and characterization in the model text, 'The ice fairies'.
- To begin to develop ideas for creating their own short stories involving tiny fantasy beings.
- To explore the features of fantasy stories.
- To write, edit and present their own stories, creating tiny fantasy beings that explain a natural or unexplained phenomenon.



Follow the link below to know about more about Fantasy fiction:

[What is Fantasy fiction](#)

Explore the link below to understand the fantasy genre in detail:

[Fantasy Genre](#)

Create a fantasy character and add special attributes and characteristic features to it.

Together read descriptive texts and understand how they engage and entertain readers.



Interactive reading passages online:
[READING COMPREHENSION](#)

[COMPREHENSION PASSAGES](#)



The Winchester School

Family Learning Newsletter -Year 5- February 2020



Numeracy

- To find equivalent fractions and relate fractions to their decimal representations.


$$\frac{1}{4} = 0.25$$
$$\frac{1}{2} = 0.5$$
$$\frac{3}{4} = 0.75$$

- To read and write decimal numbers as fraction.

Decimals to Fractions

$$0.2 = \frac{1}{5} \quad 0.24 = \frac{6}{25}$$
$$3.6 = 3\frac{3}{5} \quad 2.496 = 2\frac{62}{125}$$
$$0.8\overline{3} = \frac{5}{6} \quad 3.6\overline{12} = \frac{596}{165}$$

Explain to your child why equivalent fractions are important. Use hands-on activities. For example, take a pizza, cut it in half then cut one half into three equal slices. The single half and the half cut into three should appear equal. $\frac{1}{2} = \frac{3}{6}$



[Equivalent Fractions](#)

[Equivalent fraction Bingo](#)

[Convert fraction to decimals](#)

[fraction to decimal](#)



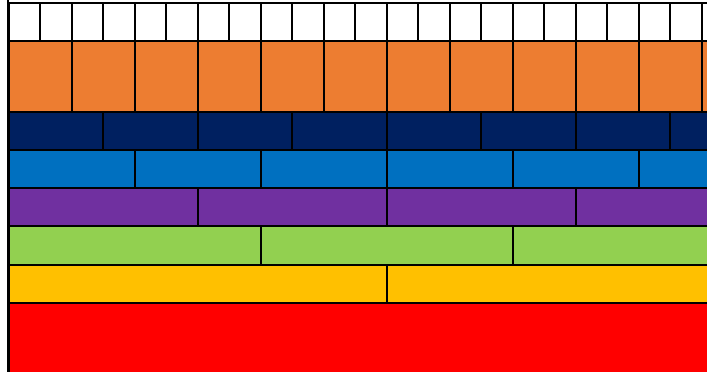
The Winchester School

Family Learning Newsletter -Year 5- February 2020



Challenge Yourself!

- Encourage** your child to answer how fractions and decimals are connected.



They both show a part of a whole. Share the fact that if one numeral follows the decimal, that decimal is said as tenths. Therefore, when writing it as a fraction, its denominator will be 10.

Challenge:

Fractions:

- Using the image above, find out how many different ways can you find of writing 12?
- From the picture, what equivalent fractions for 13 can you find?

ipad App:



<https://itunes.apple.com/us/app/itooch-math-grade-5-lite/id423778662?mt=8>

<https://itunes.apple.com/en/app/motion-math-zoom/id451793073?mt=8>

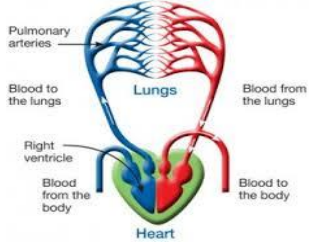
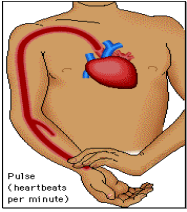
<https://itunes.apple.com/us/app/place-value-mab/id507890987?mt=8>



The Winchester School

Family Learning Newsletter -Year 5- February 2020



		<ul style="list-style-type: none"> • Again, using the image of the fraction wall, find out how else could you write 34? • What other fractions do you know that are the same as 12? • Find some other fractions which are equivalent to 34. 	
<p>Science</p>	<p>Keeping Healthy</p> <p>To recognise that the heart is made up of muscles which acts as a pump for blood to circulate blood to different parts of the body.</p> <ul style="list-style-type: none"> • Know about the functions of arteries and veins. • To recognize the role of lungs in the human circulatory system. • To describe the ways in which blood contains oxygen, nutrients and water are transported within animals, including humans. 	<p>Encourage: children to explore and find out the function of arteries and veins.</p> <p>Encourage students to do breathing exercises to improve the lung capacity.</p> <p>Share: importance of taking deep breath.</p> <p>Closing the mouth and breathing through nose</p> <p>Share: Use the link to watch the video of contents of blood and discuss about the contents of blood and importance of keeping germs away from entering our body.</p> <p>Encourage: them to count the pulse rate by touching the wrist.</p>	 <p style="text-align: center;">Heart</p>  <p style="text-align: center;">Blood</p> <p style="font-size: small;">Pulse (heartbeats per minute)</p>



The Winchester School

Family Learning Newsletter -Year 5- February 2020

	<ul style="list-style-type: none"> Recognize the link between heartbeat and pulse rate to represent data about pulse rate in a bar chart and to interpret. 	<p>Find the pulse rate before and after exercise.</p>	<p>Pulse and Pulse rate</p> <p>Lungs</p> <p>Circulatory system</p>
<p>Humanities</p> <p>Ancient Greece – a study of Greek life and achievements and their influence on the world</p>	<p>To explore what life was like in Ancient Greece</p> <p>To explore the ancient Greek city States - Athens and Sparta.</p>	<p>Encourage your child to research what life was like for girls, boys, men and women in Ancient Greece and the sources of this evidence.</p> <p>Share with your child why and how the Greeks defended their city state and the sources of this evidence.</p> <p>Talk about the different forms of government that existed in the ancient Greek city states and the sources of this evidence.</p> <p>Activity: Create a Greek vase using recyclable materials such as cardboard, newspapers, etc. Paint</p>	<p>https://www.lee.k12.nc.us/cms/lib03/NC01001912/Centricity/Domain/1464/Sparta%20vs%20Athens%20meaning.pdf</p> <p>https://d3jc3ahdjad7x7.cloudfront.net/7PTcO7wt7PcG9v9axNkF9NFHH23JBDE7n2OoinW3qcoWssqt.pdf</p>



The Winchester School

Family Learning Newsletter -Year 5- February 2020



	<p>-To explore the Olympic Games - modern and ancient and the marathon race</p>	<p>it and then decorate the vase with images depicting a Greek battle, hoplites and triremes. Once completed this vase can be placed on your study table or hung as a decorative piece.</p> <p>Talk about the Olympic Games – when and where will the next Olympic Games be held? What will you be watching together?</p> <p>Share with your child appropriate information about the ancient Olympic Games, the reasons why they took place and the main features.</p> <p>Talk about the similarities and differences between the two.</p> <p>Encourage your child to research the marathon race and its possible connections to the past.</p>	<p>https://www.ducksters.com/history/ancient_greek_olympics.php</p> <p>https://www.historyforkids.net/ancient-greek-olympics.html</p>
--	---	--	---



The Winchester School

Family Learning Newsletter -Year 5- February 2020



UAE. SST 1. Where People lived before Oil was discovered.	To explore how people in the UAE lived before oil was discovered	<p>Explore key vocabulary: pearl diving, discovery of oil, desolate, aquifer, water table, natural spring, oasis</p> <p>Encourage your child to list all the natural resources found in the UAE.</p> <p>Talk about the different natural water resources in the UAE.</p> <p>Share with your child:</p> <ul style="list-style-type: none">• What is an oasis?• Why is it important to people who live in the desert?• Explain how an oasis is formed in your own words	<p>https://water.fanack.com/uae/water-resources/</p> <p>https://theculturetrip.com/middle-east/united-arab-emirates/articles/8-things-you-should-know-about-pearl-diving-and-its-history-in-the-uae/</p> <p>https://gulfnews.com/entertainment/arts-culture/al-ain-oasis-offers-a-glimpse-into-uaes-history-1.1926328</p>



The Winchester School

Family Learning Newsletter -Year 5- February 2020



<p>2.Natural Resources of the UAE</p>	<p>To explore the precious natural resources of the UAE and the surrounding GCC and what you can do to reduce the UAE's carbon footprint.</p>	<p>Explore Key vocabulary: natural resources, sustainability, carbon footprint, subsidies, finite, fossil fuels, renewable energy sources, non-renewable energy sources.</p> <p>Share with your child:</p> <ul style="list-style-type: none">• What does GCC stand for?• What are the GCC countries known for? <p>Encourage your child to research the UAE's two most important non-renewable natural energy resources –oil and natural gas.</p> <p>Talk about what you can do to help save the natural resources.</p> <p>Together, share a list of things you and your family could do to live a more sustainable life in the UAE.</p>	<p>https://en.dubai-freezone.ae/uae-news/oil-in-dubai-history-of-discovery.html</p> <p>https://www.emirates247.com/news/emirates/uae-launches-global-call-to-action-on-sustainability-2019-01-09-1.677788</p>
---------------------------------------	---	---	---



The Winchester School

Family Learning Newsletter -Year 5- February 2020



<p>Arabic for Arabs</p>	<p>قصة مدينة الأحجار</p> <p>- أن يحدد التلميذ الفكرة الرئيسية والأفكار الداعمة أن يحول التلميذ حدثاً من أحداث القصة إلى حوارٍ -أن يحدد التلميذ السمات الداخلية لتمرار أن يحلل التلميذ عناصر القصة أن يحدد التلميذ السمات الفنية للقصة أن يحدد المتعلم علاقات التضاد والترادف بين الكلمات</p> <p>تشديد كن مسؤولاً</p> <p>أن يقارن التلميذ بين الشعر الحر والشعر العمودي - أن يفسر التلميذ المفردات في ضوء فهمه للأبيات - أن يحدد التلميذ الأفكار الرئيسية في الأبيات - أن يشرح التلميذ الأبيات شرحاً وافياً أن يحدد الصور الجمالية والبلاغية في الأبيات</p> <p>الجملة الاسمية والجملة الفعلية</p> <p>- أن يميز التلميذ بين الجملة الاسمية والفعلية . - أن يحدد التلميذ ركني الجملة الاسمية وركني الجملة الفعلية . - أن يعرب التلميذ ركني الجملة الاسمية .</p>	<p>مساعدة التلميذ في البحث عن لغويات النص بالمعجم المدرسي مساعدة التلميذ في كتابة شرح للأبيات . قراءة قصة مدينة الأحجار وتحديد الفكرة الرئيسية والأفكار الداعمة. مساعدة التلميذ في تلخيص القصة وكتابة نهاية جديدة للقصة.</p> <p>تحديد سمات تمار الداخلية والخارجية التمييز بين الحوار الداخلي والحوار الخارجي يمكن لولي الأمر الدخول من خلال الرابط المرفق لموقع قناة اللغة العربية والتربية الإسلامية الخاص بمدرسة ونشستر ومتابعة التسجيلات الخاصة بالدروس ومشاركتها مع التلميذ وتدوين ما تعلمه في دفتره المدرسي.</p>	<p>الجملة الاسمية</p> <p>الجملة الفعلية</p> <p>منصة أقرأ بالعربية</p> <p>قناة اللغة العربية والتربية الإسلامية بمدرسة ونشستر</p>
-----------------------------	---	--	--



The Winchester School

Family Learning Newsletter -Year 5- February 2020

Arabic for Non Arabs	<p>The hobbies (الهوايات)</p> <p>To classify different hobbies (reading – drawing- swimming – listening to music ...)</p> <p>To use the expressions of opinion (I prefer ... because / I do not prefer ... because / in my opinion...).</p> <p>To describe the student's favourite hobby.</p> <p>To compose an article about the most known hobbies in UAE.</p> <p>To compare between the different hobbies.</p> <p>To plan for their future hobbies.</p>	<p>Encourage your child to memorize their new vocabulary about the new topic (the hobbies) from the Arabic notebook and book (dictionary).</p> <p>Talk to your child about their favourite hobby.</p> <p>Share with your child articles about the most famous hobbies in UAE to help him in talking and writing about it.</p> <p>Ask your child about their opinion regarding some hobbies.</p> <p>Go through the links on the Arabic YouTube channel so that you can help your child learn more at home about the topic</p>	<p>Arabic grammar for beginners</p> <p>Arabic vocabulary with meaning and pronunciation</p> <p>examples about hobbies hobbies in Arabic</p> <p>hobbies: pronunciation and grammar</p> <p>I Read Arabic</p> <p>Arabic and Islamic YouTube Channel</p>
Islamic for Arab	<p>سورة النبا</p> <p>1- أن يستنتب التلميذ فضل تلاوة القرآن. 2- أن يبين التلميذ مظاهر قدرة الله تعالى في الكون. 3- أن يدلل التلميذ على قدرة الله. 4- أن يناقش التلميذ المعنى الإجمالي للسورة وتفسيرها .</p> <p>يسروا ولا تعسروا</p> <p>1- أن يبين التلميذ دور الإسلام في التيسير على الناس.</p>	<p>مساعدة التلميذ في البحث عن آيات من القرآن والسنة النبوية والسيرة المطهرة عن التيسير في الإسلام.</p> <p>مساعدة التلميذ في البحث عن مظاهر قدرة الله في الكون</p> <p>مساعدة التلميذ في مشاهدة فيديوهات عن آداب ركوب وسائل النقل</p> <p>توفير فيديوهات عن الهجرة ومشاركتها مع التلميذ.</p>	<p>سورة النبا</p> <p>الهجرة من مكة إلى المدينة</p> <p>قناة اللغة العربية والتربية الإسلامية بمدرسة ونشستر</p>



The Winchester School

Family Learning Newsletter -Year 5- February 2020


	<p>2- أن يستنبط التلميذ صور تيسير الرسول -صلى الله عليه وسلم - في التيسير على الصحابة.</p> <p>الهجرة إلى المدينة</p> <p>أن يميز التلميذ أسباب الهجرة إلى المدينة . أن يناقش التلميذ أحداث الهجرة وأهم المراحل التي خطط لها الرسول الكريم.</p> <p>أن يستنتج التلميذ الدروس المستفادة من الهجرة.</p>	<p>يمكن لولي الأمر الدخول من خلال الرابط المرفق لموقع قناة اللغة العربية والتربية الإسلامية الخاص بمدرسة ونشستر ومتابعة التسجيلات الخاصة بالدروس ومشاركتها مع التلميذ وتدوين ما تعلمه في دفتره المدرسي.</p>	
Islamic non-Arab	<p>The most beloved of deeds to Allah (S-W) (Honorable Hadith)</p> <ol style="list-style-type: none">1- To conclude the benefits of going on doing good deeds.2- To explain the reasons that help continue doing good deeds. <p>Loving Allah, glory be to Him.</p> <ol style="list-style-type: none">1- To explain the importance of loving Allah (S-W).2- To clarify the deeds by which the Muslim attains the love of Allah (S-W).3- To conclude the results of loving Allah (S-W), by believers.	<ol style="list-style-type: none">1- Share with your child the general meaning of the Hadith of the act, which is most pleasing to Allah.2- Discuss what are the most beloved of deeds to Allah.3- Talk with your child about the importance of loving Allah (S-W).4- Speak with your child about the deeds by which the Muslim attains the love of Allah (S-W).5- Talk with your child about the holy event of Al-Isra Wa Al-Mi'raj.6- Share the given link and conclude what the Prophet Mohamed saw in this journey, and the lessons learned.7- Share with your child the reasons of this journey.	<p>The most beloved deeds(Noble Hadith).</p> <p>Loving Allah (S-W)</p> <p>The Night Journey and the ascension to Heaven (Al-Isra'a wa Al-Mi'raj)</p> <p>Arabic and Islamic YouTube Channel</p>



The Winchester School

Family Learning Newsletter -Year 5- February 2020





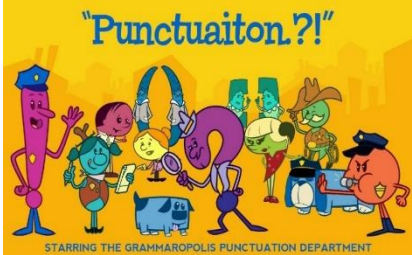
	<p>Al-Isra Wa Al-Mi'raj</p> <ol style="list-style-type: none"> 1- To explain the truth of the Night Journey and the ascension to Heaven. 2- To identify What the Prophet (P-BH) saw in the Night Journey and the ascension to Heaven. 3- To conclude the lesson derived from the Night Journey and the ascension to Heaven (Al-Isra wa Al-Mii'raj). 	<p>8- Encourage your child to color monthly prayer chart and answers in book ISLAM MY WAY OF LIVING as per the topic he studies.</p> <p>Go through the links on the Arabic and Islamic YouTube channel so that you can help your child learn more at home about the topic.</p>	
<p>French</p>	<p><u>Unit: Les animaux</u></p> <ul style="list-style-type: none"> - To identify animals in French. - -To use adjectives agreement to describe animals. - To give opinions and justifications. 	<ul style="list-style-type: none"> • Talk <ul style="list-style-type: none"> -About animals you like and dislike ,try to give justifications to your opinion. • Encourage <p>Students to keep exploring the links given</p>	<p>https://quizlet.com/_aqse3</p> <p> les animaux.mp4</p>



The Winchester School

Family Learning Newsletter -Year 5- February 2020



Area of learning	Focus	Home activities/How can you help your child at home	Useful website
Literacy	<p><u>Spelling:</u> To use hyphen after prefixes. To spell and use homophones correctly. To spell words with silent letters.</p>  <p><u>Punctuation:</u> <u>Add Commas and Semi colon:</u> To use commas and semi colon in sentences appropriately.</p> <p><u>Grammar:</u> <u>Getting personal</u> – To explore the use of pronoun, second person plural and third person plural in sentences.</p> 	<p><u>Talk and Encourage the children to do the following:</u> Click on the following link to understand more about the Homophones. Homophones Together practice the use of silent words in writing using the following link below: Silent letters</p> <p>Discuss the importance of using commas and its rules using the link below: Commas - Rules</p> <p>Follow the link given to know more about second person plural.</p>	<p><u>Useful sites for Grammar:</u></p> <p>Worksheets on Homophones</p> <p>Worksheets on Silent letters</p>  <p>Worksheet on pronouns</p> <p>Second person plural First-second-and-third-person</p> <p>First-second-and-third-person online worksheet</p>



The Winchester School

Family Learning Newsletter -Year 5- February 2020



Text Level:

The Butterfly Lion – Michael Morpurgo:

- To explore the idea of a significant author by collecting information on Michael Morpurgo and his style of writing.
- To explore the aspects of author's writing style by comparing themes, characterization and settings from different books by the same author.
- To analyze the importance of blurbs and how it influences the reader to choose the books.
- To plan and write an alternative opening for a familiar story using Michael Morpurgo's writing style.
- To explore and discuss characterization in "The Butterfly Lion"

Link with Moral Education:

UNIT 1: Character and Morality
Lesson 3: Practicing Sympathy and Empathy.

PRONOUNS

	Subject Pronouns	Object Pronouns	Possessive Adjectives	Possessive Pronouns	Reflexive Pronouns
1st person singular	I	Me	My	Mine	Myself
2nd person singular	You	You	Your	Yours	Yourself
3rd person singular (male)	He	Him	His	His	Himself
3rd person singular (female)	She	Her	Her	Hers	Herself
3rd person	It	It	Its	Its	Itself
1st person (plural)	We	Us	Our	Ours	Ourselves
2nd person (plural)	You	You	Your	Yours	Yourselves
3rd person (plural)	They	Them	Their	Theirs	Themselves

www.englishgrammarhere.com

Encourage your child to read books of Michael Morpurgo. Get them to understand the writing style of the author.

Read other books like "War horse", "Private Peaceful", "Running Wild"

Click on the above links and read books of Michael Morpurgo.

<http://michaelmorpurgo.com/all-books>

Discuss and share alternative openings and endings with the child. Encourage them to use their creativity and attempt the story in Michael Morpurgo's style.

Encourage your child to draw, label and/or note a few words or phrases to describe their characters and settings.

Encourage the use of the dictionary to find the meanings of unknown words.

Michael Morpurgo:



[Michael Morpurgo](#)

[Children's laureate -Michael Morpurgo](#)



The Winchester School

Family Learning Newsletter -Year 5- February 2020



Fiction: Fantasy:

- To analyse the dialogue and characterization in the model text, 'The ice fairies'.
- To begin to develop ideas for creating their own short stories involving tiny fantasy beings.
- To explore the features of fantasy stories.
- To write, edit and present their own stories, creating tiny fantasy beings that explain a natural or unexplained phenomenon.



Follow the link below to know about more about Fantasy fiction:

[What is Fantasy fiction](#)

Explore the link below to understand the fantasy genre in detail:

[Fantasy Genre](#)

Create a fantasy character and add special attributes and characteristic features to it.

Together read descriptive texts and understand how they engage and entertain readers.



Interactive reading passages online:

[READING COMPREHENSION](#)

[COMPREHENSION PASSAGES](#)



The Winchester School

Family Learning Newsletter -Year 5- February 2020



Numeracy

- To find equivalent fractions and relate fractions to their decimal representations.


$$\frac{1}{4} = 0.25$$
$$\frac{1}{2} = 0.5$$
$$\frac{3}{4} = 0.75$$

- To read and write decimal numbers as fraction.

Decimals to Fractions

$$0.2 = \frac{1}{5} \quad 0.24 = \frac{6}{25}$$
$$3.6 = 3\frac{3}{5} \quad 2.496 = 2\frac{62}{125}$$
$$0.8\overline{3} = \frac{5}{6} \quad 3.6\overline{12} = \frac{596}{165}$$

Explain to your child why equivalent fractions are important. Use hands-on activities. For example, take a pizza, cut it in half then cut one half into three equal slices. The single half and the half cut into three should appear equal. $\frac{1}{2} = \frac{3}{6}$



[Equivalent Fractions](#)

[Equivalent fraction Bingo](#)

[Convert fraction to decimals](#)

[fraction to decimal](#)



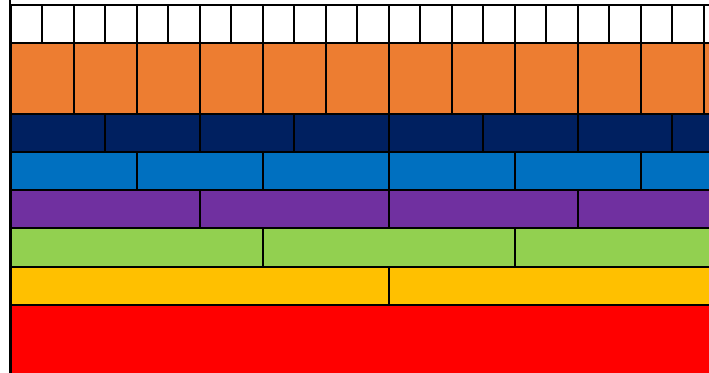
The Winchester School

Family Learning Newsletter -Year 5- February 2020



Challenge Yourself!

- Encourage** your child to answer how fractions and decimals are connected.



They both show a part of a whole. Share the fact that if one numeral follows the decimal, that decimal is said as tenths. Therefore, when writing it as a fraction, its denominator will be 10.

Challenge:

Fractions:

- Using the image above, find out how many different ways can you find of writing 12?
- From the picture, what equivalent fractions for 13 can you find?

ipad App:



<https://itunes.apple.com/us/app/itooch-math-grade-5-lite/id423778662?mt=8>

<https://itunes.apple.com/en/app/motion-math-zoom/id451793073?mt=8>

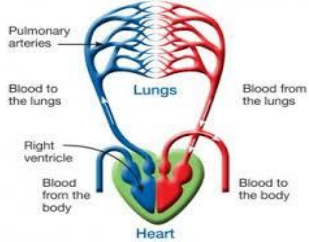
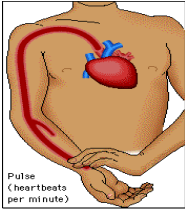
<https://itunes.apple.com/us/app/place-value-mab/id507890987?mt=8>



The Winchester School

Family Learning Newsletter -Year 5- February 2020



		<ul style="list-style-type: none"> • Again, using the image of the fraction wall, find out how else could you write 34? • What other fractions do you know that are the same as 12? • Find some other fractions which are equivalent to 34. 	
<p>Science</p>	<p>Keeping Healthy</p> <p>To recognise that the heart is made up of muscles which acts as a pump for blood to circulate blood to different parts of the body</p> <ul style="list-style-type: none"> • Know about the functions of arteries and veins. • To recognize the role of lungs in the human circulatory system • To describe the ways in which blood which contains oxygen, nutrients and water are transported within animals, including humans. 	<p>Encourage: Children to explore and find out the function of arteries and veins.</p> <p>Encourage students to do breathing exercises to improve the lung capacity.</p> <p>Share: Importance of taking deep breath.</p> <p>Closing the mouth and breathing through nose</p> <p>Share: Use the link to watch and discuss video of contents of blood and importance of keeping germs away from entering our body.</p> <p>Encourage them to count the pulse rate by touching the wrist.</p>	 <p style="text-align: center;">Heart</p>  <p style="text-align: center;">Blood</p> <p><small>Pulse (heartbeats per minute)</small></p>



The Winchester School

Family Learning Newsletter -Year 5- February 2020



	<ul style="list-style-type: none"> Recognize the link between heartbeat and pulse rate to represent data about pulse rate in a bar chart and to interpret. 	Find the pulse rate before and after exercise.	Pulse and Pulse rate Lungs Circulatory system
Humanities Ancient Greece – a study of Greek life and achievements and their influence on the world.	To explore what life was like in Ancient Greece To explore the ancient Greek city States - Athens and Sparta.	Encourage your child to research what life was like for girls, boys, men and women in Ancient Greece and the sources of this evidence. Share with your child why and how the Greeks defended their city state and the sources of this evidence.	https://www.diffen.com/difference/Athens vs Sparta https://www.ushistory.org/civ/5a.asp



The Winchester School

Family Learning Newsletter -Year 5- February 2020



	<p>-To explore the Olympic Games - modern and ancient and the marathon race.</p>	<p>Talk about the different forms of government that existed in the ancient Greek city states and the sources of this evidence.</p> <p>Activity: Create a Greek vase using recyclable materials such as cardboard, newspapers, etc. Paint it and then decorate the vase with images depicting a Greek battle, hoplites and triremes. Once completed this vase can be placed on your study table or hung as a decorative piece.</p> <p>Talk about the Olympic Games – when and where will the next Olympic Games be held? What will you be watching together?</p> <p>Share with your child appropriate information about the ancient Olympic Games, the reasons why they took place and the main features.</p> <p>Talk about the similarities and differences between the two.</p>	<p>https://www.britannica.com/place/ancient-Greece/Sparta-and-Athens</p> <p>https://www.olympic.org/ancient-olympic-games</p> <p>https://www.ancient.eu/Olympic-Games/</p> <p>https://www.bbc.co.uk/bitesize/topics/z87tn39/articles/z36j7ty</p>
--	--	---	---



The Winchester School

Family Learning Newsletter -Year 5- February 2020



		Encourage your child to research the marathon race and its possible connections to the past.	
UAE 1. Where people lived before oil was discovered.	To explore how people in the UAE lived before oil was discovered.	Explore key vocabulary: pearl diving, discovery of oil, desolate, aquifer, water table, natural spring, oasis Encourage your child to list all the natural resources found in the UAE. Talk about the different natural water resources in the UAE. Share with your child: <ul style="list-style-type: none">• What is an oasis?	https://water.fanack.com/uae/water-resources/ https://theculturetrip.com/middle-east/united-arab-emirates/articles/8-things-you-should-know-about-pearl-diving-and-its-history-in-the-uae/ https://gulfnews.com/entertainment/arts-culture/al-ain-oasis-offers-a-glimpse-into-uaes-history-1.1926328



The Winchester School

Family Learning Newsletter -Year 5- February 2020

<p>2.Natural resources of the UAE</p>	<p>To explore the precious natural resources of the UAE and the surrounding GCC and what you can do to reduce the UAE's carbon footprint.</p>	<ul style="list-style-type: none">• Why is it important to people who live in the desert?• Explain how an oasis is formed in your own words <p>Encourage your child to research pearl diving in the UAE How did this activity boost the economy of the UAE?</p> <p>Explore Key vocabulary: natural resources, sustainability, carbon footprint, subsidies, finite, fossil fuels, renewable energy sources, non-renewable energy sources.</p> <p>Share with your child:</p> <ul style="list-style-type: none">• What does GCC stand for?• What are the GCC countries known for?	<p>https://en.dubai-freezone.ae/uae-news/oil-in-dubai-history-of-discovery.html</p> <p>https://www.emirates247.com/news/emirates/uae-launches-global-</p>
---------------------------------------	---	--	---



The Winchester School

Family Learning Newsletter -Year 5- February 2020

		<p>Encourage your child to research the UAE's two most important non-renewable natural energy resources –oil and natural gas.</p> <p>Talk about what you can do to help save the natural resources.</p> <p>Together, share a list of things you and your family could do to live a more sustainable life in the UAE.</p>	<p>call-to-action-on-sustainability-2019-01-09-1.677788</p>
Arabic for Arabs	<p>قصة مدينة الأحجار</p> <p>- أن يحدد التلميذ الفكرة الرئيسية والأفكار الداعمة</p> <p>أن يحول التلميذ حدثاً من أحداث القصة إلى حوارٍ</p> <p>-أن يحدد التلميذ السمات الداخلية لتمام</p> <p>أن يحلل التلميذ عناصر القصة</p> <p>أن يحدد التلميذ السمات الفنية للقصة</p> <p>أن يحدد المتعلم علاقات التضاد والترادف بين الكلمات</p> <p>تشديد كن مسؤولاً</p>	<p>مساعدة التلميذ في البحث عن لغويات النص بالمعجم المدرسي</p> <p>مساعدة التلميذ في كتابة شرح للأبيات .</p> <p>قراءة قصة مدينة الأحجار وتحديد الفكرة الرئيسية والأفكار الداعمة.</p> <p>مساعدة التلميذ في تلخيص القصة وكتابة نهاية جديدة للقصة.</p> <p>تحديد سمات تمار الداخلية والخارجية</p> <p>التمييز بين الحوار الداخلي والحوار الخارجي</p> <p>- يمكن لولي الأمر الدخول من خلال الرابط المرفق لموقع قناة اللغة العربية والتربية الإسلامية الخاص بمدرسة ونشستر ومتابعة</p>	<p>الجملة الاسمية</p> <p>الجملة الفعلية</p> <p>منصة أقرأ بالعربية</p> <p>قناة اللغة العربية والتربية الإسلامية بمدرسة ونشستر</p>



The Winchester School

Family Learning Newsletter -Year 5- February 2020

	<p>أن يقارن التلميذ بين الشعر الحر والشعر العمودي</p> <p>- أن يفسر التلميذ المفردات في ضوء فهمه للأبيات</p> <p>- أن يحدد التلميذ الأفكار الرئيسة في الأبيات</p> <p>- أن يشرح التلميذ الأبيات شرحًا وافيًا</p> <p>أن يحدد الصور الجمالية والبلاغية في الأبيات</p> <p>الجملة الاسمية والجملة الفعلية</p> <p>- أن يميز التلميذ بين الجملة الاسمية والفعلية .</p> <p>- أن يحدد التلميذ ركني الجملة الاسمية وركني الجملة الفعلية .</p> <p>- أن يعرب التلميذ ركني الجملة الاسمية .</p>	<p>التسجيلات الخاصة بالدروس ومشاركتها مع التلميذ وتدوين ما تعلمه في دفتره المدرسي.</p>	
Arabic for Non Arabs	<p>The hobbies (الهوايات)</p> <p>To classify different hobbies (reading – drawing- swimming – listening to music ...)</p> <p>To use the expressions of opinion (I prefer ... because / I do not prefer ... because / in my opinion...).</p> <p>To describe the student's favourite hobby.</p>	<p>Encourage your child to memorize their new vocabulary about the new topic (the hobbies) from the Arabic notebook and book (dictionary).</p> <p>Talk to your child about their favorite hobby.</p> <p>Share with your child articles about the most famous hobbies in UAE to help him in talking and writing about it.</p> <p>Ask your child about their opinion regarding some hobbies.</p> <p>Go through the links on the Arabic YouTube channel so that you can help your child learn more at home about the topic</p>	<p>Arabic grammar for beginners</p> <p>Arabic vocabulary with meaning and pronunciation</p> <p>examples about hobbies hobbies in Arabic</p> <p>hobbies: pronunciation and grammar</p> <p>I Read Arabic</p> <p>Arabic and Islamic YouTube Channel</p>



The Winchester School

Family Learning Newsletter -Year 5- February 2020

	<p>To compose an article about the most known hobbies in UAE. To compare between the different hobbies. To plan for their future hobbies.</p>		
Islamic for Arab	<p>سورة النبأ</p> <p>1- أن يستنبط التلميذ فضل تلاوة القرآن. 2- أن يبين التلميذ مظاهر قدرة الله تعالى في الكون. 3- أن يدلل التلميذ على قدرة الله. 4- أن يناقش التلميذ المعنى الإجمالي للسورة وتفسيرها .</p> <p>يسرورا ولا تعسروا</p> <p>1- أن يبين التلميذ دور الإسلام في التيسير على الناس. 2- أن يستنبط التلميذ صور تيسير الرسول صلى الله عليه وسلم – في التيسير على الصحابة.</p> <p>الهجرة إلى المدينة</p> <p>أن يميز التلميذ أسباب الهجرة إلى المدينة . أن يناقش التلميذ أحداث الهجرة وأهم المراحل التي خطط لها الرسول الكريم. أن يستنتج التلميذ الدروس المستفادة من الهجرة.</p>	<p>مساعدة التلميذ في البحث عن آيات من القرآن والسنة النبوية والسيرة المطهرة عن التيسير في الإسلام. مساعدة التلميذ في البحث عن مظاهر قدرة الله في الكون مساعدة التلميذ في مشاهدة فيديوهات عن أداب ركوب وسائل النقل توفير فيديوهات عن الهجرة ومشاركتها مع التلميذ.</p> <p>يمكن لولي الأمر الدخول من خلال الرابط المرفق لموقع قناة اللغة العربية والتربية الإسلامية الخاص بمدرسة ونشستر ومتابعة التسجيلات الخاصة بالدروس ومشاركتها مع التلميذ وتدوين ما تعلمه في دفتره المدرسي.</p>	<p><u>سورة النبأ</u> <u>الهجرة من مكة إلى المدينة</u> <u>قناة اللغة العربية والتربية الإسلامية</u> <u>بمدرسة ونشستر</u></p>
Islamic non-Arab	<p>The most beloved of deeds to Allah (S-W) (Honorable Hadith)</p> <p>3- To conclude the benefits of going on doing good deeds.</p>	<ul style="list-style-type: none">• Share with your child the general meaning of the Hadith of the act, which is most pleasing to Allah.• Discuss what are the most beloved of deeds to Allah.	<p><u>The most beloved deeds(Noble Hadith).</u></p>



The Winchester School

Family Learning Newsletter -Year 5- February 2020


	<p>4- To explain the reasons that help continue doing good deeds.</p> <p>Loving Allah, glory be to Him.</p> <p>4- To explain the importance of loving Allah (S-W).</p> <p>5- To clarify the deeds by which the Muslim attains the love of Allah (S-W).</p> <p>6- To conclude the results of loving Allah (S-W), by believers.</p> <p>Al-Isra Wa Al-Mi'raj</p> <p>4- To explain the truth of the Night Journey and the ascension to Heaven.</p> <p>5- To identify What the Prophet (P-BH) saw in the Night Journey and the ascension to Heaven.</p> <p>6- To conclude the lesson derived from the Night Journey and the ascension to Heaven (Al-Isra wa Al-Mii'raj).</p>	<ul style="list-style-type: none">• Talk with your child about the importance of loving Allah (S-W).• Speak with your child about the deeds by which the Muslim attains the love of Allah (S-W).• Talk with your child about the holy event of Al-Isra Wa Al-Mi'raj.• Share the given link and conclude what the Prophet Mohamed saw in this journey, and the lessons learned.• Share with your child the reasons of this journey.• Encourage your child to color monthly prayer chart and answers in book ISLAM MY WAY OF LIVING as per the topic he studies. <p>Go through the links on the Arabic and Islamic YouTube channel so that you can help your child learn more at home about the topic.</p>	<p>Loving Allah (S-W)</p> <p>The Night Journey and the ascension to Heaven (Al-Isra'a wa Al-Mi'raj)</p> <p>Arabic and Islamic YouTube Channel</p>
--	---	---	--



The Winchester School

Family Learning Newsletter -Year 5- February 2020



French	<p><u>Unit: Les animaux</u></p> <ul style="list-style-type: none">- To identify animals in French.- To use adjectives agreement to describe animals.- To give opinions and justifications.	<ul style="list-style-type: none">• Talk -About animals you like and dislike ,try to give justifications to your opinion.• Encourage <p>Students to keep exploring the links given.</p>	<p>https://quizlet.com/_aqse3</p> <p> les animaux.mp4</p>