






The Winchester School

Family Learning Newsletter Year 1 January 2020



Area of learning	Focus	Home activities/How can you help your child at home.	Useful websites
<p>Literacy</p>	<p>Spelling To use phonic knowledge to spell ie, igh, ing and ed words.</p> <p>Punctuation</p> <ul style="list-style-type: none"> To punctuate sentences with question marks and sentences with full stops and exclamation marks.  <p>Grammar</p> <p>To use connectives and adjectives in sentences.</p> <p>and next because moreover also so then however as well as but furthermore later</p>	<p>Fold three columns on a piece of paper, and label one column 'trace', the next 'copy' and the last 'recall'. Write the word in the first column, and have your child trace the letters. Next have your child copy the word by looking at what he /she's just written. Finally, have your child fold (and hide) the first two columns and recall the spelling of the word independently.</p> <p>Agree on a mime for full stop, e.g. a stomp. Read to your child and every time a full stop happens in the sentence, stomp. Extension: draw a line in the air above the stomp to indicate the exclamation mark. Change your voice to indicate that there is a question/ statement/ exclamation. Tell the children a story, and each time they think you asked a question, they need to show the agreed mime for it/ make an inquisitive facial expression/ lift a question mark card. Do the same with exclamation marks and full stops.</p> <p>Create some connective flash cards. Share some sentences with blank spaces. Ask your child to use the appropriate card to make a meaningful sentence. e.g. I hate to eat spinach.....it is very good for my health.</p> <p>Share a picture of one of the favorite places, perhaps a vacation picture, a picture of your home, or of a relative's house. Then, give them paper and ask them to write sentences describing the place with as many adjectives as possible – instead of saying “There are four trees,” encourage them to write, “There are four tall, brown trees with thick, bushy, green leaves.” The goal is to include ten different adjectives in their description of the place.</p> <p>If your child writes ten awesome adjectives, they can put a sticker on the description. Put the descriptions, along with the pictures, on a bulletin board in the room so that students become proud of their</p>	<p>Phonics play</p>  <p>Capital letter- punctuation</p> <p>Question mark- punctuation</p> <p>Connectives</p> <p>Adjectives</p> 



The Winchester School

Family Learning Newsletter Year 1 January 2020



Text Level

Label, List and Captions (revisiting) :

To read and use captions, e.g. labels around the school, on equipment

- To write captions for their own work, e.g. for display, in class books
- To make simple lists for planning, reminders etc.

Imaginary Worlds (Stories)

To identify and discuss characters, e.g. appearance, behaviour, qualities; to discuss how they are described in the text; and to compare characters from different stories.

To become aware of character and dialogue, e.g. by role play.

To retell stories and to plan and write their own animal story using story tables and story boards.

To notice the difference between spoken and written forms through re-telling

hard work and often see the photos of their favorite places.

This is an interesting topic and children will learn more when taught in a fun way.

While you are on a drive to the market or any outing with your child, **talk** about different labels/ captions that you come across on the roads.

Share some ideas to reinforce the concept with your child by taking him/her to a picnic to the zoo etc.

Encourage your child to do the activities mentioned below.

On an outing (to the park, shopping mall) encourage your child to look around and make a list of things he/ she sees.

- ☐ Cut out some pictures from a magazine and ask your child to give a suitable caption for it.

- ☐ Children learn more when taught in fun way.

A rich language environment is the foundation of good learning. Games and activities that build vocabulary increase the range of words your child will know to write with depth.

ENCOURAGE your child to talk about what he/she is going to write. Prepare some flash cards of words related to the topic.

Motivate your child to read the words and use them in the writing piece.

Children learn a lot through role play. Character masks and other Props based on the story would help the child in retelling the story.


Story cards (these are picture cards of a story – illustrating the key events) also are a good resource and can be used for retelling.

[game on Labels](#)

Classroom Equipment List

	pencil	
	colouring pencils	
	paint	
	globe	
	books	
	crayons	

[Make your own story](#)





The Winchester School

Family Learning Newsletter Year 1 January 2020



known stories and compare oral versions with the written text.

To compare and contrast preferences and common themes in stories.

TALK to your child about the story and discuss about characters and setting. Make it a fun activity that your child would enjoy.
SHARE your ideas and thoughts and encourage your child to give his/her own ideas.
Encourage your child to retell the story and enact the story along with your child for better understanding.
 Children love role play and they learn faster when they enact. This can be done at home too. Parents can enact the story too which would not only motivate the child but also build up their confidence.

Beginning, Middle, and End

B	Who are the characters? What is the setting?
M	What is the problem? What happens to the characters?
E	How are the characters different than they were at the beginning of the story? What is the solution?

Numeracy

To find the total cost and the change left.

Toy Shop Price List

Encourage your child to play a supermarket game. Tag a few items at home and ask your child to find the total of 2 items (keep the prices less than 10 Dirhams) When the child finds the total, ask how much change would you get if you paid with 20 dirham note? Is there a number fact that can help you solve this problem? (Recap number bonds of 10 using pegs or spoon)

Ask your child to buy 2 or more items from the shop and find the total cost by using addition. E.g.: I buy a ball for 9 dirhams and a doll for 7 dirhams. The total cost of the toys will be $9 + 7 = 16$ dirhams.

Encourage your child to work out the amount of change you would get from AED 20 you will pay the cashier? E.g. $20 - 16 = 4$ dirhams. Challenge them by taking them to the nearby supermarket for a real life experience. Encourage them to compare the prices of 2 items and find out which is more expensive and by how much? E.g.: The apple cost 12 dirhams and the oranges cost 8 dirhams. So the difference between the cost of the apple and oranges is $12 - 8 = 4$ dirhams

Share and show the 1-100 grid to support counting on and back in 10s. Find 43 on the grid. What is 10 more/less than 43? Demonstrate that we can count on in 10 by moving one space down the grid and to find 10 more. To find less they need to move

Finding total cost

Working with coins





The Winchester School

Family Learning Newsletter Year 1 January 2020



To find 10 more / less than any given number.



To identify quarter of a shape and a set of objects or numbers.

Whole, Half, Quarter



To solve problems involving counting, addition, and subtraction.

back 10 by moving one space UP the grid. Write addition: $43 + 10 = 53$ and subtraction: $43 - 10 = 33$. Now find 10 more/ less than 63.

Encourage them to use recycled paper and cut out different shapes, fold the shape into half. Remind them to make sure they have completely overlapped.

Ask your child to place the objects to be shared in the circles to find the fair way to share the items each time. Remind them to only place one item in each circle at a time. Now use four circles to find the quarter of objects and numbers.

Encourage and discuss with your child while travelling or cooking. Share simple examples of addition and subtraction number stories. Focus on the use of different vocabulary of addition and subtraction.

E.g.: You see 12 red cars and 4 black cars. How many cars altogether?

I gave you 25 cookies, you ate 2. How many remaining?

Challenge:

Two monkeys ate a total of 20 nuts.
Each of them ate the same number of nuts.
How many nuts did each of the monkeys eat?

[10 more/ less](#)

[Half and quarters](#)

[Word problems](#)

[Money Problems](#)



[Ipad apps: app for word problems](#)



The Winchester School

Family Learning Newsletter Year 1 January 2020



Science

Animals, Including Humans

Experimental and Investigative work focuses on:










Observing and describing animals, their features, and discussing their diet.


Animal Classification

- To identify and name a variety of common animals including fish, amphibians, reptiles, birds and mammals.
- To identify and sort a variety of common animals including fish, amphibians, reptiles, birds and mammals.

Animal Diet

Directions: Fill in this graphic organizer with examples. Name: _____

HERBIVORE, CARNIVORE, OR OMNIVORE		
Herbivore A plant or animal that eats plants ONLY.	Carnivore A plant or animal that eats animals ONLY.	Omnivore A plant or animal that eats both plants and animals.
  	  	  



EXPLORE, RESEARCH and **SHARE** information on animal classification.

Show the pictures of different animals and **ENCOURAGE** your child to sort the animals according to their characteristics and groups.

Eg: **mammal** – lion, bear, bat


Bird – crow, pigeon,

Also lay eggs – birds, fish, and reptiles.

Warm blooded – mammals, birds.

SHARE information on herbivore, carnivore and omnivore animals. **TALK** about their eating habits.

Animal classification



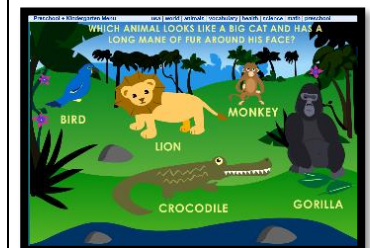
Animal characteristics animals

switch zoo



switch zoo

Animal Jungle Game






The Winchester School

Family Learning Newsletter Year 1 January 2020



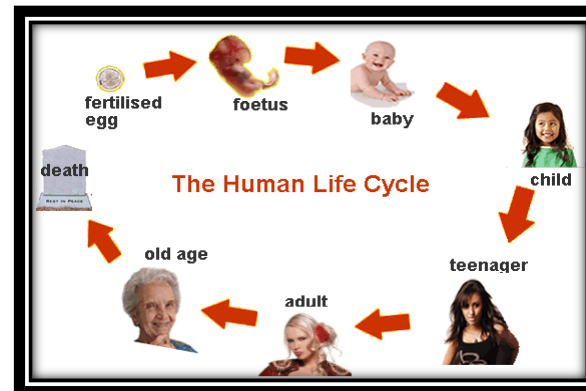
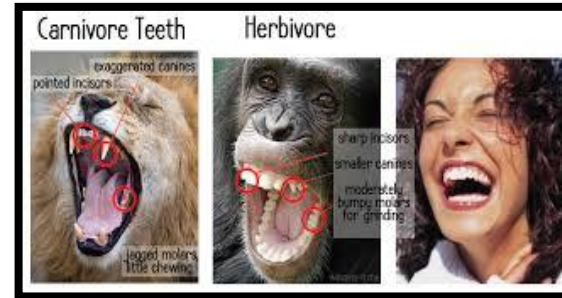
- To identify and name a variety of common animals that are herbivores, carnivores and omnivores.



Animals their movements and life cycle:

- Children will understand that animals as well as humans move.
- They will also recognize changes that take place as animals get older.

RESEARCH with your child information on the type of teeth they have. **SHARE** information on how all have different kind of teeth and their uses.

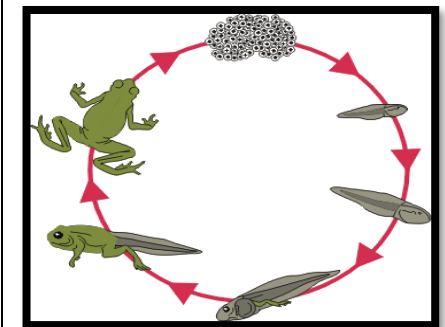



Also **ENCOURAGE** your child to sort variety of common animals according to their eating habits. **EXPLORE, RESEARCH** and **SHARE** information on life cycle of animals and humans. Also **explore** the different movement animals and humans have. **ENCOURAGE** your child to sort animals using different criteria. Eg; no of legs, movement, features etc...

carnivore-herbivore-omnivore

IPAD Apps and Games (free Apps download)

Feed the animal
A feed the cool safari animal kids game.



IPAD Apps and Games (free Apps download)


Animals Life cycle
Animal and young



The Winchester School

Family Learning Newsletter Year 1 January 2020



	<ul style="list-style-type: none"> Children use their observations to point out differences between humans and other animals. <p>Experimental and Investigative work focuses on: Observing and describing living things, and communicating what happened in their work.</p>	<p>Role play - Act out a stage of human or animal life cycle and ENCOURAGE your child to identify the stage.</p> <p>SHARE flash cards of different animals and ENCOURAGE your child to match it with the baby animal. TALK to your child about the different features of the animals and their young ones.</p>	<p>Animals Life cycle – mammals and their young</p>
<p>UAE Social Studies</p>	<ul style="list-style-type: none"> To recognize the importance of having rules and regulations. Discuss the reasons for having rules. Identify sources and purpose of authority in various settings (e.g. king, principal, teacher, parent) 	<p>Talk to your child about the importance of rules and why we need to follow rules all the time.</p> <p>Share that rules are important so that wherever we are, we are in a safe, fair and fun environment. Explain the consequences of good behaviour (rewards) and inappropriate behaviour as well.</p> <p>Encourage your child to create a poster stating the rules that we need to follow in school or elsewhere.</p>	<p>https://www.youtube.com/watch?v=RyLzsQKFpB0</p>




The Winchester School

Family Learning Newsletter Year 1 January 2020



- To list rights and responsibilities of the individual in relation to other members of a social group.



Talk to your child about their role at home. Discuss how they bring happiness to a home and encourage them to find out about their role and responsibilities.

Share with your child that they play an important role by helping their parents and how they can ensure they have fun and learn something at the same time.

Encourage your child to find out how children can help their parents at home and what their responsibilities are in the school.

<https://www.youtube.com/watch?v=qhGVC5-q6Yo>

Arabic for Arabs

عنبر يطير إلى القلعة البعيدة **ظريفة وأخوها** **محفوظ**

- أن يميز التلميذ الجملة الاسمية والفعلية.
- أن يميز التلميذ صوت الحرف مع الحركات القصيرة والطويلة.
- أن يكتب التلميذ الحرف بصورة صحيحة.
- أن يقرأ التلميذ كلمات تتضمن الحرف .
- أن يربط التلميذ بين الكلمات التي تم تعلمها لتكوين جمل جديدة.
- أن يصف التلميذ صوراً مختلفة بشكل صحيح.

- مساعدة الابن من خلال جمع صور من المجتمع المحيط به ومساعدته في وصفها مستخدماً الجملة الاسمية والفعلية.
- تصميم معجم للمفردات الجديدة مع صورها للاستعانة بها في حديثه.
- مساعدته في مشاهدة فيديوهات عن الجملة الاسمية والفعلية وأدوات الاستفهام.

يمكن لولي الأمر الدخول من خلال الرابط المرفق لموقع قناة اللغة العربية والتربية الإسلامية الخاص بمدرسة ونشستر ومتابعة التسجيلات الخاصة بالدروس ومشاركتها مع التلميذ وتدوين ما تعلمه في دفتره المدرسي.

حروفى العربية

أسطوانات تعليمية للأطفال

تعلم الكتابة باللغة العربية

الجملة الاسمية

الجملة الفعلية

منصة اقرأ بالعربية

قناة اللغة العربية والتربية الإسلامية بمدرسة ونشستر



The Winchester School

Family Learning Newsletter Year 1 January 2020



<p>Arabic for Non Arabs</p>	<p>- The shape of the letter at the beginning ,the middle and at the end of the word, 3 words for different shape of letters (ب - ت - ث - ج - ح - خ)</p> <p>Beginning Middle End</p> <p>ب ب ب</p> <p>ج ج ج</p> <p>- Joining the letters to make words ب + ط = بط ج + ب + ل = جبل</p> <p>To use the new words in sentences. To use the verbs and adjectives with masculine and feminine.</p>	<p>- Encourage your child to practice writing the words he learnt at school and to draw them. He/She should practice writing his/her own name in Arabic.</p> <p>- Encourage your child to practice making sentences using the verbs.</p> <p>- He/She should practice using the colours in sentences. Go through the links on the Arabic and Islamic YouTube channel so that you can help your child learn more at home about the topic.</p>	<p>Learn Arabic and Islamic Arabic Activities Learn Arabic For Kids Arabic alphabets Learn New Arabic Vocabulary Learn Arabic Writing Learn Arabic numbers How to say the letters in Arabic The song of Arabic letters I Read Arabic Arabic and Islamic YouTube Channel</p>
<p>Islamic for Non Arabs</p>	<p>- Chapter 6 : Wudu - chapter3: Islamic etiquette of cleanliness.</p> <p>Learning Objectives:</p> <ol style="list-style-type: none"> 1- To define what Wudu' is. 2- To demonstrate the steps of Wudu' from Niyyah to Shahadah. 3- To infer the importance of cleanliness in our lives. 4- To be inspired to keep ourselves clean and on a state of Taharah and avoid Najasah all the time. 	<ol style="list-style-type: none"> 1- Please talk with him\her about the importance of cleanliness in Islam. 2- Please practice the Wudu step by step every day. 3- Please encourage your child to learn the Duaa taught in class. 4- Prompt your child to know the rules and the importance of cleanliness in the life. 5- Encourage your child to colour monthly prayer chart and answers in book ISLAM MY WAY OF LIVING as per the topic he studies. <p>Go through the links on the Arabic and Islamic YouTube channel so that you can help your child learn more at home about the topic</p>	<p>Islamic work sheets Cleanliness for kids Learn Wudhu Ablution Arabic and Islamic YouTube Channel</p>



The Winchester School

Family Learning Newsletter Year 1 January 2020



<p>Islamic for Arabs</p>	<p>الله الخالق العظيم أن يوضح الطالب عظمة الله في الخلق أن يدلل الطالب على مظاهر قدرة الله تعالى أن يوضح كيفية شكر الله على نعمه</p> <p>سورة الناس أن يتلو الطالب سورة الناس تلاوة صحيحة. أن يفسر الطالب مفردات السورة الكريمة. أن يستنتج وسائل التحصين من شياطين الجن والإنس.</p> <p>صلاتي نور حياتي أن يعدد الطالب أسماء الصلوات المفروضة. أن يبين الطالب أهمية الصلاة. أن يبين الطالب عدد ركعات الصلوات المفروضة.</p>	<p>يساعد ولي الأمر في التدبر في خلق السموات والأرض. حث الطالب على شكر الله تعالى على نعمه.</p> <p>يساعد ولي الأمر الطالب في حفظ السورة وحثه على تلاوتها في صلواته اليومية.</p> <p>حث الطالب على الصلاة .</p> <p>يمكن لولي الأمر الدخول من خلال الرابط المرفق لموقع قناة اللغة العربية والتربية الإسلامية الخاص بمدرسة ونشستر ومتابعة التسجيلات الخاصة بالدروس ومشاركتها مع التلميذ وتدوين ما تعلمه في دفتره المدرسي.</p>	<p><u>الله الخالق</u></p> <p><u>سورة الناس المصحف المعلم</u></p> <p><u>تعليم الصلاة</u></p> <p><u>قناة اللغة العربية والتربية الإسلامية بمدرسة ونشستر</u></p>
------------------------------	---	--	---