



# The Winchester School

## Family Learning Newsletter -Year 6- March 2020



Area of Learning	Focus	Home activities/How can you help your child at home	Useful website
Literacy	<p><b>Spelling</b></p> <p>To use the suffix –ant, -ance, -ancy, -ent/-ency.</p> <p>To spell words with a silent letter.</p> <p><b>Punctuation</b></p> <p>To analyze and apply the use of hyphens.</p>	<p><b>Share</b> the copy of passage and ask your child to underline the words they find that end with the suffixes –ency or -ancy. After completing the word hunt, discuss the answers. Then ask the child to reread the passage, this time finding words that end with the suffixes -ent, -ant, -ence, and -ance.</p> <p><b>Dictate</b> a set of words with silent letters for instance ‘bright’ and ‘aesthetics’. Now let the child identify what letters are silent in each word. For the first word bright, gh are the silent letters; they write gh on their paper.</p> <p><b>Share</b> with your child that hyphen are used in words and clause like compound words, compound numbers, to show a sudden break or change in thought to include important information that is not a part of the main clause.</p> <p><b>Talk</b> about the ways through which you can organise your writing by dividing the text into meaningful paragraphs to</p>	<p><a href="#">Silent words</a></p> <p><a href="#">Silent letter words</a></p> <p><a href="#">Silent words quiz</a></p> <p><a href="#">Suffixes and prefixes</a></p> <p><a href="#">punctuation</a></p> <p><a href="#">punctuation practice</a></p>



# The Winchester School

## Family Learning Newsletter -Year 6- March 2020



	<p><b>Grammar</b></p> <p>To analyse how paragraphs are structured in fiction.</p> <p>To investigate the use of passive voice.</p> <p>To use expanded noun phrases for description and specification.</p> <p><b>Text Level</b></p> <p><b>Journalistic Media</b></p> <p>To organise non-fictional paragraphs to create a balanced newspaper article.</p> <p>To select appropriate forms and present information according to audience and purpose.</p> <p>To create a tabloid newspaper article.</p>	<p>convey the different sets of ideas clearly. Eg:- repetition of the main idea, connecting adverbials.</p> <p><b>Talk</b> to your child that we say a verb is in the <b>passive voice</b> when the subject of the sentence is acted on by the verb. The places of subject and object in sentence are inter-changed in passive voice. Eg:- A song <b>is</b> sung by him.</p> <p><b>Share</b> with your child that the subjunctive form of verbs refer to what someone imagines, wishes or hopes to happen. It is usually used in formal writing. Eg:- I ask that you be vigilant about security.</p> <p><b>Talk</b> to your child and discuss the different types of articles presented in a Tabloid. Now explore a tabloid and analyse the language and its structural layout. Elicit from the child the style of language employed by the writer to grab the audience. Talk about the organizational features.</p> <p><b>Encourage</b> the child to talk about a relevant matter that he/she would like to reflect on and want to be conveyed to a mass audience. Discuss and jot down details that need to be included in the article. Eventually help the child to compose balanced news article with appropriate language.</p>	<p><a href="#">passive voice</a></p> <p><a href="#">passive voice board game</a></p>      <p><a href="#">News paper</a></p> <p><a href="#">Interactive writing game</a></p> <p><a href="#">Newspaper story format</a></p> <p><a href="#">Newspaper writing</a></p>
--	--	--	--



# The Winchester School

## Family Learning Newsletter -Year 6- March 2020



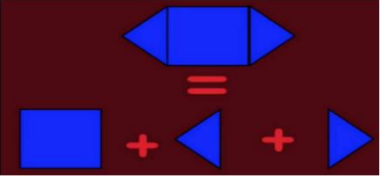
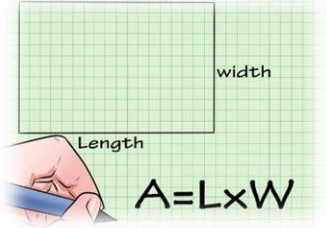
	<p>To plan and compose a balanced newspaper article.</p> <p><b><u>Moral Education Link</u></b> Unit- Character and Morality</p> <p>Topic- People coming to and settling in the UAE.</p> <p>- Charity, sympathy and generosity.</p> <p><b>Contrasting Perspectives</b></p> <p>To analyse the features of the poem.</p> <p>To read poetry that uses other forms of imagery, such as similes, personification, alliteration and enriching metaphors.</p> <p>To develop ideas in order to create a descriptive poem using powerful imagery.</p> <p>To analyse the perspectives portrayed in the poem.</p>	<p><b>Talk</b> to your child about what it might mean to be a good person (while being aware that there are different ways of defining a 'good person')</p> <p><b>Encourage</b> your child to discuss some answers to the questions to develop the understanding of the novel.</p> <p><b>Talk</b> to your child about the blurb, ask them to predict what the story would be like.</p> <p><b>Encourage</b> your child to read and respond to a range of poetry and begin to explore the figurative devices used.</p> <p><b>Share</b> some poetries with your child - that use other forms of imagery, such as similes and enriching metaphors.</p> <p><b>Talk</b> to your child on the views and perspectives shared in different ways by the poets on the similar topics. Emphasis the importance of the poem as a media to express the author's voice or point of view.</p> <p><b>Encourage</b> your child to gather evidence from the poems to identify the ways through which poets have described and presented the scenarios or settings using the senses effectively.</p>	<p><b>Newspaper quiz</b></p> <div data-bbox="1575 316 1963 755"> <p><i>Press Release: Sections: Example</i></p> <p><b>Headline</b> → <b>Niche Market Products used by Savvy Internet Marketing Gurus in Michigan</b></p> <p><b>Summary</b> → <b>Local internet marketing company with the beans by giving up one of their biggest secrets to online marketing success</b></p> <p><b>FOR IMMEDIATE RELEASE</b></p> <p><b>Body:</b>      -DateLine      -Lead Paragraph      -Main Body</p> <p><b>what products are used by many savvy internet marketers and about marketers who are making money on the internet while they sleep. Niche market products help you determine how effective your key search phrases will be and how much competition is using similar phrases with their marketing.</b></p> <p><b>Stack Photos for Branding</b> Creating Ad's Download HD Images Over 10M HD Images Available Now!</p> <p><b>online business suite</b> Personalize Marketing Campaigns and Optimize your Ad Spend.</p> <p><b>By Google</b></p> </div> <p><b>Descriptive poems</b></p> <div data-bbox="1669 1023 1879 1274"> </div> <p><b>Figurative language</b></p>
--	--	---	---



# The Winchester School

## Family Learning Newsletter -Year 6- March 2020



	<p>To justify the perspective of the poet with evidence.</p> <p><b><u>Moral Education Link</u></b> - Recognising others Points of View</p>	<p><b>Encourage</b> your child to read the poems on Winter from the Anthology book. <b>Share</b> your views about the poems and discuss how your child has perceived it then discuss and analyse the poet's perspectives on these poems. Justify your opinions with supporting verses from the poems.</p> <p><b>Talk</b> to your child about thinking from their parent, sibling or a classmate's point of view.</p> <p><b>Share</b> an example of when you changed your opinion about someone after examining their point of view.</p>	<p><a href="#">Concrete poetry</a></p> <p><a href="#">Writing poems</a></p> <p><a href="#">Poetry</a></p>
<p><b>Numeracy</b></p>	<p>To calculate area of compound shapes.</p> 	<p>MY DREAM HOUSE ACTIVITY</p>	<p><b><u>Area</u></b></p> <p><a href="#">Activities for Perimeter and area</a></p>  <p><a href="#">Area and Perimeter</a></p>




# The Winchester School

## Family Learning Newsletter - Year 6 - March 2020



To build 3 D shapes from 2 D drawings.



Encourage your child to design their dream house using rectangular shapes and find the total area of their dream house.

Outline your dream house by drawing the outside walls. Your dream house should be a compound figure with all right angles.

Partition your dream house into rooms. Each room must be a rectangle.


Label and color each room.

Find and record the area of each room.

Add the area of all of your rooms to find the total area of your dream house.

Room Name	Length	Width	Area
Living Room	10	5	50
Kitchen	5	5	25
Bedroom	5	5	25
Bathroom	5	5	25
Hallway	5	5	25
Front Porch	5	5	25
Back Porch	5	5	25
<b>Total</b>			<b>200</b>

[3d-shapes and nets matching cards](#)





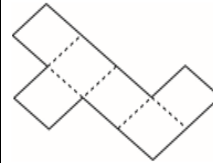
To compare and classify quadrilaterals based on their properties and sizes.



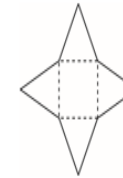
Encourage your child to do this activity.

Your child is learning to recognise, describe and build simple 3-D shapes, including making nets. A net is a 2-D pattern of faces that you can cut and fold to make a model of a solid shape. Small tabs are often added in order to glue the shapes together.

cuboid  
pyramid



square-based  
pyramid



### ACTIVITY

#### What to do

- Set the timer to 5 minutes.
- Each person draws as many different nets for a cube as possible.
- When the time is up, swap papers and check each other's nets.
- The winner is the person with the greater number of correct nets.
- If you cannot be certain of a particular net, cut it out and try it! There are 11 different nets in total.

#### You will need:

- 2 small square shapes to use to draw around, e.g. block of square sticky notes
- pencil and paper
- timer (or phone with timer)

#### Variation

- Draw two different nets for a cube. Put dice dots on the faces so that opposite sides add up to seven as on a real dice. Cut and fold the nets to check they are correct.

[2D representation of 3D shapes](#)

### Quadrilaterals

[quadrilaterals](#)

[Polygon quadrilaterals](#)

[classification of quadrilaterals](#)



# The Winchester School

## Family Learning Newsletter -Year 6- March 2020



### CHALLENGE

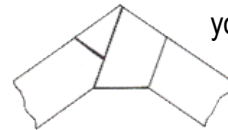
Encourage your child to sort the shapes of different things in your home or garden e.g shape of tiles, cushion, shape of table top etc into different quadrilaterals and also list the properties of the same.



### THINKING TIME

How small can you make by folding an A4 size paper?

How many different sorts of triangle can you produce by folding the paper?



Can you produce four identical triangles?

What is the quickest way to produce a square?  
Can you make other quadrilaterals by folding?



### Ipod Apps

[itunes.app area](#)

[itunes.app 3D net](#)

[itunes.app geometry](#)



# The Winchester School

## Family Learning Newsletter -Year 6- March 2020



How many DIFFERENT quadrilaterals can be made by joining the dots on the circle? (There are eight evenly-spaced dots.)

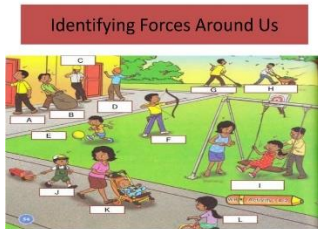


Can you work out the angles of all your quadrilaterals?

### Science

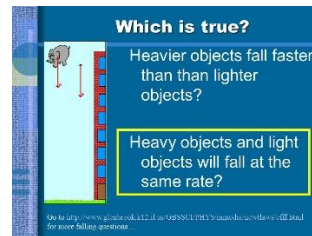
### Forces in Action

To apply and evaluate that the objects are pulled towards each other; this gravitational attraction causes objects to have weight



### Talk and discuss:

How do the size and shape of an object affect how fast it travels when dropped in the air?



Ask what they know about gravity, air resistance and upthrust?

How does a big ship float? And what about an iron ball?

An object suspended from an elastic band, an object suspended from a spring, an object resting on a strong spring, a paper clip hanging from a magnet. **TALK** to them about it.

[Forces](#)

[Friction](#)

[Physics of Sky Diving](#)

[Different types of forces](#)

[How Maglev train Works](#)

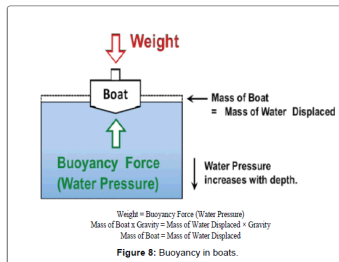




To analyse that weight is a force and is measured in Newton's.



To investigate and observe that when an object is submerged in water, the water provides an upward force (upthrust) on it



To investigate and observe the air resistance and how it slows the moving objects down and when an object falls, air resistance acts in the opposite direction to the weight.

Together, explore and find about magnetic forces, how a fridge magnet sticks?

### Encourage

Them to think about similar examples that they notice in their day to day life experiences.

Present them with a variety of explanations for air resistance e.g. the crumpled paper fell faster than the folded sheet the flat sheet was slowest

Real parachutes are big so the person comes down slowly.

To find out more magnetic forces they can find in and outside the house.

**Share** with your child the different types of forces and their applications at home.

[Electric and magnetic forces in our daily lives](#)



# The Winchester School

## Family Learning Newsletter -Year 6- March 2020



### Humanities

- To explore how the Maya number system works.

0	1	2	3	4
5	6	7	8	9
10	11	12	13	14
15	16	17	18	19

- To create a list of foods that the ancient Maya would have eaten.
- To explore why corn and chocolate were significant and precious to the ancient Maya.

- Talk** about the number system of the Maya and some real life examples.
- Encourage** your child to make 3D models of Mayan artefacts by recycling and reusing old material.
- Share** how the Mayan food and recipes are still popular in the modern world. What is the evidence available for this? How is it different from what we eat today?



[Mayan Mathematics](#)

[Maya Numerals](#)

[Maya Base 20- NUMERALS](#)

[Maya Script](#)

[Maya Writing System](#)

[Mayan Hieroglyphic Writing](#)



# The Winchester School

## Family Learning Newsletter -Year 6- March 2020



			<a href="#">What did Mayas Ate?</a>  <a href="#">Top 10 Maya Foods</a>
<b>UAE SST</b>	<p>To explore elements of the Sumer Civilization and agriculture.</p> <p>To explore facts about the Indus Valley.</p> <p><b>Key vocabulary:</b></p> <p><b>agriculture, domestication, plough, adapt, Euphrates, Tigris, Fertile Crescent, arid, mountain range, monsoon, glacier, river mouth, Himalayas, plains, valleys.</b></p>	<p><b>Share</b> with your child how the Sumerians first started using plants and animals in agriculture and farming. Discuss the domestication of animals and its benefits.</p> <p><b>Encourage</b> your child to draw the Euphrates and Tigris rivers and the Fertile Crescent on a map.</p> <p><b>Talk</b> to your child about the Indus Valley and why the Indus River was important for the success of the Indus Civilization.</p>	<a href="#">Ancient Sumer</a> <a href="#">Sumer Civilization</a> <a href="#">Middle East Sumer</a> <a href="#">Indus Civilization</a> <a href="#">Indus Valley</a> <a href="#">Indus River</a>
Arabic for Arabs	<p>* أوراق تضحك :</p> <p>أن يوضح التلميذ المعنى الإجمالي للنص . أن يحدد التلميذ الفكرة الرئيسية والأفكار الداعمة .</p> <p>* خير الكلام :</p> <p>أن يحدد التلميذ الأفكار الرئيسية بالأبيات . أن يشرح التلميذ الأبيات شرحاً وافياً أن يستخرج التلميذ بلاغيات النص أن يصنف التلميذ الجناس إلى أنواعه ، ويحدد أركان التشبيه .</p> <p>* صديقنا البحري :</p> <p>أن يقرأ التلميذ النص قراءة سليمة</p>	<p>مساعدة التلميذ في أفكار لكتابة موضوعات (أنا مبدع)</p> <p>يساعده في البحث عن الآيات والاحاديث عن صفات الصحابة .</p> <p>- مساعدة التلميذ في البحث عن دور الإمارات في الرفق بالحيوان.</p> <p>- مساعدة التلميذ في تحديد الأفكار الرئيسية والفرعية بالنص .</p> <p>- مساعدة التلميذ في تحديد عناصر القصة .</p> <p>مساعدة التلميذ في البحث عن فيديوهات المسجد النبوي .</p> <p>- مساعدة التلميذ في كتابة فقرة موظفاً المفعول المطلق.</p> <p>يمكن لولي الأمر الدخول من خلال الرابط المرفق لموقع قناة اللغة العربية والتربية الإسلامية الخاص بمدرسة ونشستر ومتابعة التسجيلات الخاصة بالدروس ومشاركتها مع التلميذ وتدوين ما تعلمه في دفتره المدرسي.</p>	<a href="#">الرحمة بالحيوان</a> <a href="#">حروف العطف</a> <a href="#">منصة أقرأ بالعربية</a> <a href="#">قناة اللغة العربية والتربية الإسلامية بمدرسة ونشستر</a>



# The Winchester School

## Family Learning Newsletter -Year 6- March 2020



	<p>أن يوضح التلميذ المعنى الإجمالي للآيات . أن يحدد التلميذ أنواع الأدلة . <b>*حروف العطف :</b> أن يميز التلميذ بين معاني حروف العطف . أن يوظف حروف العطف . <b>* النعت :</b> أن يميز التلميذ النعت . أن يعدد مطابقة النعت للمنعوت . أن يوظف النعت في فقرة .</p>		
Arabic for Non Arabs	<p><b>Business and Professions ( الأعمال والمهن )</b></p> <p><b>Adv</b></p> <p>To create a paragraph in Arabic about Business and Professions</p> <p>To use the (present future tenses) correctly.</p> <p>To express their opinion in some Business and Professions.</p> <p>To compare between some Business and Professions.</p> <p><b>Beg</b></p> <p><b>Business and Professions ( الأعمال والمهن )</b></p> <ul style="list-style-type: none"><li>- To create sentences on Business and Professions.</li><li>- To use the future tense in complex sentences.</li></ul>	<p><b>Encourage</b> your child to memorize their new vocabulary about the new topic from the Arabic notebook and book (dictionary).</p> <p><b>Ask</b> your child to speak and write about their favourite Business and Professions</p> <p><b>Go</b> through the links on the Arabic YouTube channel so that you can help your child learn more at home about the topic.</p>	<p><a href="#">Jobs in Arabic</a></p> <p><a href="#">I Read Arabic</a></p> <p><a href="#">Arabic and Islamic YouTube Channel</a></p>



# The Winchester School

## Family Learning Newsletter -Year 6- March 2020




	<p>- To describe their favourite Business and Professions.</p>		
Islamic for Arabs	<p><b>أنا متسامح</b> أن يشرح التلميذ مفهوم التسامح. أن يستنتج التلميذ صور التسامح مع الآخرين. أن يستنبط التلميذ فوائد التسامح للفرد والمجتمع. <b>سبيل الهداية سورة الملك من (1-14)</b> أن يبين التلميذ المعنى الإجمالي للآيات القرآنية الكريمة. أن يتلو التلميذ الآيات القرآنية الكريمة تلاوة صحيحة ومجودة. <b>حكم الإدغام</b> أن يميز التلميذ حروف الإدغام. أن يستنتج التلميذ أقسام الإدغام . أن يطبق التلميذ أحكام الإدغام.</p>	<p>حث الطالب على التزام أخلاق المؤمن قولاً وفعلاً. حث الطالب على التسامح مع الآخرين. توفير فيديوهات عن التسامح . مساعدة التلميذ في البحث عن آيات من القرآن عن التسامح . يمكن لولي الأمر الدخول من خلال الرابط المرفق لموقع قناة اللغة العربية والتربية الإسلامية الخاص بمدرسة ونشستر ومتابعة التسجيلات الخاصة بالدروس ومشاركتها مع التلميذ وتدوين ما تعلمه في دفتره المدرسي.</p>	<p><a href="#">سورة الملك</a> <a href="#">التسامح</a> <a href="#">حكم الإدغام</a> <a href="#">قناة اللغة العربية والتربية الإسلامية بمدرسة ونشستر</a></p>
Islamic for Non Arabs	<p><b>Lesson 2: Good Morals:</b> -To explore the overall meaning of the Hadith.</p>	<p>- Encourage your child to memorize the Hadith of the lesson, good morals with its explanation in the textbook.</p>	<p><a href="#">TOLERANCE WE ARE ALL PEOPLE WE ARE ALL EQUAL</a></p>



# The Winchester School

## Family Learning Newsletter -Year 6- March 2020



	<p>-To state the value of charity, forgiveness and humbleness on individuals and on society.</p> <p><b>Lesson 3: I am tolerant.</b></p> <p>-To explain the concept of tolerance. -To infer the aspects of tolerance.</p>	<ul style="list-style-type: none"> <li>- <b>Talk</b> to your child about the importance and value of giving charity, forgiving and being humble.</li> <li>- <b>Share</b> the concept and aspects of tolerance with your child.</li> <li>- <b>Explain</b> to your child the benefits of being tolerant towards others.</li> <li>- <b>Encourage</b> your child to color monthly prayer chart and answers in book ISLAM MY WAY OF LIVING as per the topic he studies.</li> </ul> <p>Go through the links on the Arabic and Islamic YouTube channel so that you can help your child learn more at home about the topic</p>	<p><a href="#">Arabic and Islamic YouTube Channel</a></p>
<p><b>French</b></p>	<p><b>Unit: La routine quotidienne.</b></p> <p><b>To describe a daily routine in French using reflexive verbs</b></p>	<p><b>Talk</b></p> <ul style="list-style-type: none"> <li>-About daily activities.</li> <li>-Review the time in French using the question : -Quelle heure est-il?</li> </ul> <p><b>Share</b></p> <p>Create your own poster or leaflet about your daily routine.</p> <p>Compose a daily routine for a cartoon character .</p> <p><b>Encourage</b></p> <p>Students to keep exploring the links given</p>	<p><a href="https://quizlet.com/4pmeg9">https://quizlet.com/ 4pmeg9</a></p> <div style="text-align: center;"> <p><small>YouTube channel : YouLearnFrench</small></p>  <p><b>Je me réveille à 7 heures</b> <i>(I wake up at seven)</i></p> <p><small>youlearnfrench.blogspot.com</small></p> </div>



# The Winchester School

## Family Learning Newsletter -Year 6- March 2020



--	--	--

8:05 AM  
**beginner**  
**FRENCH**  
lessons

DAILY ROUTINE

FRENCH PHRASES

DAILY ROUTINE  
In French

je rentre à la maison,      je vais faire mes devoirs