






The Winchester School

Family Learning Newsletter Year 2 October 2020




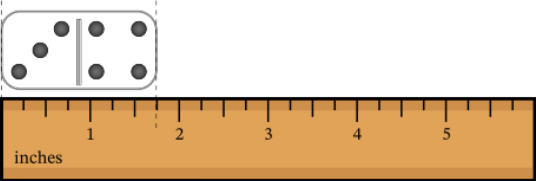
Area of learning	Focus	Home activities/How can you help your child at home.	Useful websites
<p>Literacy</p>	<p>Spelling:</p> <p>To use the knowledge of common word endings in spellings. To recognise, read and spell words beginning with 'c', 'kn', 'gn', 'wr'.</p> <p>Punctuation:</p> <p>To understand the structure of a simple sentence. To use capital letters and full stops.</p> <p>Grammar:</p> <p>To use adjectives to describe characters and settings. To use helping verbs (is, are, was, were) in sentences,</p> <p>Text Level</p> <p>To write a story combining a familiar setting with an unusual character. To explore familiar setting, e.g. class room, park, beach etc. To familiarise students with fairy tales. To be able to describe contrasting characters. To be able to write the beginning of a story.</p>	<p>Talk to your child about yourself for example about your day at work or home. Encourage your child to talk about himself/herself e.g. –ask your child about his/her day at school or playground.</p> <p>Read along with your child and emphasise on the use of capital letters and full stops. Encourage your child to find words beginning with 'c', 'kn', 'gn', 'wr'.</p> <p>Encourage your child to retell a story e.g. Any traditional story like Red Riding Hood, The Princess and the frog, Hansel and Gretel etc. and emphasise on the words used to describe the characters.</p> <p>Organise a play day and encourage them to enact a familiar story. Encourage them to dress up for the role play – in the evening they could enact in front of their parents, as they come to collect them. Share pictures of family members, your friends or your favourite cartoon character and describe it along with your child.</p>	<p>Word hunt(gn, kn)</p> <p>Dancing anagram - el words</p> <p>Phonics</p> <p>More Phonics</p> <p>Punctuation</p> <p>Helping verbs</p> <p>Fairy Tales</p>   



The Winchester School

Family Learning Newsletter Year 2 October 2020

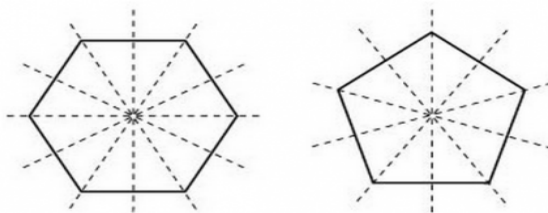


<p><u>Moral Education</u></p>	<p>Affection and Appreciation To foster an appreciation for the value of the UAE's identity. To engage in imaginative play and create stories.</p>	<p>Talk about how stories are written using imagination and creativity. Encourage children to create stories using their own imagination and ideas from books read. Share your ideas to create a story together with your child.</p>	
<p>Numeracy</p>	<p>To measure and compare the length of different objects by using standard units of measurement (cm)</p> <p>Identify, describe the properties of 2-D shapes and find more than one line symmetry.</p>	<p>Talk to your child about different measuring tools like ruler, measuring tape etc. Encourage them to read numbered division on them. Encourage your child to measure the length of objects like table and shelves, height of his/her siblings and friends in cms using a measuring tape.</p>  <p>Encourage your child to measure the height of his/her siblings and friends in cms using a measuring tape</p> <div data-bbox="768 1062 1035 1369"><p>Which symbol means 'is less than'/'is greater than'/'is equal to'?</p></div> <div data-bbox="1073 1008 1381 1269"><p>Which measurement is the shortest/longest? How do you know?</p></div>	<p>Measuring Length</p> <p>Length</p>



Identify, describe the properties of 3-D shapes

Encourage your child to identify lines of symmetry in 2D shapes presented in different orientations. He/she should know that some **shapes have more than one line of symmetry**. Ask him/her to look at these regular shapes and think about how many lines of symmetry they can find. Again, it is helpful for them to cut out the shapes and fold them in half, then look at how many folds they have made.



QUESTIONS TO ASK

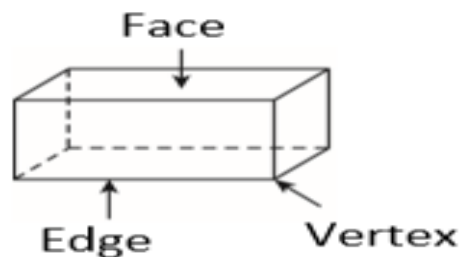
What is that shape called?
How do you know?

Which 4-sided shapes
can you name?

How many
sides/vertices does
a triangle/pentagon/
hexagon/octagon have?

Which shapes have
a line of symmetry
and which do not?

Talk to your child that 3-D shapes are made up of faces, edges and vertices.



[Symmetry in shapes](#)

[Symmetry Matching](#)

[Symmetry Sorting](#)

[Symmetry](#)

[3D shapes](#)

[Properties of 3D shapes](#)



The Winchester School

Family Learning Newsletter Year 2 October 2020



At home or at a supermarket ask your child to point at a shape that has more than 6 edges, a shape that has a circular face, a shape that has only three faces, etc.

Challenge:

I have 2 shapes in my basket. Together, they have 7 sides. What shapes do I have?



The Winchester School

Family Learning Newsletter Year 2 October 2020



Science

- Identify that most living things live in places to which they are suited and are called habitats.
- Describe how different habitats provide for the basic needs of different kinds of animals and plants, and how they depend on one another.
- To explore different habitats such as desert, Aquatic Forest and Arctic
- To identify that most living things live in places to which they are suited are called habitats and explain how different Minibeasts adapt to a habitat.

Analyse the ways animals adapt to their habitats in order to more effectively catch food, stay safe from predators, and care for their young.

Going on a treasure hunt

Talk to your child about the different places where they see animals and plants living. How do plants and animals survive in any habitat (place).
Talk to your child about the different habitats in the world such as desert, forest, minibeasts

Share with your child pictures of different habitats or ask them to use the internet to find out more about different habitats. (Give clues – vegetation – types of trees, animals, climate etc)
 Think Ask children to think of any other ways in which animals might be dependent on plants?

Encourage children to write down all their findings and make a booklet on habitats.

Share with children examples of plants and birds co-habiting. Eg. Birds nesting in trees or bushes, squirrels living in trees, owls nesting in holes in trees, butterflies laying their eggs on plants etc. Plants can provide shade and/ or protection from heavy rain as well as shelter from animals.

Share with your child magazines and newspaper cuttings where there are information on pollution which causes damages in different habitats.

Encourage: children to research more on different types of habitats using ICT and to prepare a power point presentation on it.



[Sort living things](#)

[What is a habitat?](#)

[Are you Alive?](#)

[Survival in a habitat](#)

[Adaptation](#)

[Adaptations](#)





The Winchester School

Family Learning Newsletter Year 2 October 2020



UAE Social Studies

➤ My Community- My School

[Key vocabulary: classroom, community, emblem, uniform, identity](#)

➤ UAE Culture

[Key vocabulary: Muslims, Islam, Mohammad \(PBUH\), Quran, respect, modest, halal, ayala dance, embroidery, heritage village, calligraphy, literature, saluki dogs.](#)

➤ UAE Heritage and traditions

[Key vocabulary: heritage village](#)

Talk to your child about the different communities they belong to.

Share with your child the school community they belong to and the importance of uniforms and emblems.

Encourage your child to research other communities.

Talk to your child about the culture of the UAE and the importance of art in a culture.



Share with your child the



different traditions followed in the UAE. Why are animals important and why are they used in Emirati culture?

Encourage your child to research important facts about the Sheikh Zayed Grand Mosque, the Al Bidyah Mosque in Fujairah and the Grand Mosque in Dubai.



<https://www.youtube.com/watch?v=IGC0zxxRNJQ>

<https://www.youtube.com/watch?v=ESCf9FOrx2c>

<https://www.youtube.com/watch?v=df0iAZ8lwiQ>



Figure 62 Grand Mosque in Sharjah





The Winchester School

Family Learning Newsletter Year 2 October 2020



Area of learning	Focus	Home activities/How can you help your child at home	Useful website
Arabic for Arabs	<p>1- "قصة فأر في بيت تامر"</p> <p>أن يُفسر التلميذ المُفردات الجديده مُوظفًا القاموس المُصور. أن يفسر التلميذ الجمل والعبارات المستخدمة في النصوص الأدبية. أن يستنتج المتعلم العلاقة بين الأحداث (أحداث بسيطة من النص). أن ينشئ المتعلم كلمات تتشابه في الإيقاع الصوتي. أن يميز المتعلم الأسماء والأفعال والحروف. أن يفرق التلميذ بين اللام الشمسية والقمرية. أن يوظف الطالب الحركات الطويلة بوضعها في جمل.</p> <p>2 - نص معلوماتي - مكتبي الجميلة- كتابة نص معلوماتي</p> <p>أن يفسر التلميذ الجمل والعبارات المستخدمة في النصوص الأدبية. مـ أن يستنتج المتعلم العلاقة بين الأحداث (أحداث بسيطة من النص). أن يبدي التلميذ رأيه في تصرفات محمد . أن يميز المتعلم الأسماء والأفعال والحروف. مـ أن يقرأ التلميذ قراءةً جهريةً سليمةً مُراعياً التَّعْجِيمَ وَالضَّبْطَ السَّلِيمَ. مـ أن يُجيب التلميذ عن أسئلة النصّ وَيَطْرُحُ أسئلةً: (مَنْ - ماذا - متى - أين - لماذا - كيف) مُظهِراً فَهْمَهُ لِلنَّصِّ، مُبَدِّياً رَأْيَهُ فِيهِ. - التاء المربوطة</p> <p>- أن يتعرف الطالب طريقة البحث عن كتاب . - أن يميز أنواع التاء. - أن يميز اللام الشمسية واللام القمرية.</p>	<p>*يساعده في قراءة إحدى القصص وتحديد عناصرها من خلال منصة أقرأ بالعربية. * لعبة جملة وكلمة للتعرف على الجملة المفيدة . * جمع صور الأسماء والأفعال والحروف. * تدريب الطالب بالمنزل على بعض السلوكيات الصحية السليمة . * يساعده في البحث عن فيديوهات عن أشهر مكتبات الإمارات. يمكن لولي الأمر الدخول من خلال الرابط المرفق لموقع قناة اللغة العربية والتربية الإسلامية الخاص بمدرسة ونشستر ومتابعة التسجيلات الخاصة بالدروس ومشاركتها مع التلميذ وتدوين ما تعلمه في دفتره المدرسي.</p>	<p>منصة أقرأ بالعربية</p> <p>قناة اللغة العربية والتربية الإسلامية بمدرسة ونشستر</p>
Arabic for Non-Arabs	<p>My school and my Class</p> <ul style="list-style-type: none">- To know the meanings of the new words in Arabic.- To describe the school and class with the different adjectives.-To use (this) ((هذا - هذه)) with the new words.- To Make a dialogue in Arabic about the school.- To conjugate the verb with the pronouns in sentences.- To write a simple paragraph about school and class.	<p>In every new lesson, we provide new words with its meanings. Help your child to memorize them and using them in sentences on his/her own. Ask your child to describe the school and class. Ask your child to write the new words. - Tell your child to make a dialogue with you in Arabic about school and class. Go through the links on the Arabic and Islamic YouTube channel so that you can help your child learn more at home about the topic</p>	<p>Learn Arabic Writing Courses for Learning Arabic</p> <p>Arabic Activities</p> <p>Learn Arabic For Kids</p> <p>Arabic alphabets</p> <p>Learn New Arabic Vocabulary</p> <p>I Read Arabic</p> <p>Arabic and Islamic YouTube Channel</p>



The Winchester School

Family Learning Newsletter Year 2 October 2020



<p>Islamic for Arabs</p>	<p>سورة قريش أن يلتزم بأداب التلاوة أن يميز معاني المفردات الجديدة أن يوضح المعنى الإجمالي للسورة حديث الرحمة أن يوضح معاني الحديث أن يفسر المفردات الجديدة أن يبين أثر الرحمة على الفرد والمجتمع أبو هريرة رضى الله عنه أن يوضح صفات أبي هريرة أن يستنتج سبب تسمية أبي هريرة أن يوضح فضل الرحمة الوضوء أن يوضح أركان الوضوء أن يبين فضل الوضوء أن يستنتج مبطلات الوضوء</p>	<p>حفظ السورة الالتزام بأداب التلاوة تعلم القرآن الكريم الالتزام بالأخلاق الحسنة تعلم الحديث الشريف الافتداء بالصحابة في الرحمة تعلم أركان الوضوء الاهتمام بالنظافة والطهارة . يمكن لولي الأمر الدخول من خلال الرابط المرفق لموقع قناة اللغة العربية والتربية الإسلامية الخاص بمدرسة ونشستر ومتابعة التسجيلات الخاصة بالدروس ومشاركتها مع التلميذ وتدوين ما تعلمه في دفتره المدرسي.</p>	<p>سورة قريش الوضوء قناة اللغة العربية والتربية الإسلامية بمدرسة ونشستر</p>
<p>Islamic for Non Arabs</p>	<p>Lesson1: Truthfulness is the way to paradise. To explain the concept of truthfulness and that of falsehood. To conclude the reward of truthfulness.</p> <p>Lesson2: Surat ul Ma'un To memorize the Surah. To explain the overall meaning of the surah.</p> <p>Lesson3: My prayer is the light of my life. To list the obligatory prayers. To explain the importance of prayer</p>	<ul style="list-style-type: none">- Talk to your child about the importance of being truthful and telling the truth.- Explain to your child the truthfulness and falsehood and their consequences.- Encourage your child to memorize Surat ul Ma'un and keep revising surat un Nasr as well not to forgive it.- Share with your child the meaning of the verses of Surat ul Ma'un.-Encourage your child to perform prayer on time.-Talk to him or her about the value and virtues of prayer as a pillar of Islam. <p>Go through the links on the Arabic and Islamic YouTube channel so that you can help your child learn more at home about the topic</p>	<p>Surat Al Ma'un</p> <p>Telling the Truth</p> <p>Nasheed - My Five Daily Prayers</p> <p>Learn How To Pray</p> <p>Arabic and Islamic YouTube Channel</p>



The Winchester School

Family Learning Newsletter Year 2 October 2020



<p>Music (Kiko)</p>	<p>Improving children’s confidence and musicality through singing actions songs and chanting rhymes</p>	<ul style="list-style-type: none"> • Let the children sing action songs at home. • Ask the child to perform the songs we learned in school. • Help the child choose which other songs they know aside from the songs taught in school and let them invent their own singing actions. 	<p>https://www.youtube.com/watch?v=di8Fg2zzaWU</p>
<p>Music (Sunil)</p>	<p>Read and play Musical notes with the help some words (Bee, Glow- worm, Butterfly and caterpillar)</p>	<ul style="list-style-type: none"> • Let the Children play the rhythm with the help of words by clapping(Bee, Glow- worm, Butterfly and caterpillar) <p>Ask the child to read and play the musical notes without the word support</p>	
<p>Physical Education</p>	<p><u>Body balance workout:</u></p> <p>During BODYBALANCE the focus is on improving functional core strength, enhancing joint mobility and creating a sense of wellbeing and calm, not calorie-burn.</p>	<p><u>Talk and Encourage the children to do the following:</u></p> <ul style="list-style-type: none"> • One leg balance • Jump and land on one foot. • Hopping • Walking on the straight line. • Hold the body in T position. 	<p><u>Useful sites:</u></p> <p>www.pecentral.org</p> <p>https://www.youtube.com/watch?v=uy5pnX4xAuw</p>



The Winchester School

Family Learning Newsletter Year 2 October 2020



Strength workout:

Strength exercise, or resistance training, works your muscles by using resistance, like your own body weight. This type of exercise increases lean muscle mass, which is particularly important for weight loss, because lean muscle burns more calories than other types of tissue.



Talk and Encourage the children to do the following:

- Squats
- Sit-ups
- Leg raises
- Superman position

www.pecentral.org

https://www.youtube.com/watch?v=OoG005_yvQg

Flexibility workout:

To improve mobility, posture, muscle coordination, reduce the risk of injuries and muscle soreness. It even leads to a better overall "shape".



Talk and Encourage the children to do the following:

- Side bends
- Cat stretches
- Standing hamstring stretch
- Side reach and stretch
- Alternate toe touch
- Superman stretches



www.pecentral.org

<https://www.youtube.com/watch?v=oc4QS2USKmk>

www.pecentral.org


<https://www.youtube.com/watch?v=LWQxUoHtoVo>



The Winchester School

Family Learning Newsletter Year 2 October 2020




	<p><u>Jumping workout:</u></p> <p>Focus is on to improve their jumping/reach ability by doing different kind of jumping and explosive exercises. This high-intensity workout helps build speed, power, and cardiovascular fitness. It targets the glutes, quads, and calves.</p>	<p><u>Talk and Encourage the children to do the following:</u></p> <ul style="list-style-type: none"> • Tuck jump • Depth jump • Star jump • Broad jump • Jumping jacks 	
<p>Computing</p>	<p>To apply formatting features in a document such as font and its size, colour and style.</p> <p>To resize and position online pictures and text.</p> <p>To be able to format the information into columns with picture.</p> <p>To position and resize objects for an effective layout.</p>	<p>Share with your child pictures of different types of text in magazines, newspapers and pamphlets.</p> <p>Encourage children to explore different types of tools in MS word and create some bookmarks or invites or posters.</p> <p>Talk about the use of different fonts, colours and layouts to create an attractive document for an audience</p>	<p>Cute Bookmark template</p> <p>Book Mark templates</p> <p>Posters template</p> <p>Using MS word on Laptop</p> <p>Using Ms Word app on Ipad</p>



The Winchester School

Family Learning Newsletter Year 2 October 2020



Moral Education	<p>Topic: Everyone around me</p> <ul style="list-style-type: none">➤ To identify important people and relationships as well as their roles.➤ To understand the role of family and friends and to have them caring for one another. <p>Topic: Affection and Appreciation</p> <ul style="list-style-type: none">➤ To understand and talk about oneself in positive terms.	<p>Talk to your child about relationships in the family.</p> <p>Share with your child about the importance of family in the society.</p> <p>Encourage your child to research about families in different cultures around the world.</p> 	<p>We are a family</p> <p>The importance of family</p>
------------------------	--	---	--