
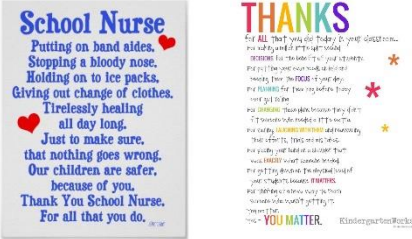
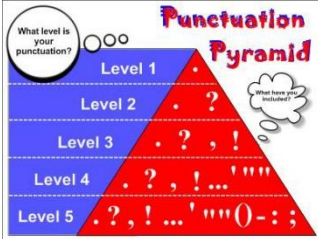




The Winchester School

Year 4 Family Learning Newsletter October 2020



Area of learning	Focus	Home activities / How can you help your child at home	Useful Website
Literacy	<p>Moral Education link- Unit 1- Equality and Appreciation 1.5 Appreciation and Gratitude</p> <p>Students write poems to appreciate and express gratitude towards the important people who help them in their everyday life using expressive language.</p> <p>Adventure Stories Spelling: Learning Objective</p> <ul style="list-style-type: none"> To recognise and spell suffixes '-ous'. To spell irregular tense changes. To recognise and spell the adventurous vocabulary used in the Novel, 'The Owl who was afraid of the dark'. 	<p>Discuss the importance of inculcating and following moral values.</p> <p>Encourage your child to appreciate the big and small things that is done for them and to them by any person in or outside school</p> <p>Create a card for people around you to appreciate their support to you.</p>  <p>Discuss that lots of adjectives can be formed by adding '-ous', to nouns and verbs. While reading books encourage your child to make note of new words and their spellings especially by adding suffixes sensibly</p> <p>Encourage your child to search for spelling rules and apply these rules by adding '-ous' to the following root words: ridicule, prosper, hazard, fame, courage.</p> <p>Look for past tense, adjectives, verbs, adverbs frequently and discuss spellings. For example- Use different colours to highlight the adjectives, verbs and adverbs.</p> <p>Example: Plop was fat and fluffy. He had a beautiful heart-shaped ruff. He had enormous, round eyes.</p>	<p>activity suffix ous</p> <p>spelling games ous</p> <p>Online punctuation games</p>  <p>Adjectives</p> <p>Online Grammar Games</p>



Punctuations: Learning Objective

- To use basic punctuations to mark grammatical boundaries like commas and full stops are used to join and separate clauses; to identify in their writing which is more effective.

Grammar: Learning Objective

- To use Standard English Forms for verb inflections instead of local spoken form.
- To use nouns and pronouns clearly.
- To revise the use of adjectives and to make the sentences interesting.

He had very **knackery** knees

Encourage them to make use of irregular verbs in the correct tense. Eg: go-went –gone- will go.

Encourage children to become aware of use of interesting adjectives in their writing: **adventurous, bizarre, challenging, charismatic, fantasy, fantastic, imaginary**
Through interactive games help the children revise the use of verbs and the correct tense of these verbs.

Discuss the importance of using **Punctuation** marks and how it can be used in different ways.

For example Commas can separate a list of actions. -"He hit the ball, dropped the bat, and ran to first base."

Encourage them to make a sentence using the words from spelling list using suitable punctuation marks.

Remind the children that non-standard English can be written into dialogue to show the reader how a character speaks.

Ask them for any examples of non-standard English speech they have found when reading books.

Discuss the idea of using non-standard English and finding the meaning **Create a poster** for the classroom titled 'Non-Standard English'.

Recall examples of pronouns.

Remind them that we can use pronouns to take the place of nouns and help us to avoid repetition.



Hands-On Activity

[Online Adventure Stories](#)

[Watch Adventure Stories Online](#)

[Create your own adventure story online](#)

[Online punctuation games](#)



The Winchester School

Year 4 Family Learning Newsletter October 2020



Adjectives		Good	Bad		
People	Objects	Feelings	Feelings	Size	Time
happy	small	kind	mean	big	long
angry	large	brave	cowardly	tiny	short
excited	tiny	generous	selfish	enormous	late
calm	big	generous	selfish	colossal	early
shy	enormous	kind	mean	gigantic	early
naughty	colossal	brave	cowardly	enormous	late
nervous	gigantic	generous	selfish	colossal	early
brave	enormous	kind	mean	gigantic	late
cowardly	colossal	brave	cowardly	enormous	early
generous	gigantic	generous	selfish	colossal	late
selfish	enormous	kind	mean	gigantic	early
kind	colossal	brave	cowardly	enormous	late
mean	gigantic	generous	selfish	colossal	early
brave	enormous	kind	mean	gigantic	late
cowardly	colossal	brave	cowardly	enormous	early
generous	gigantic	generous	selfish	colossal	late
selfish	enormous	kind	mean	gigantic	early
kind	colossal	brave	cowardly	enormous	late
mean	gigantic	generous	selfish	colossal	early

Linguistic difference	
standard	non-standard
- I did it	- I done it
- Come quickly!	- Come quick!
- ... the books that I bought	- ... the book what I bought
- ... those books ...	- ... them books ...
- I didn't break it.	- I never broke it.
- We started first, didn't we?	- I didn't break nothing.
	- We started first, isn't it?

Challenge them to make a list of nouns and a suitable pronoun that can be used in place of them.

Revise the use of **AANVA sentences** and create their own mini book of 'WOW' adjectives.

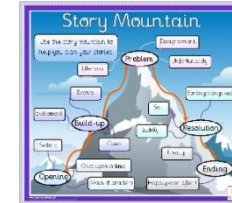

Encourage your child to read Fiction.

Story Telling: Become a **story teller** and ask questions related to characters, their feelings, different settings and the plot of the story.

Discuss the use of language by the author and check children's understanding of the language.

Ask questions with reference to the text.

Encourage them to suggest ideas for **creating** their own version of




of **adventure stories.**

Introduce the descriptive poem to the children with reference to the text in "Anthology" – Orange Tent.

Immerse the children in the poem through **comprehension and discussion** activities, as well as exploring the content and structure of the poem.

Create their own descriptive poem and ask them to perform it for you.



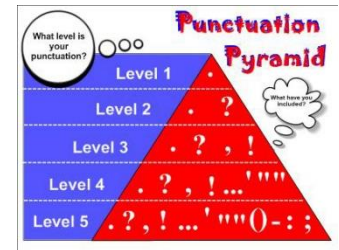
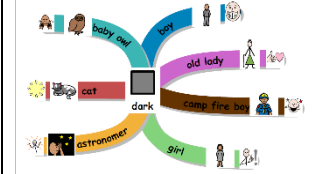
Text Level:

Adventure stories: Learning Objective

- To explore the way in which the author can engage and excite the readers through use of characterisation, description and dialogue.
- To analyse the structure and content of adventure stories.
- To create their own version of adventure story.
- To draw inferences such as inferring character's feelings, thoughts and motives.

Descriptive Poem:

- To listen to and discuss descriptive poem.



Poems

[Listen to Poems](#)

[Interactive Link on Poems](#)

Creating a descriptive poem about a dragon which includes similes.
A dragon poem
 My dragon has eyes as round as dinner plates.
 It has sharp teeth like daggers.
 Its mouth is dark and wide like a cave.
 It has claws which are as pointed as needles.
 Its nose lets out plumes of smoke like a chimney.
 Its body is as huge as an ocean whale.
 Its tail flicks from side to side like it's an angry cat.
 It sits silently waiting to catch its prey.
 CUBS



The Winchester School

Year 4 Family Learning Newsletter October 2020




	<ul style="list-style-type: none"> • To identify how language, structure and presentation contribute to meaning. • To analyse the content of descriptive poem • To discuss how words and phrases that capture the reader's interest. To plan and write their own descriptive poem. 		
--	---	--	--

Area of learning	Focus	Home activities/How can you help your child at home	Useful website
Numeracy	<p>To add and subtract numbers with up to 4 digits using the formal written methods of columnar addition and subtraction.</p> <p>To make and describe patterns by translating a shape.</p>	<p>Talk and practice with your child adding and subtracting four-digit numbers, work out sums and differences of multiples of 100 and 1000.</p> <p>Share with children different facts. Tell them we are a fact family. There are three members in our family; their names are 5000, 4000, and 9000. We can do four things together --</p> <p>5000 + 4000 = 9000 4000 + 5000 = 9000 9000 - 5000 = 4000 9000 - 4000 = 5000</p> <p>Encourage your child to recognize patterns and strengthen their math skills. Raise your</p>	<p>Addition</p> <p>Subtraction</p> <p>Pattern</p>



The Winchester School

Year 4 Family Learning Newsletter October 2020



child's awareness of the patterns she/he encounters in everyday situations. Point out the repeating patterns in the fabrics of quilts and clothing, or on many items, from soccer balls and checkerboards to floor and ceiling tiles and brick walls.

Challenge:

You began reading a favourite book on Thursday. On Friday read 10 more pages than on Thursday. You reach page 60. How many pages did you read on Thursday.



I-Pad applications:

Addition and Subtraction

Click the link given above, click play, then select Addition and Subtraction and then start your game. All the best!





The Winchester School

Year 4 Family Learning Newsletter October 2020



Area for learning	Focus	Activities	Useful Websites/Apps
-------------------	-------	------------	----------------------



The Winchester School

Year 4 Family Learning Newsletter October 2020



<p>Science</p>	<p>Teeth</p> <ul style="list-style-type: none"> To identify the different types of teeth and to explain their functions. To illustrate the structure of the tooth and to explain the functions. To know that animals have different kinds of teeth because they have different diets. To compare the teeth of carnivores and herbivores. <p>Teeth Investigation</p> <ul style="list-style-type: none"> Investigate the cause of tooth decay and understand the process. 	<p>Talk about observing different shapes of teeth in the oral cavity. Discuss about what a tooth could be made of.</p> <p>Share your own observations about different shapes of teeth in your mouth.</p> <p>Encourage them to explore the reasons of having different shapes of teeth in oral cavity. Encourage them to think about what happens when their tooth breaks.</p> <p>Talk about observing teeth of different animals and how they are different from other animals. Discuss about the diets of these animals and how their teeth help to chew their food.</p> <p>Share examples of animals that eat same kind of food.</p> <p>Encourage them to find similarities and differences between herbivores, carnivores and omnivores.</p> <p>Talk about the importance of teeth, types of teeth and the structure of a tooth.</p> <p>Share the right practices to care for your teeth.</p>	<p>Teeth:</p> <p>Human teeth types</p> <p>Animal types by eating habits</p> <p>Facts about tooth decay</p> <p>Teeth facts</p> <p>The comparative anatomy of eating</p> <p>All about teeth</p> <p>Dental caries</p> <p>Treating cavities naturally</p>
-----------------------	--	--	--



The Winchester School

Year 4 Family Learning Newsletter October 2020



Area of learning	Focus	Home activities/How can you help your child at home	Useful website
Arabic for Arabs	<p>حكاية ريشة قصة</p> <p>أن يحدد عناصر القصة</p> <ul style="list-style-type: none">- أن يميز بين الحوار الداخلي والحوار الخارجي .- أن يستنتج أهمية الحرية للفرد والمجتمع . <p>ما غاب عن وطن المحبة قلبه نشيد</p> <p>أن يحدد الفكرة الرئيسية بالنص</p> <p>أن يستنتج العلاقة بين التضاد والترادف بين الكلمات</p> <p>أن يشرح الأبيات بأسلوبه .</p> <p>التمييز بين الجملة والتركيب :</p> <p>أن يميز التلميذ بين الجملة والتركيب .</p> <p>أن يستخدم التلميذ جملاً وتراكيباً .</p> <p>حروف تلفظ ولا تكتب :</p> <p>أن يكتب التلميذ كلمات بصرية تحوي حروف تلفظ ولا تكتب.</p> <p>أن يصيغ التلميذ فقرة مستخدماً حروف تلفظ ولا تكتب .</p>	<p>*يساعده في قراءة إحدى القصص وتحديد عناصرها.</p> <p>* يساعده في وصف الشخصيات من حوله .</p> <p>* لعبة جملة وكلمة للتعرف على أقسام الكلام.</p> <p>* جمع صور من المحيط الذي حوله ووصفها مستخدماً حروف تلفظ ولا تكتب وأقسام الكلام.</p> <p>* البحث عن شواهد شعرية وتحديد أقسام الكلام بها .</p> <p>يمكن لولي الأمر الدخول من خلال الرابط المرفق لموقع قناة اللغة العربية والتربية الإسلامية الخاص بمدرسة ونشستر ومتابعة التسجيلات الخاصة بالدروس ومشاركتها مع التلميذ وتدوين ما تعلمه في دفتره المدرسي.</p>	<p>أنت الوطن</p> <p>التمييز بين الجملة والتركيب</p> <p>منصة أقرأ بالعربية</p> <p>قناة اللغة العربية والتربية الإسلامية</p> <p>بمدرسة ونشستر</p>
Arabic for Non Arabs	<p>Leisure time</p> <p>1-To learn about the different kinds of hobbies and sports.</p> <p>2-To create sentences using the new vocabulary.</p> <p>3-Some students will be able to create a short paragraph about their favourite hobbies and sports.</p>	<p>Encourage your child to memorize his/her new vocabulary about the new topic (the school)(Leisure time) from the Arabic notebook and textbook.</p> <p>Talk to your child about the school and his favourite hobbies.</p> <p>Ask your child about his opinion regarding his/her school.</p> <p>Go through the links on the Arabic and Islamic YouTube Channel so that you can help your child learn more at home about the topic.</p>	<p>LEARN ARABIC VERBS AND ADJECTIVES</p> <p>Learn Arabic Writing</p> <p>Learn about the school in Arabic</p> <p>Hobbies in Arabic</p> <p>I Read Arabic</p> <p>Arabic and Islamic YouTube Channel</p>



The Winchester School

Year 4 Family Learning Newsletter October 2020



<p>Islamic for Arabs</p>	<p>سورة الضحى أن يلتزم آداب التلاوة يحدد معاني المفردات الجديدة أن يوضح المعنى الإجمالي للسورة حديث التأدب في الكلام أن يوضح معاني الحديث أن يفسر المفردات الجديدة أن يبين أثر التأدب في الكلام على الفرد والمجتمع الإيمان باليوم الآخر أن يوضح أركان الإيمان أن يستنتج أثر الإيمان باليوم الآخر أن يعدد أسماء يوم القيامة قصة سيدنا يونس عليه السلام ان يوضح أركان الإيمان أن يستنتج صفات الرسل أن يلخص قصة سيدنا يونس عليه السلام</p>	<p>يساعد ولي الأمر التلميذ في حفظ السورة مع التزام آداب التلاوة حثه على التحلي بالأخلاق الحسنة قولاً وفعلاً البحث عن أسماء يوم القيامة تعلم أسماء العشرة المبشرون بالجنة يمكن لولي الأمر الدخول من خلال الرابط المرفق لموقع قناة اللغة العربية والتربية الإسلامية الخاص بمدرسة ونشستر ومتابعة التسجيلات الخاصة بالدروس ومشاركتها مع التلميذ وتدوين ما تعلمه في دفتره المدرسي.</p>	<p>. سورة الضحى آداب الحوار الإيمان باليوم الآخر قصة سيدنا يونس عليه السلام قناة اللغة العربية والتربية الإسلامية بمدرسة ونشستر</p>
---	---	---	--



The Winchester School

Year 4 Family Learning Newsletter October 2020



French	Focus	Activities	Useful websites



The Winchester School

Year 4 Family Learning Newsletter October 2020



- Les instructions de la classe.
- Les nombres de 1 à 10.
- Les jours de la semaine

- Use the suggested website .
- Help your child how practice to write and to pronounce the numbers in French.
- Encourage your child to learn the meanings and the spelling :the numbers and the days of the week in French



Area of Learning	Focus	Home activities/How can you help your child at home	Useful Websites and Vocabulary
------------------	-------	---	--------------------------------



The Winchester School

Year 4 Family Learning Newsletter October 2020



UAE Social Studies	1. Continents	Encourage your child to research and label the continents and oceans on a blank map of the world.	https://www.youtube.com/watch?v=wYYakyS_HOg Vocabulary: continents, country, countries, compass rose, population
	2. Oceans	Share with your child the different landforms and bodies of water they have visited during their holidays.	https://www.youtube.com/watch?v=zr4a0hgCEbY Vocabulary: oceans, salty, Mariana Trench
	3. Landforms	Encourage your child to describe the landforms and bodies of water.	https://www.youtube.com/watch?v=wQnCyCAF_BY Vocabulary: landform, mountain, valley, plain, desert, island
	4. Bodies of Water	Share with your child how these landforms and bodies of water are used.	https://www.youtube.com/watch?v=bNWuQD7QHbc Vocabulary: Ocean, lake, river, waterfall, oasis
	5. Mid Term Review	Talk with your child about the importance of maps. Are they still required today? Why?	https://www.youtube.com/watch?v=oBzRq04rliY https://www.youtube.com/watch?v=BCZs2ZtkZUs



The Winchester School

Year 4 Family Learning Newsletter October 2020



	<p>6. Reading a Map</p>	<p>Encourage your child to create a map of their bedroom.</p>	<p>Vocabulary: map, location, grid, coordinate</p>
--	--------------------------------	--	---



The Winchester School

Year 4 Family Learning Newsletter October 2020



Area of Learning	Focus	Home activities/How can you help your child at home	Useful Websites
Humanities	<p>The Roman Empire and its impact on Britain</p> <p>The invasions - Julius Caesar's attempted invasion in 55-54 BCE</p> <p>The Roman Empire by CE 42 and the power of its army</p> <p>Successful invasion by Claudius and conquest</p> <p>British Resistance, for example, Boudica</p>	<p>Share with your child who Julius Caesar was, where he came from, how he got to Britain and information about his invasion of Britain.</p> <p>Talk with your child about the extent of the Roman Empire by CE 42, the reasons for this expansion and the organization and power of the Roman army..</p> <p>Encourage your child to research who Claudius was and why his invasion was successful. Compare his invasion to Julius Caesar's earlier attempt.</p> <p>Share with your child the story of Boudica and why she is a significant individual in History.</p>	<p>http://www.primaryhomeworkhelp.co.uk/Romans.htm</p> <p>http://www.primaryhomeworkhelp.co.uk/romans/soldiers.html</p> <p>http://www.bbc.co.uk/history/historic_figures/claudius.shtml</p> <p>https://www.ks2history.com/boudica-info-guide</p>



The Winchester School

Year 4 Family Learning Newsletter October 2020






Year	Focus	Home activities/How can you help your child at home	Useful websites
Music Year04 (Kiko)	Learning how to play the recorder using notes	<ul style="list-style-type: none">• Let the child practice at home, even though there will be squeaking.• Be an audience. But check if the child is holding the recorder properly.	https://www.youtube.com/watch?v=qF8HVQ96McQ&t=25s
Music Year04 (Sunil)	Learning how to play the recorder using notes	<ul style="list-style-type: none">• Let the child practice at home, even though there will be squeaking.• Be an audience. But check if the child is holding the recorder properly.	



The Winchester School

Year 4 Family Learning Newsletter October 2020



Area of learning	Focus	Home activities/How can you help your child at home	Useful websites
Physical Education	<p><u>Dance Workout:</u></p> <p>Physical exercises are meant to tone up only specific muscles at a time, whereas dance works on the entire body and on a wider group of muscles. Dance makes your body flexible and makes you agile. While dancing your body and mind work in tandem. This would thus enhance the coordination of all muscles.</p>  <p><u>Endurance workout:</u></p> <p>Focus is on to improve their endurance exercise ability by doing different kind of jumping and explosive exercises. This high-intensity workout helps build speed, power, and cardiovascular fitness. It targets the glutes, quads, and calves.</p>	<p><u>Talk and Encourage the children to do the following:</u></p>  <ul style="list-style-type: none"> • Hip rotation • Walking on the toes • Arm rotations • Jumping on the spot • Side skaters • Alternate toe touch <p><u>Talk and Encourage the children to do the following:</u></p> <ul style="list-style-type: none"> • Tuck jump • Depth jump • Star jump • Broad jump • Jumping jacks 	<p><u>Useful sites:</u></p> <p>www.pecentral.org</p> <p>https://youtu.be/ymigWt5TOV8</p> <p>www.pecentral.org</p> <p>https://www.youtube.com/watch?v=kAXg3cM0UCw&t=27s</p>



Circuit training:

Circuit training is a form of body conditioning that involves endurance *training*, resistance *training*, high-intensity aerobics, and *exercises* performed in a *circuit*, similar to high-intensity interval *training*. It targets strength building and muscular endurance.

Agility Workout:

Ability to change the body's position efficiently and requires the integration of isolated movement skills using a combination of balance, coordination, speed, reflexes, strength, and endurance.

Talk and Encourage the children to do the following:

- Jump rope
- Burpees
- Mountain climbers
- High knees
- Squats
- Plank



Talk and Encourage the children to do the following:

- Lateral Plyometric Jumps. Lateral plyometric jumps help build explosive power, balance, and coordination by using our natural body weight
- Forward Running, High-Knee Drills
- Lateral Running, Side-to-Side Drills
- Dot Drills
- Jumping exercise
- Shuttle Runs.



www.pecentral.org

<https://youtu.be/xj7TQ6xTjnU>

www.pecentral.org

<https://youtu.be/5uVaKitJHN8>



The Winchester School

Year 4 Family Learning Newsletter October 2020

