



The Winchester School

Year 1 Family Learning Newsletter April 2021



Area of learning	Focus	Home activities/How can you help your child at home.	Useful websites
Literacy	<p>Spelling</p> <ul style="list-style-type: none"> To use phonic knowledge to spell 'words ending with 'V' sound and 'ore' sound <p>Punctuation</p> <ul style="list-style-type: none"> To use capital letters at the start of a sentence and a full stop, exclamation or question mark at the end. <p>Grammar</p> <ul style="list-style-type: none"> To use past tense 	<p>Fold three columns on a piece of paper, and label one column 'trace', the next 'copy' and the last 'recall'. Write the word in the first column, and have your child trace the letters. Next have your child copy the word by looking at what he /she's just written. Finally, have your child fold (and hide) the first two columns and recall the spelling of the word independently.</p> <p>Jumble up all the words in a sentence excluding the punctuation. ENCOURAGE your child to rearrange the words to frame a correct sentence and punctuate appropriately. Have a short conversation each day by taking turns to TALK with punctuation. E.g. SayHow are you today. Question mark. The child replies.... I am fine....full stop.</p> <p>TALK to your child about past and present. Show them 2 distinguishing pictures of now and then which will help them understand that past means time gone by. Recollect and SHARE some past events and ask your child to describe the event in sentences. ENCOURAGE them to use past tense while describing the event. For example Dubai past and present.</p>	<p>Phonics</p> <p>Capitalization</p> <p>Punctuation Fill-In Fill in the blanks. Use a period, exclamation point, or question mark. In some cases, more than one type of mark can be correct.</p> <ol style="list-style-type: none"> The car is red____ Where is the dog____ I love ice cream____ What time is it____ You're great____ Cats like milk____ <p>Hooked</p>

Text Level

Letter Writing

- To write letters to convey information.
- To locate features of letters.
- To know address shows where letters are sent.

Spelling: To spell the days of the week.

Grammar

To add the suffix 'ing' to the root word.

Encouraging children to write letters from an early age will improve their communication, social and handwriting skills, and teach them what they need to know about writing and structuring letters.

SHARE some post cards or old samples of letters (if any) to show your child how letters were used very popularly to convey information.

ENCOURAGE them to write simple letters to their friend or grandparents about their school or a party they attended. Remind them to focus on all the features of the letter and share the importance of an address. Ask: What will happen if there is no address or the address is incorrect?

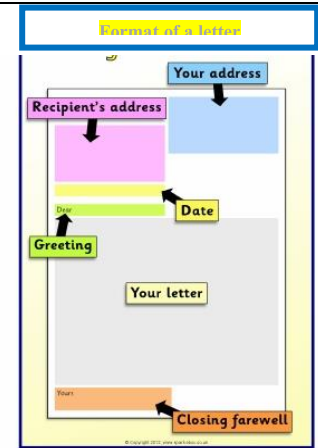
ENCOURAGE them to begin with the greetings and sign off the letter in the end. Share some ideas of signing off. E.g.: yours truly, yours lovingly etc.

TALK to them about emails and voice messages which are now gaining more significance as a medium of communication.

TALK to your child about the rules of capitalization.

Show them the calendar or a book which has days of the week and **SHARE** that the days of the week always begin with a capital letter. Similarly the name of any place, e.g. Dubai always begins with a capital letter.

SHARE some adventure stories, for example adventure of Tom Sawyer, Aladdin etc. Visualise the setting, **TALK** about what is new or unexpected and predict how characters will look and behave in these settings. **ENCOURAGE** your child to make links with their experience, for example, what would you do if you found yourself



[Letter](#)

[Maker](#)

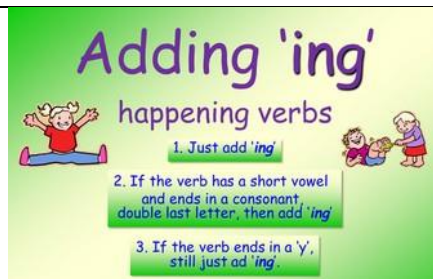
Days of the Week

Monday
Tuesday
Wednesday
Thursday
Friday
Saturday
Sunday

Days of the week always start with a **CAPITAL LETTER**

monday	✗
Monday	✓
tuesday	✗
Tuesday	✓

Saturday + Sunday = the weekend



Text Level

Adventure Stories


- To re-tell stories, stating the main points in sequence.
- To identify and compare basic story elements, e.g. beginnings and endings in different stories.
- To use some of the elements of known stories to structure own writing.

here? Compare and contrast stories with different settings and **ENCOURAGE** children to express preferences.

SHARE some time together by watching a short performance or film version of a story with an adventure.


Allow the children to identify the main characters and events in the story. Ask your child to retell the story orally with main events in sequence.

ENCOURAGE them to create their own adventure story book with pictures and design to create settings and characters. **TALK** to them, if they intend to add any new character (fairy / superhero), what superpowers could they have and finally let them write the beginning, middle and end of the story.



[Roly in space](#)

[story online](#)



Numeracy

To use and apply the language relating to dates, including days of the week, weeks, months and years.



To read time to half past.



To estimate, measure and compare weight using uniform, nonstandard units of measurement.

Talk to your child about the days of the week and months of the year. Ask if today is Sunday then what day will it be tomorrow? Which is the last month of the year? Which month is your birthday in? Later ask them to order the days of the week and months of the year.

Share with your child what you can do, in half an hour or in one hour during the day. Using a homemade/toy clock, show the time at 3 O'clock and half past 3. Can your child now tell you where the hour (small) hand will point and where the minute (big) hand will point at half past 7? Repeat with different times. Discuss that half past 7 can also be written as 7:30. Talk to them about the difference between an analog and digital clock.




Talk: After shopping in the supermarket, talk to your child about checking the weight labels and ask him/her how to weigh the fruits and vegetables. Ask your child to compare and estimate the weight of items you have purchased. E.g.: Are the apples heavier than the lemons? How many cubes heavy are the apples?

[Days of the week](#)

[Months of the year](#)

[time word problem](#)

[weight](#)

		<p>Challenge: Two monkeys ate a total of 68 nuts. Each of them ate the same number of nuts. How many nuts did each of the monkeys eat?</p> 	<p>pad apps: app for word problems</p>
<p>Science</p>	<p>Day and Night:</p> <ul style="list-style-type: none"> To observe and describe how the position of the sun appears to change during the day. To understand what causes day and night. 	<p>EXPLORE, RESEARCH and SHARE information on what causes day and night. Take your child to the playground at different hours (morning, afternoon, late afternoon) and ENCOURAGE your child to observe the position of the sun at different hours. ENCOURAGE your child to TALK about the changes they observe on the position of the sun.</p>  <p>SHARE information that the sun does not move it's the earth that moves.</p>	<p>https://www.youtube.com/watch?v=UN2RDoXhbg</p> <p>http://www.education.com/game/my-shadow-poem/</p> <p>https://www.studyladder.com/games/activity/shadows-27754</p>



UAE Social Studies

Identify basic economic concepts and terms (e.g., personal property, public property, purchasing, selling, limited resources)

-Recognizes good and bad behaviors in dealing with personal and public property. Explain one's role in preserving personal and public property.

Talk about terms like personal, public, selling, purchasing and limited resources.

Encourage your child to find out the difference between public and private property,

Share with your child explain the basic concepts and terms involving personal and private property, selling, purchasing and limited resources.

Talk about the importance of good and bad behavior in dealing with personal and private property.


Encourage your child to research in preserving personal and public property.

Share details with your child explain the importance of preserving personal and private property.

<https://www.youtube.com/watch?v=hTe9lQHc7os>

<p style="text-align: center;">Arabic for Arabs</p>	<p style="text-align: center;">"قصة مثلث ودائرة"</p> <p>أَنْ يُفَسِّرَ التَّلْمِيزَ الْمُفْرَدَاتِ الْجَدِيدَةَ مُوظِّفًا الْقَامُوسَ الْمُصَوِّرَ.</p> <p>أَنْ يَفْسِرَ التَّلْمِيزَ الْجُمْلَ وَالْعِبَارَاتِ الْمُسْتَحْدَمَةَ فِي النُّصُوصِ الْأَدْبِيَّةِ.</p> <p>أَنْ يَسْتَنْتِجَ التَّلْمِيزَ الْعِلَاقَةَ بَيْنَ الْأَحْدَاثِ (أَحْدَاثَ بَسِيطَةٍ مِنَ النَّصِّ).</p> <p>أَنْ يَنْشِئَ التَّلْمِيزَ كَلِمَاتٍ تَنْشَابُهُ فِي الْإِبْقَاعِ الصَّوْتِيِّ.</p> <p>أَنْ يَمِيزَ التَّلْمِيزَ الْأَسْمَاءَ وَالْأَفْعَالَ وَالْحُرُوفَ.</p> <p>أَنْ يَفْرُقَ التَّلْمِيزَ بَيْنَ اللَّامِ الشَّمْسِيَّةِ وَالْقَمْرِيَّةِ</p> <p>أَنْ يُوْظِفَ التَّلْمِيزَ الْحَرَكَاتِ الطَّوِيلَةَ بِوَضْعِهَا فِي جُمْلٍ.</p> <p style="text-align: center;">نص معلوماتي -</p> <p>أَنْ يَفْسِرَ التَّلْمِيزَ الْجُمْلَ وَالْعِبَارَاتِ الْمُسْتَحْدَمَةَ فِي النُّصُوصِ الْأَدْبِيَّةِ.</p> <p>أَنْ يَسْتَنْتِجَ التَّلْمِيزَ الْعِلَاقَةَ بَيْنَ الْأَحْدَاثِ (أَحْدَاثَ بَسِيطَةٍ مِنَ النَّصِّ).</p> <p>أَنْ يَمِيزَ التَّلْمِيزَ الْأَسْمَاءَ وَالْأَفْعَالَ وَالْحُرُوفَ.</p> <p>أَنْ يَقْرَأَ التَّلْمِيزَ قِرَاءَةً جَهْرِيَّةً سَلِيمَةً مُرَاعِيًا التَّنْغِيمَ وَالضَّبْطَ السَّلْبِمَ.</p> <p>أَنْ يُجِيبَ التَّلْمِيزَ عَنِ اسْئَلَةِ النَّصِّ وَيَطْرُحُ اسْئَلَةً:</p> <p>(مَنْ - مَاذَا - مَتَى - أَيْنَ - لِمَاذَا - كَيْفَ) مُظْهِرًا فَهْمَهُ لِلنَّصِّ، مُبْدِيًا رَأْيَهُ فِيهِ.</p> <p style="text-align: center;">النَّاءُ الْمَرْبُوطَةُ - الْهَاءُ</p> <p>- أَنْ يَتَعَرَّفَ التَّلْمِيزَ طَرِيقَةَ رَسْمِ النَّاءِ وَالْهَاءِ.</p> <p>- أَنْ يَمِيزَ التَّلْمِيزَ أَنْوَاعَ النَّاءِ.</p>	<p>* يساعده في البحث عن قصص أطفال مصورة وإعادة ترتيبها.</p> <p>*يساعده في قراءة إحدى القصص ثم يحدد عناصرها .</p> <p>* يساعده في طرح فكرة ويبحث على الأدلة التي تدعم فكرته.</p> <p>* توفير بعض الفيديوهات عن الجملة الاسمية.</p> <p>* تدريب الطالب بالمنزل على التمييز بين الناء المربوطة والهاء ، واللام الشمسية والقمرية</p> <p>يمكن لولي الأمر الدخول من خلال الرابط المرفق لموقع قناة اللغة العربية والتربية الإسلامية الخاص بمدرسة ونشستر ومتابعة التسجيلات الخاصة بالدروس ومشاركتها مع التلميذ وتدوين ما تعلمه في دفتره المدرسي.</p>	<p style="text-align: center;">قصة مثلث و دائرة منصة أقرأ بالعربية قناة اللغة العربية والتربية الإسلامية بمدرسة ونشستر</p>
<p style="text-align: center;">Arabic for Non -Arabs</p>	<p style="text-align: center;">(الطعام الصحي Healthy food, Unhealthy food وغير الصحي)</p> <p>-To create sentences about healthy food and unhealthy food.</p> <p>- To describe his favorite food using the correct adjectives.</p> <p>- To conjugate the new verbs with the pronouns in sentences.</p>	<p>In every lesson, we provide the students with new words With their meanings to help your child memorize and use in sentences of his/her own.</p> <p>-Ask your child to speak about his his/her food.</p> <p>-Ask your child to describe the food in his school.</p> <p>- Go through the links on the Arabic YouTube channel so that you can help your child learn more at home about the topic.</p>	<p style="text-align: center;">The most common Adjectives in Arabic Food in Arabic Fruits in Arabic</p> <p style="text-align: center;">Learn Arabic vegetables</p> <p style="text-align: center;">I Read Arabic Arabic and Islamic YouTube Channel</p>

	<ul style="list-style-type: none"> - To create a simple paragraph about food. - To compare between healthy food and unhealthy food. 		
Islamic for Arabs	<p>سورة الشمس أن يوضح الطالب المعنى الإجمالي للسورة أن يشرح الطالب قصة قوم ثمود من أخلاق المسلم أن يحلل الطالب صور أخلاق المسلم أن يعدد الطالب فضل حسن الخلق الصلاة على النبي أن يوضح الطالب مفهوم الصلاة على النبي أن يدلل الطالب على فضل الصلاة على النبي</p>	<p>يساعد ولي الأمر التلميذ من خلال:</p> <p>حثه على الصلاة . حثه على التحلي بالأخلاق الحسنة . توفير فيديوهات عن حسن الخلق.</p> <p>يمكن لولي الأمر الدخول من خلال الرابط المرفق لموقع قناة اللغة العربية والتربية الإسلامية الخاص بمدرسة ونشستر ومتابعة التسجيلات الخاصة بالدروس ومشاركتها مع التلميذ وتدوين ما تعلمه في دفتره المدرسي.</p>	<p><u>سورة الشمس</u></p> <p><u>الأخلاق الحميدة</u></p> <p><u>قناة اللغة العربية والتربية الإسلامية بمدرسة ونشستر</u></p>
Islamic for Non- Arabs	<p>Lesson 1: Surat ul Qadr To explain the overall meaning of the surah. To infer the virtues of the night of Qadr Lesson 2: Fasting Ramadan To explain the concept of obligatory and voluntary fasting To conclude the virtues and benefits of fasting To infer the rewards of fasting in Islam Lesson 3: Be beneficial To explain the hadith of the lesson To conclude the ways to be beneficial when dealing with others.</p>	<p>Encourage your child to memorize Surat ul Qadr with the meaning of the verses.</p> <ul style="list-style-type: none"> - Talk to your child about the value and virtues of the Night of Qadr and the main deeds the Muslim should do on this night. - Share with your child the conditions of fasting and its nullifiers. - Encourage him to apply the good deeds and manners always and mainly in Ramadan -Share the hadith of the lesson and let your child memorize it. - Encourage him or her to draw a mind map showing different ways to benefit others. <p>Go through the links on the Arabic YouTube channel so that you can help your child learn more at home about the topic.</p>	<p><u>Surah Al- Qadr (The Power) what is Ramadan?</u></p> <p><u>Let's Be Helpful</u></p> <p><u>Good Deeds Song</u></p> <p><u>Arabic and Islamic YouTube Channel</u></p>
ICT	<p>Algorithm- Scratch junior To develop an understanding of Algorithm through scratch junior and program a character.</p>	<p>TALK to your child about what algorithms are; how they are implemented as programs on digital devices like scratch junior.</p> <p>ENCOURAGE your child to explore and understand that programs execute by following precise and unambiguous instructions.</p>	<p><u>https://www.youtube.com/watch?v=SdJ1lq5pvu4</u></p> <p><u>https://www.youtube.com/watch?v=EPYXwpzVqfk</u></p>

		<p>Explore, Research and SHARE information explaining that an algorithm is a set of instructions. Encourage your child to program a character following the instructions on scratch. Challenge them to choose different blocks and different algorithm for programming.</p>	<p>https://www.youtube.com/watch?v=s6XvwEH0xpg</p>
<p>Physical Education</p>	<p><u>Karate workout:</u> During karate workout the focus is on to develop the offensive and defensive movements of the game.</p> <p><u>Fun activities:</u> During fun activities the focus is on to develop the full body workout.</p> <p><u>Kick boxing:</u> During kick boxing the focus is to learn the kicking and punching skills.</p>	<p><u>Talk and Encourage the children to do the following:</u></p> <ul style="list-style-type: none"> • Kicking • Arm movements • Side lunges • Feet movements <p><u>Talk and Encourage the children to do the following:</u></p> <p>Different body movements:</p> <ol style="list-style-type: none"> 1. Galloping 2. hopping 3. Jumping 4. Alternate arm rotations. <p><u>Talk and Encourage the children to do the following:</u></p> <ol style="list-style-type: none"> 1. Kicking 2. Punching 3. Defensive moves 4. Footwork 	<p><u>Useful sites:</u></p> <p>www.pecentral.org</p> <p>https://www.youtube.com/channel/UCSf1OJP7WR49-r0VXtBaCSA</p> <p>www.pecentral.org</p> <p>https://www.youtube.com/channel/UCMEVZK5J38upc4XiRO3sqWQ</p> <p>www.pecentral.org</p>

			https://www.youtube.com/channel/UCSf1OJP7WR49-r0VXtBaCSA
Music Year01 (Kiko)	Improving children's confidence and musicality through singing actions songs.	<ul style="list-style-type: none"> • Let the children sing action songs at home. • Ask the child to perform the songs we learned in school. • Help the child choose which other songs they know aside from the songs taught in school and let them invent their own singing actions. 	https://www.youtube.com/watch?v=di8Fq2zzaWU https://www.youtube.com/watch?v=79DijltQXMM&list=PLOba6OKTJnLbDvwBBEwO1EaVsilCn8Svw