
















The Winchester School

Family Learning Newsletter (FS 1) – December 2021



Area of learning	Focus	Home activities/How can you help your child at home	Useful website
<p>Prime Area Personal, Social and Emotional Development</p>	<p><u>Understanding Emotions</u> Is more able to recognise the impact of their choices and behaviours/actions on others and knows that some actions and words can hurt others' feelings.</p>	<p>Talk and share with your child about different emotions/feelings that can be expressed. Encourage and help your child to recognise when their actions hurt others. Do not expect children to say sorry before they have a real understanding of what this means. Instead help them to suggest solutions to a conflict when they are emotionally ready. Use Persona Dolls to help your child consider feelings, ways to help others feel better, and ways to manage conflicting opinions, be fair and get on with each other. Engage in role play or imaginary play scenarios with your child to help them understand the result of their behaviours, actions and words.</p>	 <p>Problem solving approach</p>  <p>Persona dolls</p>
<p>Communication and Language</p>	<p><u>Listening and Attention:</u> Is able to follow directions (if not intently focused).</p> <p><u>Speaking:</u> Uses talk in pretending that objects stand for something else in play, e.g, This box is my castle.</p>	<p>Encourage your child to listen by first using their name, asking him/her to look towards you and then signal a change of conversation, e.g. <i>Now we are going to talk about/do an activity...</i> Minimize any distractions before giving directions to your child. Give directions one by one in a calm, gentle and even tone. Use visual cues like pointing or demonstrating.</p> <p>Encourage your child to act out familiar stories in their play by providing them small world toys or puppets. Expand on what the child says by repeating it and adding a few more words, helping your child to use sentences and build up vocabulary. Pretend play is one of the best ways to build language in young children. Show the interest in the words your child uses to communicate and describe their experiences.</p>	 <p>Following directions</p>  <p>Following directions song</p> <p>The Importance of Pretend Play/Role-play</p>
<p>Physical Development</p>	<p><u>Moving and Handling</u></p>	<p>Encourage your child to create lines and circles when they are busy playing in sand at the beach/ play area or swimming in the</p>	

	<p>Creates lines and circles pivoting from the shoulder and elbow.</p>	<p>pool or using ribbon wand to make big movements. Sing action songs while doing these gross motor movements to make it interesting for the child. You can make simple ribbon wands at home along with your child.</p>	<p>Round and Round We Go! - Activity</p>  <p>Make your own ribbon wand</p>
<p>Specific Area Literacy</p>	<p>Reading Looks at and enjoys print and digital books independently.</p> <p>Writing Imitates adults' writing by making continuous lines of shapes and symbols (early writing) from left to right.</p>	<p>Encourage your child to handle books/ipad with care – how to hold the book upright, look at the cover page, turn one page at a time and how to close the book and keep it back on the book shelf, how to switch on the ipad and how to increase or decrease the volume of the ipad. Read books with them everyday to help them enjoy the reading and books. Provide books with photographs which your child can read on his own.</p> <p>Talk about their drawings or any marks they have made. Always appreciate and praise for what work or drawing they have done, even if it doesn't represent what they say. Include opportunities to talk and write with a purpose like making a list to do shopping or a greeting card for a family member or friend. Let your child make his/her own shopping list by making marks or symbols. Encourage them to tell what they have written. Think out loud or talk through what you are doing when writing or typing on screen.</p> <p>To arouse interest in early writing, provide your child with different mark-making tools such as sand tray, thick crayons, paint brushes, gel bags, black board and chalk, white board and markers, post its, coloured paper etc.</p>	<p>How to properly take care of books</p>   

<p>Mathematics</p>	<p><u>Spatial Awareness</u> Predicts, moves and rotates objects to fit the space or create the shape they would like.</p>	<p>Provide your child with a range of inset and jigsaw puzzles of increasing complexity for children to choose. Encourage your child to observe the shape of the pieces and the space when fitting pieces into inset puzzles. Demonstrate 'hovering' jigsaw pieces to check if they will fit. Support your child in problem solving while they build rail tracks, road layouts, bridges, enclosures using blocks, lego, crayons, popsicles, straws, bendy wires etc.</p>	 <p>Online Free Puzzles Kids Online Puzzle</p>
<p>Understanding the World</p>	<p><u>Technology</u> Shows an interest in technological toys with knobs or pulleys, real objects such as cameras and touch screen devices such as mobile phones and tablets.</p>	<p>Encourage your child to develop skills as they become familiar with simple equipment at home like twisting or turning a knob, winding toys, playing the TV with the help of the remote, operating the tablets, ipad, camera or mobile phones. Provide them toys which have buttons to press, knobs to rotate, strings to pull and encourage them to operate them.</p>	
<p>Expressive Art and Design</p>	<p><u>Creating with materials:</u> Sings familiar songs, e.g pop songs, songs from TV programmes, rhymes, songs from home.</p> <p><u>Being Imaginative and Expressive:</u> Uses available resources to create props to support role-play</p> <p><u>Music and Movement</u></p>	<p>Share nursery rhymes and encourage your child to join in. e.g. Incy wincy spider, Twinkle Twinkle little star, Baa baa black sheep, London bridge, Mary had a little lamb, etc. Talk about their favourite songs, songs in the language you use at home, songs from their favourite cartoon programme, new rhymes your child has picked up from school. Share your favourite songs with your child. Sing together sometimes joining them with actions.</p> <p>Encourage them to make different props like models of famous buildings of UAE like Burj Khalifa, Burj Al Arab and Grand Mosque and symbols of UAE like National Flag, Emblem, national tree, animal and bird using sustainable materials. They can also make props for their favourite rhyme. Talk and share ideas with your child and what resources will be required to make the props. Encourage your child to use/play with different materials to enhance their creativity.</p> <p>Introduce children to a wide range of musical instruments which</p>	 <p>Nursery rhymes</p> <p>Fun role playing ideas for kids</p>  <p>Move to the sound</p>

	Describes the sound of instruments eg scratchy sound, soft sound.	can be played in different ways like by banging, shaking, strumming, blowing. Encourage your child to explore the musical instruments by creating sounds and identifying which one is loud, scratchy, soft, quiet, high, low. Talk to your child to describe the sound of the instrument in his/her own words while introducing the vocabulary.	
	<u>Coming up events:</u> Commemoration Day (Holiday) National Day (Holiday) PTM (Non-instructional day) Winter Break Term 2 begins	Wednesday, 1 st December 2021 Thursday, 2 nd December 2021 Wednesday, 8 th December 2021 Sunday, 12 th December to Thursday, 30 th December 2021 Sunday, 2 nd January 2022	