




The Winchester School

Year 3 Family Learning Newsletter **December 2021**

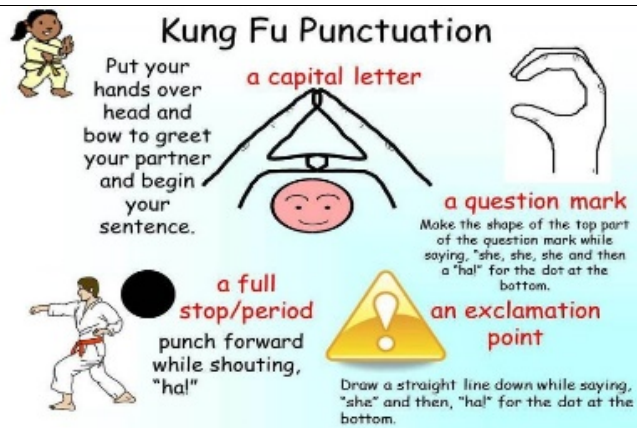



Area of learning	Focus	Activities	Useful Websites/Apps
Literacy	<p><u>Topic identified based on term 1 gap:</u></p> <p>Spellings:</p> <p>Use of prefix or suffix</p> <ul style="list-style-type: none">To spell words with prefix and suffix. <p>Grammar:</p> <ul style="list-style-type: none"><u>Verbs-The Simple Past Tense</u> To use sentences in the Past tense Irregular verbs. <p><u>Adjectives</u> To use descriptive language.</p> <p><u>Punctuation Marks</u> Full stop, Question mark, comma, exclamation mark, quotation marks and Capital letter.</p>	<p>Talk to your child about the use of root words, suffixes, prefixes and their meanings.</p> <p>Discuss the rules for different spellings and identify the root words after the suffix is added.</p> <p>Encourage your child to find the root word and the suffix or the prefix.</p> <p>Make a list of all the words you find in a text that has a suffix. Your child can then try to frame sentences with each word.</p> <p>Tell your child to follow a set of actions.</p> <p>Can your child tell what an action is called in Grammar?</p> <p>Encourage your child to build a word wall of actions in the Present and the Past tense.</p> <p>Discuss verbs that are called irregular and do not follow the set rules of verb forms. Example: awake- awoke begin-began build- built</p>	<p>Prefix-Root word-Suffix</p> <p>Prefix-Suffix</p> <p>The Past Tense</p>



The Winchester School

Year 3 Family Learning Newsletter **December 2021**



Speak to your child about describing words

An adjective is a word that describes a person, animal, thing or thought. An adjective includes words that describe how something looks like, feels, tastes or smells.

Encourage your child to describe something in the room while you guess what that object is. Take turns describing objects, people or animals.

Ask your child to read a story to you.

Encourage your child to action out the punctuation marks in the story with Kung Fu punctuation.

When your child completes a piece of writing, let your child circle the punctuation marks with colour.

[adjectives](#)


[Adjective Song](#)


[Punctuation quiz](#)



The Winchester School

Year 3 Family Learning Newsletter **December 2021**




<p>Math</p> <p>Number- Addition and Subtraction</p>	<p><u>Topic identified based on Term 1 Gap:</u> Subtraction- Inverse Operation:</p> <p>To subtract two digit and three-digit numbers.</p> <p>To solve inverse operations using subtraction sign.</p>	<p>Talk to your child about subtracting numbers mentally. E.g: $500-200= 300$ and $356-100= 256$</p> <p>Share with your child the importance of using inverse operations as it helps in finding the missing numbers. E.g. $600+ \underline{\hspace{1cm}} = 800$</p> <p>Inverse also help us to check the calculation accurately.</p> <p>Ron wants to check this addition calculation.</p> <div style="border: 1px solid black; padding: 10px; width: fit-content; margin: 10px auto;"> $320 + 719 = 1,039$ </div> <p>Circle the subtractions that can be used to check Ron's addition.</p> <div style="display: flex; justify-content: space-around; margin-top: 20px;"> <div style="text-align: center;"> $1,039 - 719$ $719 - 320$ </div> <div style="text-align: center;"> $320 - 1,039$ $1,039 - 320$ </div> </div>	<p><u>Subtraction Game</u></p>  <p><u>Inverse Operations Activities</u></p> <div style="border: 1px solid black; padding: 10px; margin-top: 10px;"> <p>Missing numbers</p> <p>Fill in the missing numbers. Use the inverse to check your answers. Show your workings in the box below.</p> <div style="display: flex; justify-content: space-around; margin-top: 10px;"> $390 + \boxed{\hspace{1cm}} = 990$ $\boxed{\hspace{1cm}} + 20 = 115$ </div> </div>
---	--	---	---



The Winchester School

Year 3 Family Learning Newsletter **December 2021**




<p>Measurement - Mass</p>	<p>To solve word problems involving real life weights.</p> <p>To attempt one step and two step word problems.</p>	<p>Talk to your child about the relationship between kilograms and grams and their use in daily life.</p> <p>Share items such as fruits, vegetables and pasta and let your child weigh. Have him/her hold an object in the hand and guess how much it might weight before putting it on the scale. Examples: How much two apples will weight as opposed to one apple, or how much a cup of cooked pasta will weight as opposed to dry pasta.</p> <div data-bbox="1003 754 1545 1259" data-label="Image"> </div> <p>1 ton= 1000 Kg</p> <p>Challenge your kids with such real-life situations.</p>	<p><u>Mass Word problem</u></p> <div data-bbox="1724 335 2027 561" data-label="Image"> </div> <p><u>Measure the Water Melons</u></p> <div data-bbox="1729 743 2110 1085" data-label="Image"> </div>
---	---	---	---



The Winchester School

Year 3 Family Learning Newsletter **December 2021**



Use RUCSAC to solve word problems:

	Read	Read the question carefully
	Underline	Underline the keywords and numbers
	Choose	Choose the correct operation(s) and a mental or written method of calculation.
	Solve	Solve it! Make sure you follow the steps.
	Answer	Check that you've answered the question. What did you need to find out in the first place?
	Check	Check your answer. Use another method or checking technique (was it close to your estimate?)

The baker has three dozen eggs that weigh 600g each. He also has 250g of flour and 955g of melted butter. What is the total mass of his ingredients?



Challenge 1: Convert your answer to grams only.

Challenge 2: Convert your answer to kilograms only.

Challenge 3: Order the masses in descending order.






Science	<u>Revision on Light & Shadow</u>		
	To revisit the concepts of Light and Shadow:	To recap on the three different types of shadows and the objects that decide their nature.	Light and Shadow
			&
			Keeping Healthy
	<u>Recap on Keeping Healthy</u>		
	To recollect the terms and facts on staying healthy and having a balanced diet.	<p>Engage them by showing different objects that will enable them to learn the various light sources.</p> <p>And to differentiate between the three types of objects and their shadow formations.</p>	
		<p>Encourage the children to taste the food varieties kept in a plate/lunchbox as per their nutrition values.</p>	
		<p>Motivate the child to consume these food types by involving them to study its effect on their body. A quiz on matching these names will assist the child to associate the food groups to its types and hence its importance.</p>	



The Winchester School

Year 3 Family Learning Newsletter **December 2021**



Quiz the child on the definite routine habits that they need to follow by reminding them about their body parts

with their personal hygiene to it.

Participate in an exercising activity with your child so that they understand and recollect the importance of how the body movements are either directly or indirectly connected to the mind on a day to day basis. This understanding will boost their physical energy and their mental confidence.

[Light and Shadow - Quiz \(wordwall.net\)](#)

[Shadow changes worksheet \(liveworksheets.com\)](#)


[Eating habits 2 worksheet \(liveworksheets.com\)](#)

[Nutrients in food and healthy habits worksheet \(liveworksheets.com\)](#)

[Healthy habits](#)

[Easy and simple exercises](#)






<p>Humanities</p> <p>Geography -</p> <p>Our changing Nation</p>	<ul style="list-style-type: none"> To describe and understand how the UK has changed over time. To identify similarities and differences between my daily routine and that of a child from another historical period. 	<p>Share with your child names of some areas of high ground in the United Kingdom.</p> <p>Encourage your child to research the hills and mountains of the United Kingdom.</p> <p>Talk about the mountain ranges and the highest peaks in each of the four countries of the United Kingdom.</p>	<p>Explore UK</p> <p>UK Mountains</p> <p>(The video is not available in the UAE but you can read the content and look at the slides.)</p>
<p>History –</p> <p>Iron age</p>	<p>To explore why the discovery of iron was a significant change.</p> 	<p>Talk to your child about the discovery of iron and how it changed the lives of people in the Bronze Age.</p> <p>Share with your child pictures and information about the Iron Age and its significance.</p> <p>Encourage your child to research the Iron Age and what we can learn about the homes and livelihood of the people during that age.</p>	<p>Iron Age Facts for Kids - Kiddle encyclopedia</p> <p>Iron Age</p>



The Winchester School

Year 3 Family Learning Newsletter **December 2021**




<p>UAE Social Studies</p> <p>UAE Heritage project</p>	<p>UAE Heritage Project</p> <ul style="list-style-type: none"> To explore the heritage of the UAE – traditional Emirati sports and games 	<p>UAE Heritage project</p> <p>Talk with your child about the traditional sports and games of your country and the ones you played as a child.</p> <p>Share with your child information and pictures of traditional Emirati sports and games.</p> <p>Encourage your child to research the traditional sports and games of the UAE. Compare and contrast them to the ones you play today.</p>	<p><u>Traditional Emirati sports</u></p> <p>Key Vocabulary:</p> <p><u>UAE Heritage Project:</u> heritage, traditional, endurance</p>
<p>Moral Education</p>	<p>Being Healthy and Staying well</p> <ol style="list-style-type: none"> Proper food and good health. Sports and a Healthy body. Understanding other people's feeling. 	<p>Talk to your child about the importance of eating healthy and staying well as well as the importance of various sports for a healthy body.</p> <p>Share recipes that are wholesome and have nutrients.</p> <p>Provide opportunities for your child to share his/her feelings through play.</p> <p>Read a story together and ask your child what he/she feels for the character.</p> <p>Encourage your child to do an interactive quiz - 6 Basic Nutrients And 5 Food Groups! Trivia Quiz - ProProfs Quiz</p>	<p>Healthy Eating</p> <p>https://youtu.be/mMHVEFWNLmc</p> <p>https://youtu.be/21s8-SMOSTY</p> <p>https://youtu.be/vADtodHhfkU</p> 



The Winchester School

Year 3 Family Learning Newsletter **December 2021**




<p>ICT</p> <p>Revision of topics:</p>	<p>Word Processor - Microsoft WORD Document To revise all the WORD formatting features, used to create a perfect Poster.</p> <p>To explore all the features of MS Word.</p> <p>Digital Citizenship</p> <p>Who is in your Online Community?</p> <p>How are we all part of an online community?</p> <p>Compare and contrast how they are connected to different people and places, in person and on the internet.</p> <p>Demonstrate how people can connect on</p> <ul style="list-style-type: none"> the internet. 	<p>Support your child to research on a topic, to collect images, insert the pictures and use wrap text.</p> <p>Design an advertisement flyer or poster by inserting the textboxes.</p> <p>We are all connected on the internet! By learning the Rings of Responsibility, help your child to explore how the internet connects us to people in our community and throughout the world.</p> <p>Help your child think critically about the different ways they connect with others, both in person and online.</p> <p>Activity:</p> <p>Check out the music video featuring our favorite digital citizenship friends! Watch it together (turn on captions so you can see the lyrics), and sing along! https://www.commonsense.org/education/videos/we-the-digital-citizens</p> <p>Now talk about this together: Discussion</p> <ol style="list-style-type: none"> 1. What was your favorite part of the song? Why? 2. What rules do we have about using apps and going online? What sites are OK to use? 	<p>https://edu.gcfglobal.org/en/topics/word/</p> <p>https://d1pmarobgdhgix.cloudfront.net/digitalcitizenship/My_Online_Neighborhood_2020_Update_Site.mp4</p> <p>https://www.commonsense.org/education/videos/pause-think-online</p> <p>What are the time limits? Make a list of safe sites and apps and your rules to put in a place where your whole family can see it!</p>
---	--	---	---



The Winchester School

Year 3 Family Learning Newsletter **December 2021**




Music Year03 (Joyson)	<p>Improving child's confidence and musicality through music letter names reading for beginners.</p> <p>We explore the music notes in a specific song "twinkle twinkle". So that they are able to play in the recorder</p>	<ul style="list-style-type: none"> Let the child understand the music note and the finger position on the recorder. Ask the child to perform it with the beat. Below mentioned link is for the beats. 80 BPM - Simple Straight Beat - Drum Track - YouTube 	Twinkle Twinkle Little Star (D Major) - Recorder Tutorial EASY Song - YouTube
Music Year03 (Sunil)	<p>Revision of "Mary had a little lamb " and "I love you song " Sight reading and rhythm making</p>	<ul style="list-style-type: none"> Let the child practice at home, even though there will be squeaking. Be an audience. But better also check if the child is holding the recorder properly. 	
Music Year03 (Kiko)	<ul style="list-style-type: none"> Improving children's confidence and musicality through singing actions songs and chanting rhymes. Improving on listening skills and recalling. Playing with a recorder Reading Notes 	<ul style="list-style-type: none"> Encourage the child sing action songs at home. Ask the child to perform the songs we learned in school. Help the child choose which other songs they know aside from the songs taught in school and let them invent their own singing actions. Encourage your child to practice the recorder at home 	https://www.timeout.com/new-york-kids/music/best-kids-songs https://www.youtube.com/watch?v=yNzwF04WC0A



The Winchester School

Year 3 Family Learning Newsletter **December 2021**




<p>Arabic for Arabs</p>	<p>* هل تحلم الحيوانات</p> <ul style="list-style-type: none"> - أن يتعرف المفردات الجديدة في النص المعلوماتي . - أن يقرأ النص قراءة سليمة خالية من الأخطاء - أن ينشئ جملاً اسمية بسيطة (المبتدأ – الخبر) . - أن يطرح المتعلم أسئلة عن الفكرة الرئيسة والفكر الفرعية في النص مبدئياً رأيته في المضمون. 	<p>يستطيع السيد ولي الأمر أن يساعد الطالب عن طريق:</p> <p>مساعدة الطالب في تفسير معاني وكلمات نص " هل تحلم الحيوانات " ووضعها في جمل.</p> <p>مساعدة الطالب على استخدام الكلمات الجديدة في تعبيراته داخل المنزل.</p> <p>مساعدة الطالب في الربط بين خبراته ومعلوماته السابقة وبين ما يتعرفه من معلومات جديدة.</p> <p>حث الطالب على التحدث موظفا الجملة الاسمية والجملة الفعلية .</p> <p>مساعدة التلميذ في وصف شخصيات القصة وتحليلها .</p> <p>يمكن لولي الأمر الدخول من خلال الرابط المرفق لموقع قناة اللغة العربية والتربية الإسلامية الخاص بمدرسة ونشستر ومتابعة التسجيلات الخاصة بالدروس ومشاركتها مع التلميذ وتدوين ما تعلمه في دفتره المدرسي.</p>	<p>منصة أقرأ بالعربية</p> <p>قناة اللغة العربية والتربية الإسلامية</p> <p>بمدرسة ونشستر</p>
<p>Arabic for Non-Arabs</p>	<p>THE FAMILY</p> <ul style="list-style-type: none"> - To create sentences about the family. - To describe the family food and hobbies. - To create a telegram correctly. - To create tweets about family correctly. - To compare between the family members. - To express opinion about family members. 	<p>In every new lesson, we provide new words with meanings.</p> <p>Help your child to memorize them and use them in sentences on his/her own.</p> <ul style="list-style-type: none"> - Help your child to link between the picture and the word. - Ask your child to draw things seen at home. - Talk to your son about the family. <p>Go through the links on the Arabic and Islamic YouTube channel so that you can help your child learn more at home about the topic.</p>	<p>Drinks in Arabic</p> <p>ARABIC COLOURS</p> <p>Family members in Arabic</p> <p>I Read Arabic</p> <p>Arabic and Islamic YouTube Channel</p>



The Winchester School

Year 3 Family Learning Newsletter **December 2021**




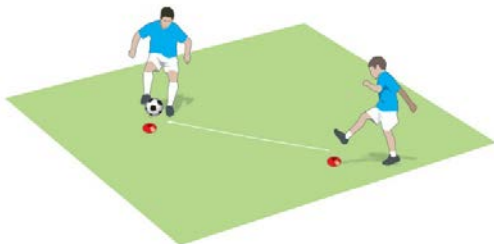
<p>Islamic for Arabs</p>	<p>سورة التين</p> <p>أن يشرح التلميذ المعنى الإجمالي للآيات الكريمة. أن يستنتج التلميذ نعم الله على الإنسان من خلال الآيات الكريمة. أن يفرق التلميذ بين الشقي والتقي يوم القيامة.</p>	<p>حث التلميذ على تعلم السورة من خلال المصحف المعلم. تشجيع على فعل الخير الذي يقوده للجنة. يمكن لولي الأمر الدخول من خلال الرابط المرفق لموقع قناة اللغة العربية والتربية الإسلامية الخاص بمدرسة ونشستر ومتابعة التسجيلات الخاصة بالدروس ومشاركتها مع التلميذ وتدوين ما تعلمه في دفتره المدرسي.</p>	<p><u>سورة التين</u> <u>قناة اللغة العربية والتربية الإسلامية بمدرسة ونشستر</u></p>
<p>Islamic for Non-Arabs</p>	<p>(Honoring Parents)</p> <p>To explain the importance of honoring parents.</p> <p>To clarify the benefits of honoring parents in Islam.</p>	<p>Talk to your child about honoring parents and why it is important.</p> <p>Ask your child to follow the etiquette of recitation.</p> <p>Encourage your son\daughter to learn Surah- Al-Alaq.</p> <p>Encourage your son/daughter to learn the dua taught in class.</p> <p>Go through the links on the Arabic and Islamic YouTube channel so that you can help your child learn more at home about the topic.</p>	<p><u>Being Dutiful & Kind to our Parents</u> <u>Arabic and Islamic YouTube Channel</u></p>



The Winchester School

Year 3 Family Learning Newsletter **December 2021**





AREA OF LEARNING	FOCUS	HOME ACTIVITIES/HOW CAN YOU HELP YOUR CHILD AT HOME	USEFUL WEBSITES
Physical Education Activity -1	<p><u>Soccer – Passing & receiving</u></p>  <p>The aim of this skill is able to Pass and Receive the ball in playing situation</p>	<p><u>Talk and Encourage the children to do the following:</u></p> <p><u>Proper warm up</u></p> <ul style="list-style-type: none"> • Hip rotation • Arm rotations • Slow jogging on the spot • Alternate toe touch <p>Passing & Receiving. Follow the link <u>Cooldown</u></p>	<p><u>Useful sites:</u></p> <p>Link1:</p> <p>https://www.youtube.com/watch?v=Z2Es_o-Rmh8</p>



The Winchester School

Year 3 Family Learning Newsletter **December 2021**





<p>Activity -2</p>	<p><u>Soccer – Dribbling</u></p>  <p><small>shutterstock.com · 1543481927</small></p> <p>The aim of this Soccer lesson plan is to understand the importance of successful Dribbling & Able to travel with the ball in playing situation</p>	<p><u>Talk and Encourage the children to do the following:</u></p> <p><u>Proper warm up</u></p> <ul style="list-style-type: none"> • Tuck jump • Depth jump • Star jump • Broad jump • Jumping jacks • Follow the link for dribbling <p><u>Cool down</u></p>	<p>Link1:</p> <p>https://www.youtube.com/watch?v=Sdv6Y1tqE4U</p> <p>https://www.youtube.com/watch?v=movQZS-VY9I</p>
--------------------	--	--	---



The Winchester School

Year 3 Family Learning Newsletter **December 2021**






Activity -3	<p><u>Soccer- Kicking skill</u></p>  <p>Teaching and learning in Soccer, Students will be able to demonstrate kicking techniques and transfer these in to game situations</p>	<p><u>Talk and Encourage the children to do the following:</u></p> <p><u>Proper warm up</u></p> <ul style="list-style-type: none"> • On the spot run • Shuttle run • Star jump • Broad jump • Jumping jacks <p>• Follow the link for Kicking skills</p> <p><u>Cool down</u></p>	<p>Link 1</p> <p>https://www.youtube.com/watch?v=F4WXCLOQH2E</p> <p>Linck 2</p> <p>https://www.youtube.com/watch?v=PQjoSNaFf5c</p>
-------------	--	--	--



The Winchester School

Year 3 Family Learning Newsletter **December 2021**



<p>Activity -4</p>	<p><u>Soccer – Team game</u></p> <p>Teaching and learning in soccer able to understand how to coordinate with team mates in playing situation.</p>  	<p><u>Talk and Encourage the children to do the following:</u></p> <p><u>Proper warm up</u></p> <ul style="list-style-type: none"> • Plank Pose • Side Plank • One Leg Stiff-Legged Deadlifts • High Lunge • Tuck Crunches • Curtsy Squat <p>Follow the link for Team game and movement</p> <p><u>Cooldown</u></p>	<p>Link 1:</p> <p>https://www.youtube.com/watch?v=WkhhbInv1MeE</p>
--------------------	--	---	---