





The Winchester School

Family Learning Newsletter-Year 5-December 2021



Area of learning	Focus	Home activities/How can you help your child at home	Useful website
Literacy	<p>Revision and Gap Analysis</p> <p>Newspaper Report</p> <p>Learning Objectives:</p> <ul style="list-style-type: none"> To explore the features of newspaper report. To apply the features and scribe a newspaper report. 	<p>Discuss The latest events and achievements in the field of sports, academics that have occurred during the past month in the GEMS Winchester School, Jebel Ali.</p> <p>Together explore the features of newspaper report and analyse the use of facts and opinions in your reports.</p> <p>Scribe a newspaper report from any one of the following categories using all the key features and structure. Important events that took place in school in the month of November or Dubai fitness challenge 30x30 endorsed by the Winchester Family.</p> <div data-bbox="864 1013 1487 1412" style="border: 1px solid black; padding: 10px; margin: 10px auto; width: fit-content;"> <p style="text-align: center;">Features of a Newspaper Report</p> <p>The main purpose of a newspaper report is to give the reader information about an event that has happened.</p> <p style="text-align: center;">Below are some of the main features you should use when writing your own newspaper report.</p> <div style="display: flex; justify-content: space-between;"> <div style="width: 30%;"> <p>Headline</p> <p>This is the title of the newspaper report. It should be short but snappy, clear and specific, telling the reader what the story is about, and be interesting enough to encourage them to carry on reading the report.</p> </div> <div style="width: 30%;"> <p>Third Person & Past Tense</p> <p>In a newspaper report, you are writing about other people, not yourself. You need to write in the third person and use pronouns such as 'he', 'she', or 'they'.</p> <p>The event that you are writing about has already happened, so you need to make sure you write consistently in the past tense.</p> </div> <div style="width: 30%;"> <p>Introduction</p> <p>In the opening paragraph, you need to give as much information about the 'where, when, who, why and how' of the story as you can. This helps the reader understand what the report will be about, and sets the scene for them.</p> </div> </div> <div style="display: flex; justify-content: space-between; margin-top: 10px;"> <div style="width: 30%;"> <p>Main paragraphs</p> <p>In the main paragraphs of the report, you should give the full details of the event you are writing about. This will include facts, as well as opinions - you might want to include some quotations from people who witnessed the event.</p> </div> <div style="width: 30%;"> <p>Images & Captions</p> <p>Photographs, pictures or diagrams are often used alongside a report, to help the reader further understand the contents. A caption is written underneath - this is a short sentence that explains what the image is showing.</p> </div> <div style="width: 30%;"> <p>Conclusion</p> <p>The final paragraph should sum up all of the events in the main paragraphs. At the very end of the report, you need to include a 'by line' - this is the reporter's name - so, your!</p> </div> </div> </div>	<p>https://wordwall.net/resource/401488/english/newspaper-article-features</p> <p>https://wordwall.net/resource/15031452/english/features-of-a-newspaper-report</p> <p>(72) Elements of adventure stories - YouTube</p>



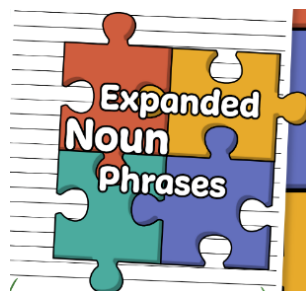
The Winchester School

Family Learning Newsletter-Year 5-December 2021

- **SPAG:** Extended Noun Phrase, Sentence Structure, Indirect and Direct Speech, Relative Clauses, Fronted Adverbials, Suffix and Prefix

Learning Objective:

- To review the features and application of the grammar concepts:



Practice the worksheets based on the topics mentioned below using the links given in the next column.

- **Expanded Noun Phrase**

An expanded noun phrase gives much more detail than a simple noun phrase.

Example-The hungry children ate the delicious sandwiches

- **Sentence Structure**

A **sentence** is a grammatical unit made up of one or more words. Every sentence begins with a capital letter and ends with a full stop or other punctuation mark.

Sentences can either be **simple, compound** or **complex**.

A **simple sentence** is a sentence that contains a single **independent clause** or a main clause that stands alone and makes grammatical sense. A simple sentence has only one subject and one predicate.

Example- Tom is hungry.

A **compound sentence** is made up of two independent clauses joined by a coordinating conjunction. (for, and, nor, but, or, yet, or so)

Example- Karen practiced her spellings so she got full marks in the test.

A **complex sentence** is made up of a main clause and one or more dependent clauses.

Example- The horse galloped after it jumped the fence.

- **Indirect and Direct Speech**

<https://www.youtube.com/watch?v=sdDBY2-Wmis>

[https://www.liveworksheets.com/worksheets/en/English as a Second Language \(ESL\)/Letter writing/Formal letters_pt845434vh](https://www.liveworksheets.com/worksheets/en/English+as+a+Second+Language+(ESL)/Letter+writing/Formal+letters_pt845434vh)

Useful sites for grammar:

Expanded Noun Phrase

https://englishlinx.com/nouns/noun_phrases/

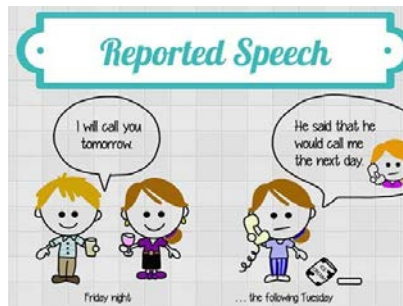

Sentence Structure

<https://www.k5learning.com/free-grammar-worksheets/fifth-grade-5/sentences/simple-compound-complex>



The Winchester School

Family Learning Newsletter-Year 5-December 2021



Using Direct Speech

Let's look carefully at the direct speech sentence.

What do you notice?

"I bid you farewell Earthlings!" shouted Iggy from his spaceship.

I bid you farewell Earthlings!

- The exact words of the speaker are enclosed in inverted commas (speech marks).
- In direct speech, the exact words of the speaker are quoted with no change to their content or order.
- The correct punctuation is used before the inverted commas close.
- There is often a reporting clause to explain who said the speech. Sometimes the reporting clause can be extended with an adverb, subordinate clause or prepositional phrase to explain more about how, where or when the speech was said. The reporting clause can appear before or after the spoken words themselves.

Using Indirect Speech

Now, let's take a look at the indirect (reported) speech sentence.

How is it different to the direct speech sentence?

From his spaceship, Iggy bid farewell to the Earthlings.


I bid you farewell Earthlings!

- In indirect speech, no inverted commas (speech marks) are used.
- The actual words of the speaker are often changed. The spoken words need to be in the correct tense, extra words may need to be added and pronouns may need to be changed (e.g. I → Iggy).
- There are no reporting clauses within indirect (reported) speech. However, an adverb or prepositional phrase to explain more about how, where or when the speech was said can be added if needed.

Indirect and Direct Speech

[https://www.liveworksheets.com/worksheets/en/English as a Second Language \(ESL\) /Reported speech/Reported speech iu80411hj](https://www.liveworksheets.com/worksheets/en/English+as+a+Second+Language+(ESL)/Reported+speech/Reported+speech+iu80411hj)

<https://www.englishgrammar.org/direct-indirect-speech-exercise-4/>



The Winchester School

Family Learning Newsletter-Year 5-December 2021

Relative Pronouns LEIF 14/12/21


- who** → It is used to refer to people
- which** → ...animals, objects, or ideas
- whose** → ...possession. A RP refers to a noun mentioned previously.
- that** → ...people, animals or objects
- where** → ...places. They can be used to join two sentences.
- when** → ...time

LEIF 14/12/21

Relative Clauses

are formed by joining 2 sentences. They provide information about a noun / name:

- "Peter is the student" + "He comes from Glasgow".
- "Peter is the **student WHO** comes from Glasgow"
- "The books are on the table" + "They are mine".
- "The **books WHICH** are on the table are mine".
- "I've just met Tom" + "Tom seems to be a nice guy". "I've just met **Tom, WHO** seems to be a nice guy"
- "I'd love to visit London" + "It is a beautiful city".
- "I'd love to visit **London, WHICH** is a beautiful city"



Prefixes

dis (opposite), re (again), un (not)

A prefix is added to the beginning of a word to make a new word.

Suffixes

ful (full of), less (without)

A suffix is added to the end of a word to make a new word.

Relative Clauses

A relative clause always starts with a relative pronoun.

Most common relative pronouns are **who, which, whom, whomever, whose, whoever, whichever and that.**

Relative Pronoun is a pronoun that connects a clause or phrase to the noun or pronoun. Most common relative pronouns are **who, which, whom, whomever, whose, whoever, whichever and that.**

Example-The boy **whom** you met last week is coming to visit later.

Fronted Adverbials

Fronted adverbials are the words or phrases at the beginning of the sentence to describe the action that follows.

Example- As fast as he could, Jack ran home from school.

Suffix and Prefix

A **prefix** is a letter or a group of letters that we add to the beginning of a word.

A **suffix** is a letter or group of letters added to the **end** of a word.

Relative Clauses

<https://en.islcollective.com/english-esl-worksheets/grammar/relative-clauses/relative-clauses/77243>

Fronted Adverbials

<https://www.liveworksheets.com/nx380029rf>


Suffix and Prefix













[https://www.liveworksheets.com/worksheets/en/English as a Second Language \(ESL\) /Prefixes and suffixes/Prefix%E2%80%98%2B7 suffix pi29572m](https://www.liveworksheets.com/worksheets/en/English+as+a+Second+Language+(ESL)/Prefixes+and+suffixes/Prefix%E2%80%98%2B7+suffix+pi29572m)



The Winchester School

Family Learning Newsletter-**Year 5-December 2021**




Area of learning	Focus	Home activities/How can you help your child at home	Useful website								
Numeracy	<p><u>Topics based on GAP analysis Term 1:</u></p> <p>To solve word problems based on addition, subtraction, multiplication and division.</p> <table border="1" style="width: 100%; text-align: center;"> <tr> <td style="width: 70%;">Addition</td> <td style="width: 30%;"></td> </tr> <tr> <td>Subtraction</td> <td></td> </tr> <tr> <td>Multiplication</td> <td></td> </tr> <tr> <td>Division</td> <td></td> </tr> </table> <p>Apply the formula and solve area-based problems</p>	Addition		Subtraction		Multiplication		Division		<p>Talk to the children that they need to read the word problem carefully to understand the meaning of it.</p> <p>Share with them that they need to identify the correct operation to solve the question.</p> <p>Encourage students to attempt many word problems involving addition, subtraction, multiplication and division.</p> <p>Talk to your children that area of Area of any 2D shape is the size of the region enclosed within it.</p> <p>Encourage them to explore that how area of different 2D shapes vary.</p> <p>Share with them that Area of different 2D shapes can be found out using different formulae</p>	<p>https://www.k5learning.com/worksheets/math/grade-5-word-problems-mixed-operations-a.pdf</p> <p>https://wordwall.net/resource/10055241/division-word-problems</p> <p>https://www.iknowit.com/lessons/c-word-problems-choose-the-operation-add-subtract.html</p> <p>https://www.youtube.com/watch?v=N_8srGGX0kk</p> <p>https://www.mathworksheets4kids.com/rectangle/area-word-problems/customary/area-l1-1.pdf</p> <p>https://www.mathworksheets4kids.com/rectangle/area-word-problems/customary/length-width-l1-1.pdf</p>
Addition											
Subtraction											
Multiplication											
Division											



The Winchester School

Family Learning Newsletter-Year 5-December 2021

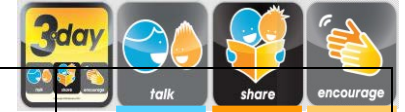


Area of learning	Focus	Home activities/How can you help your child at home	Useful websites
Science	<p data-bbox="360 531 528 563">Gap Analysis</p> <p data-bbox="360 722 640 754">Shadow Investigation</p> <p data-bbox="264 978 860 1129">Explain in terms of the rotation of the Earth. Why shadows change and the Sun appears to move across the sky during the course of the day.</p>	<p data-bbox="884 515 1626 587">Encourage: students to do an investigation on what time of the day is the shadow longest and shortest? Observe.</p> <p data-bbox="884 715 1632 786">Discuss and help them to predict and observe the length of shadows at different times of the day</p> <p data-bbox="884 970 1635 1042">Encourage To measure the length of shadow of an object throughout the day.</p> <p data-bbox="884 1233 1603 1265">Share Help them to draw graph and write a conclusion.</p>	 <p data-bbox="1659 890 2089 922">Investigating Shadows - YouTube</p> <p data-bbox="1659 1042 2128 1121">https://www.liveworksheets.com/xq2518310xg</p>



The Winchester School

Family Learning Newsletter-Year 5-December 2021



Useful Websites/Apps

Arabic for
Arabs

"قصة صوت المحبة"

أَنْ يُقَسِّرَ التَّلْمِيزَ الْمُفْرَدَاتِ الْجَدِيدَةَ مُوظَّفًا الْقَامُوسَ الْمُصَوِّرَ.
أَنْ يَفْسِرَ التَّلْمِيزَ الْكَلِمَاتِ وَالْعِبَارَاتِ الْمُسْتَحْدَمَةَ فِي النُّصُوصِ الْأَدْبِيَّةِ.
أَنْ يُحَدِّدَ التَّلْمِيزَ عَنَّا صِرَ الْقِصَّةِ الْفَسْتِيَّةِ: (الشَّخْصِيَّاتِ، وَالْمَكَانَ وَالزَّمَانَ الْعَاطِفَةَ .
أَنْ يُجِيبَ التَّلْمِيزَ عَنَّا سِئَلَةَ النَّصِّ وَيَطْرُحَ سِئَلَةً: (مَنْ - مَاذَا - مَتَى - أَيْنَ - لِمَاذَا -
كَيْفَ) مُظَهِّرًا فَهْمَهُ لِلنَّصِّ، مُبَدِّيًا رَأْيَهُ فِيهِ.

نشيد (كن بلسما)

أَنْ يُقَسِّرَ التَّلْمِيزَ الْمُفْرَدَاتِ الْجَدِيدَةَ مُوظَّفًا الْقَامُوسَ الْمُصَوِّرَ.
أَنْ يَشْرَحَ التَّلْمِيزَ الْمَعْنَى الْإِجْمَالِيَّ لِلنَّصِّ الْأَدْبِيَّةِ.
أَنْ يُقَسِّرَ التَّلْمِيزَ الْكَلِمَاتِ مُسْتَعِينًا بِمُرَادِفَاتِهَا وَأَضْدَادِهَا وَسِيَاقِهَا
أَنْ يُصَمِّمَ التَّلْمِيزَ بِطَاقَةَ تَعْرِيفِيَّةٍ عَنَّا الشَّاعِرِ

قراءة بعض القصص المتعلقة برنامج اقرأ بالعربية .
جمع صور تحمل أشكال المحبة بين المجتمعات
مشاهدة فيديو عن قصة .

تدريب المتعلم بالمنزل على بعض الكتابات الوصفية.
تشجيع المتعلم على كتابة فقرة مضمنا إياها جملة رئيسة،
وتفاصيل داعمة، وجملة خاتمة.
يحدد المتعلم بعض الأحداث مستخلصا مغزاها، معبرا عن رأيه
فيها .
يمكن لولي الأمر الدخول من خلال الرابط المرفق لموقع قناة
اللغة العربية والتربية الإسلامية الخاص بمدرسة ونشستر
ومتابعة التسجيلات الخاصة بالدروس ومشاركتها مع التلميذ
وتدوين ما تعلمه في دفتره المدرسي.

[منصة اقرأ بالعربية](#)
[قناة اللغة العربية والتربية الإسلامية بمدرسة ونشستر](#)

Arabic for
Non
Arabs

My area (منطقتي)

To describe some places in their area.

To analyse an article about their area.

To express the opinion in some places in different areas.

To describe favourite places using the exclamation style.

To create signs and tweets about different places

Encourage your child to use the topic vocabulary to practice writing about his favorite celebrity.

Encourage your child to memorize new vocabulary about the new topic (My area) the (dictionary).

Share videos with your child about some places to help him in comparing between them.

Go through the links on the Arabic and Islamic YouTube channel so that you can help your child learn more at home about the topic

[Places in Dubai](#)

[I Read Arabic](#)

[Arabic and Islamic YouTube Channel](#)



The Winchester School

Family Learning Newsletter-Year 5-December 2021





<p>Islamic for Arab</p>	<p>عام الحزن</p> <p>أن يوضح التلميذ دور السيدة خديجة في حياة الرسول صلى الله عليه وسلم.</p> <p>أن يوضح التلميذ أسباب تسمية هذا العام بعام الحزن</p>	<p>يساعد ولي الأمر التلميذ في</p> <p>حث التلميذ على الاقتداء بسنة الرسول- صلى الله عليه وسلم- في القول والفعل.</p> <p>التزام صفات المؤمن قولاً وفعلًا .</p> <p>حثه على الصبر على الصعوبات التي تعرض للمؤمن في الدنيا.</p> <p>يمكن لولي الأمر الدخول من خلال الرابط المرفق لموقع قناة اللغة العربية والتربية الإسلامية الخاص بمدرسة ونشستر ومتابعة التسجيلات الخاصة بالدروس ومشاركتها مع التلميذ وتدوين ما تعلمه في دفتره المدرسي.</p>	<p>عام الحزن</p> <p>قناة اللغة العربية والتربية الإسلامية بمدرسة ونشستر</p>
<p>Islamic for Non-Arab</p>	<p>The etiquette of riding means of transportation.</p> <p>To learn the supplication for riding from memory.</p> <p>To explain the etiquette of using means of transportation.</p> <p>To conclude the benefits of the etiquette of using means transportation.</p>	<p>Share with your child the supplication for riding.</p> <p>Talk with your child about the etiquette of using means of transportation.</p> <p>Go through the links on the Arabic and Islamic YouTube channel so that you can help your child learn more at home about the topic</p>	<p>Dua for Traveling By Car, Bus, Train...</p> <p>Arabic and Islamic YouTube Channel</p>



The Winchester School

Family Learning Newsletter-Year 5-December 2021



Area of learning	Focus	Home activities/How can you help your child at home	Useful website
<p>Humanities <u>HISTORY</u> Ancient Greece- a study of Greek life and achievements and their influence on the world</p>	<p>To explore the achievements of the ancient Greeks.</p>	<p>Talk about the art and architecture of Ancient Greece. Share with your child information about the city states of Ancient Greece- Athens and Sparta. Encourage your child to research the influence of Ancient Greece on the world.</p> 	<p>http://www.airpano.com/360photo/acropolis-athens-greece/ https://www.historyforkids.net/sparta.html https://www.ducksters.com/history/ancient_greece/sparta.php</p>
<p><u>UAE Social Studies</u> Climate Zones – Virtual Tour</p>	<p>To explore the climate zones.</p>	<p>Talk with your child about the different climate zones. Share with your child the 360 degree videos of climate zones. Encourage your child to distinguish between different climate zones.</p>	<p>https://www.youtube.com/watch?v=ncEj8rZaQs8 https://www.youtube.com/watch?v=em3tQoespWl https://thewildclassroom.com/biomes/desert/</p>



The Winchester School

Family Learning Newsletter-Year 5-December 2021





Area of learning	Focus	Activities	Useful websites
French	<p><u>Revision :</u></p> <p><u>Les mois</u></p> <p><u>Les nombres</u></p> <p><u>Les animaux</u></p> <p><u>Les couleurs</u></p>	<p>Talk to your child about the meanings of the French adjectives , numbers ,month and animals</p> <p>Share the difference between masculine and feminine adjectives we use to talk about someone’s character.</p> <p>Encourage your child to write about his age the date of their birth / describe the animals using colors</p> <p>Draw or find pictures of animals and try to describe it</p>	<p>https://www.youtube.com/watch?v=wlyqz2unHKc</p> <p>https://www.youtube.com/watch?v=7_u2SigckNQ</p> <p>https://www.youtube.com/watch?v=BiHYehk0tYo</p> <p>https://www.youtube.com/watch?v=y0JBUEiLYXI</p> <p>https://www.youtube.com/watch?v=TW-9kzgyzN0&t=452s</p> <p>https://www.youtube.com/watch?v=ld7x0xv72Uk</p> <p>https://www.youtube.com/watch?v=aBVX6jiiRtI</p>



The Winchester School

Family Learning Newsletter-Year 5-December 2021



AREA OF LEARNING	FOCUS	HOME ACTIVITIES/HOW CAN YOU HELP YOUR CHILD AT HOME	USEFUL WEBSITES
Physical Education	<p><u>Rounder – Basic rules and game</u></p>  <p>The aim of this Rounders lesson plan is to understand the importance rounders rules.</p>	<p><u>Talk and Encourage the children to do the following:</u></p> <p><u>Proper warm up</u></p> <ul style="list-style-type: none"> • Hip rotation • Arm rotations • Slow jogging on the spot • Alternate toe touch <p>Catching. Follow the link</p> <p><u>Cooldown</u></p>	<p><u>Useful sites:</u></p> <p>Link1:</p> <p>https://www.youtube.com/watch?v=f5Lxiy9_L9Q&t=4s</p>
<p>Music Year05 (Kiko)</p>	<ul style="list-style-type: none"> • Improving children’s confidence and musicality through singing actions songs and chanting rhymes. • Improving on listening skills and recalling. • Playing with a recorder • Reading Notes 	<ul style="list-style-type: none"> • Encourage the child sing action songs at home. • Ask the child to perform the songs we learned in school. • Help the child choose which other songs they know aside from the songs taught in school and let them invent their own singing actions. • <u>Encourage your child to practice recorder at home.</u> 	<p>https://www.timeout.com/new-york-kids/music/best-kids-songs</p> <p>https://www.youtube.com/watch?v=iszDCEGWbNo</p>



The Winchester School

Family Learning Newsletter-Year 5-December 2021



<p>Music Year05 (Joyson)</p>	<ul style="list-style-type: none">Improving child's confidence and musicality through music letter names reading. We explore the music notes in a specific song "Havana ". So that they are able to play in the recorder	<ul style="list-style-type: none">Let the child understand the music note and the finger position on the recorder.Ask the child to perform it with the beat. Below mentioned link is for the beats.80 BPM - Simple Straight Beat - Drum Track - YouTube	<p>Easy Havana Recorder Tutorial Part 1 - Step by Step - YouTube</p>
<p>Music Year05 (Sunil)</p>	<p>Revision of Recorder lessons, sight reading and rhythm making.</p>	<ul style="list-style-type: none">Let the child practice at home, even though there will be squeaking. Be an audience. But better also check if the child is holding the recorder properly.	



The Winchester School

Family Learning Newsletter-Year 5-December 2021







Area of learning	✚ Focus	Activities	Useful websites
ICT	<p><u>Topics – Revision</u></p> <p>How Spreadsheets Work</p> <p>Quick Toolbar Review</p> <p>Formatting options</p>	<p>Discuss about Fitness</p> <p>Getting healthy can mean different things for different people. For some, it's about eating a balanced diet. For others, it's about exercising and getting fit. Excel can help you plan, track, and organize your health and fitness goals with a robust offering of free and premium templates.</p> <p>Challenge to Create their diet and exercise plan.</p> <p>Encourage Other ways to track health of grandparent in Excel.</p> <p>Basic medication log - Keep track of medications with this comprehensive log template that tracks dosage, instructions, purpose, side effects, physician, pharmacy, and other details.</p>	<p>https://support.microsoft.com/en-us/office/track-your-health-and-fitness-goals-in-excel-322af086-734b-4837-ba4f-410c6bceccd4</p>



The Winchester School

Family Learning Newsletter-**Year 5-December 2021**



Area of learning	Focus	Home activities/How can you help your child at home	Useful websites
ART	<ul style="list-style-type: none"> To explore the techniques of creating a 'no sew sock snowman'. 	<p>Share and talk about the 3 R's: reuse, reduce and recycle.</p> <p>Encourage children to think about different ways to put the 3 R's into practice.</p>	<p>https://www.youtube.com/watch?v=pB4jFqkn8MY</p> 
Moral Education	<p>Helping Each Other for Benefit of all Identify who to ask for help to deal with change and loss, drawing on support from the community.</p> 	<p>Talk with your family about the benefits of helping others</p> <p>Share your experience of helping someone in need.</p> <p>Encourage children to be helpful towards others in school and community</p>	<p>https://www.youtube.com/watch?v=g98i5L1Z680</p> <p>https://www.youtube.com/watch?v=LiHrXWGead0</p>