



The Winchester School

Year 3 Family Learning Newsletter February 2021



Area of learning	Focus	Activities	Useful Websites/Apps						
Literacy	<p>Spellings:</p> <ul style="list-style-type: none"> To spell words of two or more syllables. <div data-bbox="356 536 983 892" data-label="Image"> </div> <p>Punctuation:</p> <ul style="list-style-type: none"> To secure the use of commas in a list of words in a sentence. 	<p>Talk to your child about word syllables.</p> <p>Discuss words that have one or more than one syllable.</p> <p>For example: Red has only one syllable</p> <p>Pur-ple has two syllables.</p> <p>Encourage your child to break these words into syllables.</p> <table border="1" data-bbox="1055 863 1733 986"> <tr> <td>hand</td> <td>Gi-gan-tic</td> </tr> <tr> <td>De-ve-lop</td> <td>E-le-phant</td> </tr> <tr> <td>peach</td> <td>Pa-per</td> </tr> </table> <p>Another good method for teaching how to count syllables is to put your hand under your chin. Say the word and count the number of times your jaw drops.</p> <p>Share with your child that commas are used to separate words or groups of words in a sentence.</p>	hand	Gi-gan-tic	De-ve-lop	E-le-phant	peach	Pa-per	<p>Syllables</p> <p>(23) Syllables! Scratch Garden - YouTube</p>
hand	Gi-gan-tic								
De-ve-lop	E-le-phant								
peach	Pa-per								



Grammar:

- To use adjectives of degree to compare nouns.



- To explore varied sentence structures with synonyms and antonyms.

For example: We had bread, jam, eggs, oats and milk for breakfast.

Encourage your child to look at commas used in stories.

Discuss how commas are used to separate words or lists in sentences.

Encourage your child to highlight the speech marks and note how they are written at the beginning and the end of sentences.

Share with your child that an adjective can be used to make comparisons.

For example:

James is **tall**

His sister Jill is **taller** than him.

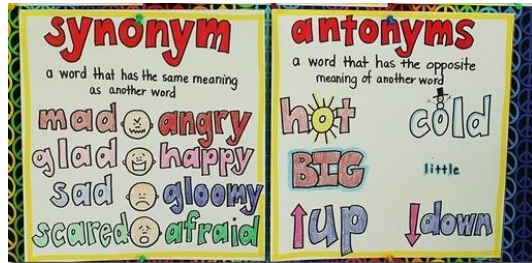
Their dad is the **tallest** in the family.

The words **tall, taller and tallest** are the degrees of comparison of the adjective -tall.

[Punctuation](#)



[Degrees of comparison- Adjectives](#)



Advertisements and leaflets:

- To develop ideas for creating advertisements and leaflets, to display an event.
- To introduce advertisements as a form of persuasion and to identify the features of an advertisement.

Share with your child the importance of synonyms and antonyms.

Discuss the difference between synonyms and antonyms.

For Example- the synonym of **small** is **little**.

The antonym of small is **Big**.

Encourage your child to find synonyms of words in a story book or a dictionary.

Use a small booklet to write synonyms of a word. Remind your child to replace common words with the new words.

Play the [Bitesize writing leaflets activity](#) to initiate discussion of content and purpose of Leaflets.

Discuss the features of a good advertisement with your child using the following power point presentation.

Super Synonyms!

Instead of using this word...	Use one of these words...
like	love, enjoy, adore, prefer
nice	kind, sweet, friendly, loving, cool, awesome
good	great, super, terrific, excellent, wonderful, amazing
bad	terrible, awful, horrible
big	huge, gigantic, giant, enormous
little	small, tiny, teeny, petite
happy	glad, joyful, cheerful, jolly



What good adverts need!.ppt



The Winchester School

Year 3 Family Learning Newsletter **February 2021**



- To explore and create slogans for advertisements.

Moral Education Link: Cultural studies



Encourage your child to use the right vocabulary while planning to create a new advertisement or leaflet.



Advertisement Features.pdf



Advert tips and plan.pdf

- Share with your child ideas, themes and topics to make colourful and catchy advertisements and leaflets.



Four ideas for adverts.pdf



Designing Playground leaflet.pdf

-Discuss some archaeological sites in U.A.E.

-Take pictures if you visit them and let your child share the pictures of your visit in the class.



Maths

Measurement – Length


Talk about why we measure different objects in our daily life. Let your child measure and compare

[Measurement](#)

[Measurement](#)



LENGTH

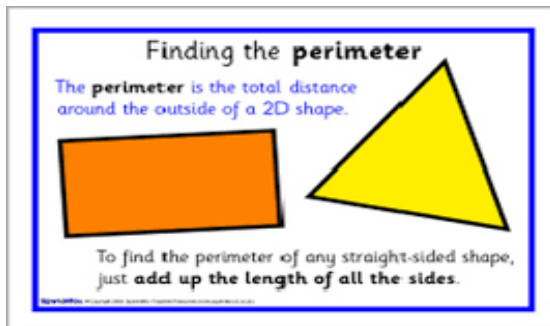


To draw or measure lines in centimeters and millimeters.

To solve word problems involving length.

Measurement – Perimeter

To calculate the perimeter of 2 D shapes



the length of different objects at home like clothes, shoes etc.



Discuss-

Who wears the biggest shoes in the family?
How many centimetres long is it?
How much longer is it than my shoe?

Talk to your child about different types of 2D shapes and their perimeters.

Use straws cut into lengths of 2, 4, and 6 inches, along with pipe cleaners cut into 2-inch pieces.

Encourage your child to explore perimeters by making polygons with sides of various lengths. They measure and record the lengths, then draw the shape


[Measuring in Centimetres](#)

[Perimeter Explorer](#)

[Perimeter](#)



Super Challenge – Use Building block / Legos for this activity



Go on a tour of your local area – Park, garden or building compound.

Observe samples of stone and stone-like features in and around the house, e.g. walls, roofs, steps,

[Rocks and Soils](#)

Science

UNIT - Rocks and Soils

To recognise and understand what is soil made of.

To identify the layers of the earth.


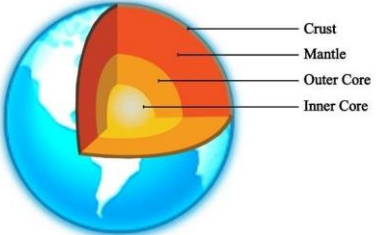
To explore and identify the three major types of rocks.



The Winchester School

Year 3 Family Learning Newsletter **February 2021**




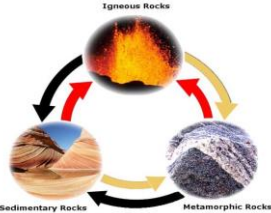
	<p>To identify the uses of different types of rocks in our daily lives.</p> <p>To consider properties of rock and their uses as a building material.</p> <p>That rocks can be tested and compared on the basis of permeability and hardness</p> <p>Moral Education Link: Unit 3 – Lesson 5 We are archaeologists.</p>	<p>garden tracks, gate-posts, paved areas, gravelled pathways etc.</p> <p>Share with your child, videos on the local environment. Observe construction sites and garden centres in the local area. Collect samples of different types of rocks.</p> <p>Research on what materials were used in the land reclamation of Palm Jumeirah island and from where they were sourced.</p> <p>Discuss with you child the different types of soil and the different layers of soil.</p> <p>Encourage your child to research and find out how rocks were formed on Earth. Find out the names of different types of rocks such as igneous, sedimentary and metamorphic; how they were formed as well as their properties/characteristics.</p> <p>Along with your child become a Rock detective. Spot how materials from rocks are used inside the</p>	<p>Types of Soil</p>  <p>Layers of the Earth</p>  <p>Uses of rocks</p> <p>Types of Rocks</p> <p>Types of Rocks</p>
--	--	--	--



The Winchester School

Year 3 Family Learning Newsletter **February 2021**



		<p>house (tiles, toilets, basins, plaster, bricks, roofing materials, steps) and outside the house (playground, pavements, walls, posts etc).</p> <p>Share with your child the different kinds of architectural structures in Dubai. Tell your child about the oldest houses built and what stones they were made of.</p> <p>Guide your child to illustrate and write what they observe.</p>	<p>Rocks activities</p>  
<p>Humanities – Geography</p> <p>The United Kingdom</p>	<ul style="list-style-type: none"> To name and locate counties and cities of the United Kingdom. To use a map to locate some of the counties of the UK. 	<p>Share with your child what a county is.</p> <p>Encourage your child to research some counties on a map of the United Kingdom. For example – The counties Skara Brae and Stonehenge are in and the</p>	<p>Explore UK</p>



The Winchester School

Year 3 Family Learning Newsletter **February 2021**




	<ul style="list-style-type: none"> • To name and locate areas of high ground in the UK. • To use maps, atlases, globe to locate areas of high ground in UK. 	<p>county London is in (from the Great Fire of London).</p> <p>Share with your child names of some areas of high ground in the United Kingdom.</p> <p>Encourage your child to research the hills and mountains of the United Kingdom.</p> <p>Talk about the mountain ranges and the highest peaks in each of the four countries of the United Kingdom.</p>	<p>Counties Quiz Game</p> <p>UK Mountains</p> <p>The video is not available in the UAE but you can read the content and look at the slides.</p>
<p>Moral Education:</p>	<ul style="list-style-type: none"> • To distinguish the features of a variety of artefacts from the past. • To define and describe the term archeologist's and their responsibilities. 	<ul style="list-style-type: none"> • Talk to your child about the importance of artefacts in the study of culture. 	<p>Cultural Artefacts</p> <p>Solving Mysteries with archaeologists</p>



The Winchester School

Year 3 Family Learning Newsletter February 2021

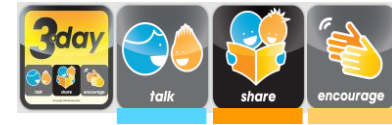


		<ul style="list-style-type: none"> • Share your thoughts about archeologists and their responsibilities towards the cultural studies. • Encourage your child to recall the facts about artefacts that they have learned in term 1 and also to explore more about the artefacts related to their own country's culture. 	
<p>Music Year03 (Sunil)</p> <p>(Kiko)</p>	<p>Learning how to play the recorder First three letters followed by "Mary had a little lamb"</p>	<ul style="list-style-type: none"> • Let the child practice at home, even though there may be squeaking. • Be an audience. • Check if the child is holding the recorder properly. 	<p>https://www.youtube.com/watch?v=EXyS9qVrVQ4</p> <p>https://www.youtube.com/watch?v=yNzwF04WC0A&t=40s</p>
<p>Physical Education</p>	<p><u>Dance Workout:</u></p>	<p><u>Talk and Encourage the children to do the following:</u></p>  <ul style="list-style-type: none"> • Hip rotation • Walking on the toes 	<p><u>Useful sites:</u></p> <p>www.pecentral.org</p>



The Winchester School

Year 3 Family Learning Newsletter February 2021



Physical exercises are meant to tone up only specific muscles at a time, whereas dance works on the entire body and on a wider group of muscles. Dance makes your body flexible and makes you agile. While dancing your body and mind work in tandem. This would thus enhance the coordination of all muscles.

Endurance

Focus is on to their endurance ability by doing different kind of jumping and explosive exercises. This high-intensity workout helps build speed, power, and cardiovascular fitness. It targets the glutes, quads, and calves.



workout:

improve exercise

Circuit training:

Circuit training is a form of body conditioning that involves endurance *training*, resistance *training*, high-intensity aerobics, and *exercises* performed in a *circuit*, similar to high-intensity interval *training*. It targets strength building and muscular endurance.

- Arm rotations
- Jumping on the spot
- Side skaters
- Alternate toe touch

Talk and Encourage the children to do the following:

- Tuck jump
- Depth jump
- Star jump
- Broad jump
- Jumping jacks



Talk and Encourage the children to do the following:

- Jump rope
- Burpees
- Mountain climbers



<https://youtu.be/ymigWt5TOv8>

www.pecentral.org

<https://www.youtube.com/watch?v=kAXg3cM0UCw&t=27s>

www.pecentral.org



The Winchester School

Year 3 Family Learning Newsletter February 2021



Agility Workout:

Ability to change the body's position efficiently and requires the integration of isolated movement skills using a combination of balance, coordination, speed, reflexes, strength, and endurance.

- High knees
- Squats
- Plank



Talk and Encourage the children to do the following:

- Lateral Plyometric Jumps. Lateral plyometric jumps help build explosive power, balance, and coordination by using our natural body weight
- Forward Running, High-Knee Drills
- Lateral Running, Side-to-Side Drills
- Dot Drills
- Jumping exercise
- Shuttle Runs.



<https://youtu.be/xi7TQ6xTjnU>

www.pecentral.org

<https://youtu.be/5uVaKjtJHN8>



The Winchester School

Year 3 Family Learning Newsletter February 2021



<p>Arabic for Arabs</p>	<p>*فكر في حياتك :</p> <p>- أن يفسر التلميذ المفردات الجديدة في النص المعلوماتي .</p> <p>- أن يقرأ التلميذ النص قراءة سليمة خالية من الأخطاء .</p> <p>- أن يوضح التلميذ الأعمال الابتكارية التي يمكن أن يقوم بها .</p> <p>- أن يطرح التلميذ أسئلة عن الفكرة الرئيسية والفكر الفرعية في النص مبدئياً رأيه في المضمون .</p> <p>* أسلوب العطف :</p> <p>- أن يميز التلميذ أسلوب العطف .</p> <p>- أن يحدد التلميذ حروف العطف ودلالاتها .</p> <p>- أن يفرق التلميذ بين المعطوف – المعطوف عليه .</p> <p>* أصدقاء البيئة</p> <p>- أن يفسر التلميذ المفردات الجديدة في النص .</p> <p>- أن يطرح التلميذ أسئلة عن الفكرة الرئيسية والفكر الفرعية في نصوص شعرية ، مبدئياً رأيه في المضمون .</p> <p>- أن يحدد التلميذ بعض الجماليات في النص .</p> <p>- أن يميز التلميذ بعض الأساليب الإنشائية والخبرية .</p>	<p>يستطيع السيد ولي الأمر أن يساعد الطالب عن طريق:</p> <p>مساعدة الطالب على استخدام الكلمات الجديدة في تعبيراته داخل المنزل.</p> <p>مساعدة الطالب على القراءة السليمة للنصوص المدروسة .</p> <p>مساعدة الطالب في الربط بين خبراته ومعلوماته السابقة وبين ما يتعرفه من معلومات جديدة.</p> <p>مساعدة الطالب في الحديث مستخدماً أسلوب العطف.</p> <p>مساعدة الطالب في البحث عن أبيات شعرية تحوي أسلوب العطف .</p> <p>حث الطالب على الاجتهاد في عمله .</p> <p>- يمكن لولي الأمر الدخول من خلال الرابط المرفق لموقع قناة اللغة العربية والتربية الإسلامية الخاص بمدرسة ونشستر ومتابعة التسجيلات الخاصة بالدروس ومشاركتها مع التلميذ وتدوين ما تعلمه في دفتره المدرسي.</p>	<p>منصة أقرأ بالعربية</p> <p>الفكر والإبداع والابتكار</p> <p>حروف العطف</p> <p>قناة اللغة العربية والتربية الإسلامية بمدرسة ونشستر</p>
<p>Arabic for Non-Arabs</p>	<p>Places Around Me</p> <p>- To distinguish between the different places.</p> <p>- To create sentences about the places.</p> <p>- To describe Dubai using new vocabulary and adjectives.</p> <p>- To express opinion in different places.</p> <p>- To compare between two places.</p> <p>Clothes shop</p>	<p>In every new lesson, we provide new words with meanings.</p> <p>Help your child to memorize them and use them in sentences on his/her own.</p> <ul style="list-style-type: none">- Help your child to link between the picture and the word.- Ask your child to draw the places- clothes and describe them.	<p>Learn Arabic Writing</p> <p>PLACES IN ARABIC</p> <p>ARABIC COLOURS</p> <p>I Read Arabic</p>



The Winchester School

Year 3 Family Learning Newsletter February 2021



	<ul style="list-style-type: none">- To make sentences about a clothes shop.- To know the difference between colors with masculine and feminine.- To express opinion on clothes.- To compare between the four seasons.	<ul style="list-style-type: none">- Go through the links on the Arabic YouTube channel so that you can help your child learn more at home about the topic.	<p>Arabic and Islamic YouTube Channel</p> 
<p>Islamic for Arabs</p>	<p>آداب الطعام في الإسلام أن يستنتج التلميذ آداب الطعام في الإسلام . أن يدلل التلميذ على فضل آداب الطعام . أن يقيم التلميذ بعض السلوكيات المتعلقة بآداب الطعام .</p> <p>حسن الوضوء أن يستنتج التلميذ أهمية الوضوء للمسلم . أن يدلل التلميذ على فضل الوضوء من الكتاب والسنة . أن يبدي التلميذ رأيه في بعض السلوكيات المتعلقة بالوضوء .</p> <p>سورة الفجر أن يبين التلميذ المعنى الإجمالي للآيات الكريمة أن يستنتج التلميذ عاقبة الظالمين . أن يفسر التلميذ بعض معاني الآيات الكريمة .</p>	<p>حث التلميذ على التزام آداب التلاوة الصحيحة. حث التلميذ على الأعمال الصالحة . حث التلميذ على اتباع آداب الطعام . مساعدة التلميذ في الاستماع لسورة الفجر من خلال المصحف المعلم . تشجيع التلميذ على حسن الوضوء.</p> <p>- يمكن لولي الأمر الدخول من خلال الرابط المرفق لموقع قناة اللغة العربية والتربية الإسلامية الخاص بمدرسة ونشستر ومتابعة التسجيلات الخاصة بالدروس ومشاركتها مع التلميذ وتدوين ما تعلمه في دفتره المدرسي.</p>	<p>آداب الطعام في الإسلام</p> <p>حسن الوضوء</p> <p>سورة الفجر</p> <p>قناة اللغة العربية والتربية الإسلامية بمدرسة ونشستر</p>



The Winchester School

Year 3 Family Learning Newsletter **February 2021**



<p>Islamic for Non Arabs</p>	<p>Unite 2 - lesson 3 : Conditions and Nullifiers of prayers Learning Objectives: 1- To count the conditions of the validity of prayer. 2- To explain the nullifiers of prayer.</p> <p>Untie 3 - Chapter 6: Tolerance. Learning Objectives: 1. To clarify the concept of tolerance. 2. To explain that tolerance and being the first to forgive is one of the morals of believers. 3. To find out the reward of tolerance and forgiveness. 4. To demonstrate the value of tolerance in the life of Prophet Muhammad, peace be upon him.</p>	<ol style="list-style-type: none"> 1- Encourage your child to memorize surat Al-Humazah 2- Practice tolerance of Prophet Muhammad every day. 3- Encourage your child to learn the Duaa taught in class. 4- Prompt your child to know the rules and the importance of the prayers and the conditions of the validity of prayer. 5- Encourage your child to perform Wudoo for accepted prayer and pray on time. Go through the links on the Arabic and Islamic YouTube channel so that you can help your child learn more at home about the topic 	<p>Surat Al-Humazah</p> <p>Tolerance of Prophet Muhammad (P.B.U.H)</p> <p>TOP 8 MISTAKES IN PRAYER (SALAH)</p> <p>Arabic and Islamic YouTube Channel</p>
------------------------------	---	--	--