

Physical Development

Specific Area Literacy

Understanding
Children follow instructions involving several ideas or actions.

Listening and attention
Maintains attention, concentrates and sits quietly during appropriate activity.

Moving and handling:
Experiments with different ways of moving.

Health and self-care:
Practice some appropriate safety measures without direct supervision.

Reading
Begins to read words and simple sentences.

Share stories or books with your child and focus their attention on predictions and explanations. Help children to identify patterns, e.g. what generally happens to 'good' and 'wicked' characters at the end of stories. Draw conclusions: 'The sky has gone dark. It must be going to rain'. Explain effect: 'It sank because it was too heavy'.

Share and listen to stories like 'Jaspers bean stalk' and 'Harry and the bucketful of dinosaurs'.
Model being a good listener by listening to your child and taking account of what they say in your responses to them.

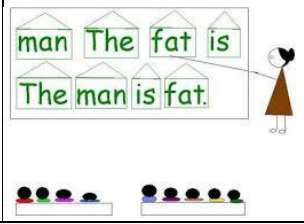

Encourage your child to explore different ways to move e.g. around, under, over and through balancing and climbing equipment. Give them instructions to follow e.g. When climbing and coming down a pole I need to wrap my legs around the pole. When negotiating space encourage your child to share their play space.

Talk to your child the importance of tidying up after play. Let them pick things and put them in the proper place. Talk to them about the importance of following the safety rules while playing. For example, encourage them to wear a helmet while riding a bike etc.

Share and read words and simple books.
Provide varied texts and encourage your child to use his/her blending skills to decode words. This will give them confidence to read independently.
Provide some simple texts which your child can decode and develop the skill of reading words and sentences.



Be active



Stories

Recap

Jasper Bean Stalk

Mystery egg hatching

Harry and the bucket full of dinosaurs

Writing:

Attempts to write short sentences in meaningful contexts.

Write own name and other things such as labels, captions.

Jolly Phonics

Introduce letter sounds ai, j, oa, ie, ee, or, z,
Blending consonant, vowel, consonant (CVC) words for reading and writing.
Blending and reading of words in letter and sound book.

Give your child a range of information books on dinosaurs to look at.

Encourage them to mark particularly good pages with sticky notes so that they can tell other people at least one fascinating fact!

Look at a website with good pictures of dinosaurs. Go through the picture galleries and encourage your child to name any dinosaurs they recognise and talk about.

Discuss what they know about dinosaurs, e.g. they lived a long time ago, there are no real dinosaurs around today, some of them were very big, some were gentle and ate grass, some were fierce and ate meat.

Encourage your child to tell you their own stories looking at picture books or books with simple words and sentences.

Share and provide activities during which your child will experiment with writing, for example, writing a simple message to a friend, encourage your child to make a list of what they want you to pack in their snack box.

Encourage your child to write a list of items they would need to carry to the beach or to the park etc.

Talk to your child about the letters that represent the sounds they hear at the beginning of their own names and other familiar words.

Demonstrate writing so that children can see spelling in action. Make a picture dictionary of animals and insects with their babies.

Encourage your child to attempt writing simple phrases about dinosaurs.

Give pictures to your child and encourage to write a caption or draw a picture.


Share few games e. g musical box and put the objects beginning with these sounds and play guess e. g I have something green ,soft....(leaf)

[Reading sentences.](#)

[Jasper beanstalk](#)



[Harry and the bucket full of dinosaurs](#)



[Writing](#)



Mathematics

High frequency words- will, when, why, which, what, by, very, look, said, yes, too look.

Use full stop and a capital letter while writing a sentence.

Numbers:

Begins to identify own mathematical problems based on own interests and fascinations (addition and subtraction)

In practical activities and discussion, beginning to use the vocabulary involved in adding and subtracting.

Space, shapes and measures

Orders two or three items by length or height.

Share with the children different writing tools and focus on the formation of sounds/letters. Look at a picture and try writing simple sentences to describe the picture.

Copy labels and posters from things around the kitchen e. g salt, pepper.....

Encourage them to write the word by sounding out.

Find the sounds in books and magazines and highlight the words.

Practise writing and reading High Frequency words by look say, cover, write and check.

Share a wide range of number resources and encourage your child to be creative in identifying and devising problems and solutions in all areas of learning.

Encourage your child to say, draw or write a word problem for addition and subtraction.


Encourage your child to use language involving addition and subtraction for E.g. There are 3 people on the bus. 1 more gets on. How many are on the bus now?

Encourage your child to create their own story sums for other children to solve. Ex, My mum gave 4 chocolates and my dad gave 4 more, How may chocolates do I have altogether?



Encourage your child to compare size and length verbally and begin to use more specific terms, such as 'taller than', 'shorter than' and 'longer than'. For example- cut a piece of ribbon as long as a child's arm and encouraging them to find things in the environment that are longer, shorter or the same length.






[Sight words digraphs](#)



[Fun in adding](#)



<p>Understanding the World</p>	<p>People and communities Enjoys joining in with family customs and routines.</p> <p>The world They make observations of animals and plants and explain why some things occur, and talk about changes.</p> <p>Technology Uses ICT hardware to interact with age-appropriate computer software.</p>	<p>Share and talk about different celebration, festivals and special events that you celebrate and your community with your child.</p> <p>Talk to your child about different festivals and how they are celebrated. Discuss what gifts you are going to buy for your family. Take them to the mall and show them the different decorations that people use to celebrate different festivals like Eid, Diwali, and Christmas.</p> <p>Share and Talk about sending Greetings/Christmas cards to their friends and relatives.</p> <p>Share a word or a topic from the environment e.g. Living and non- living things, living things will grow and produce more... and encourage children to talk about their observation and to ask questions. e.g. What are non- living? What living things need to live? What happens to a flower? Why colour changes?</p> <p>Talk about differ kinds of leaves, trees animals and encourage to ask questions like why the yellow colour leaves fall? What will happen to the trees when it will not get enough water? Where do the birds sleep at night? Animals- at birth and as they grow, watch Animal planet, National geography what kind of food pet animals eat and compare with wild animals food.</p> <p>Encourage your child to use Microsoft draw to draw a life cycle of a dinosaur and plant. Play computer games where your child need to drag and drop. Links given.</p>	   <p><small>© Can Stock Photo - csp22173707</small></p>
<p>Expressive Arts and Design</p>	<p>Exploring and using media and materials Select appropriate resources and adapts work where necessary.</p>	<p>Encourage your child to create something from all that they collected and talk and share ideas. e.g. make a photo frame</p>	

Being imaginative

Plays cooperatively as part of a group to develop and act out a narrative.

with branches tied up, make a butterfly with leaves etc. (Andy Goldsworthy)

Encourage your child to make 3D models. Use different materials to experiment with texture-use sand, twigs, and dried leaves to create the zoo setting.

Encourage your child to read a story and narrate in his/her own words it in front of family. Join in imagine play and role-play, encouraging children to enact, pretend and talk about what is happening and to act out the scenario in character.



Up Coming Events

English week- 11th January

