









# The Winchester School

## Year 4 Family Learning Newsletter January 2021



Area of learning	Focus	Home activities / How can you help your child at home	Useful Website
Literacy	<p><b>Spelling: Learning Objective</b></p> <ul style="list-style-type: none"> <li>To use words with /u / sound spelt as <b>ou</b></li> <li>To focus on words ending in <b>-ing'</b>. How do these letters join? What sound do they make?</li> <li>To explore words ending with <b>'ly'</b>.</li> <li>To spell Homophones and near Homophones.</li> </ul> <p><b>Grammar: Learning Objective</b></p> <ul style="list-style-type: none"> <li>To use conjunctions to express time and cause.</li> <li>To punctuate direct speech.</li> <li>To identify and use possessive pronouns.</li> <li>To place the possessive apostrophe accurately in words with regular plurals and in words with irregular plurals.</li> </ul> <p><b>Punctuations: Learning Objective</b></p> <p>To use basic punctuations to mark grammatical boundaries like commas and full stops and how they are used to join and separate clauses.</p>	<p><b>Discuss</b> how the letters <b>ou</b> is pronounced as <b>u</b> in some words.  <b>For example:</b> The <b>ou</b> in <b>'touch'</b> sounds like the <b>u</b> in <b>'much'</b>.  <b>Ask</b> your child to <b>copy</b> the following sentences, underlining the letters <b>ou</b> when they sound like <b>u</b>.</p> <ul style="list-style-type: none"> <li><b>The shepherd was a young boy.</b></li> <li><b>His lies caused a great deal of trouble.</b></li> <li><b>He tricked the villagers a couple of times.</b></li> <li><b>When the wolf came, it was tough.</b></li> </ul> <p><b>Encourage</b> your child to make note of new words and their spellings especially by adding the suffixes <b>'ing'</b> and <b>'ly'</b> correctly.  <b>Remind</b> that conjunctions are words that join two clauses together in a sentence.  <b>Provide</b> copies of texts with conjunctions and ask them to <b>find and highlight</b> as many different conjunctions as they can.  <b>Look</b> for conjunctions when they read a book and <b>discuss the different ways they are used in a text.</b>  <b>Remind</b> your child that, to show possession we can use an apostrophe and the letter <b>'s'</b> at the end of a single noun. At the end of a plural noun that already ends in <b>'s'</b> we add only one apostrophe. After a plural noun that does not end in <b>'s'</b>, we can use an apostrophe and the letter <b>'s'</b> just as the end of a single noun.  <b>Discuss</b> the importance of using Punctuation marks appropriately and the effect of using them in different ways. <b>Encourage</b> them to make a sentence using the words from spelling list using suitable punctuation marks.  <b>Talk</b> about extended sentences using connectives like, because, as, since, however etc.  <b>Share</b> that inverted commas or speech marks go around direct speeches, including its punctuation.  <b>Remind</b> them that if the speech ends with an exclamation mark or question mark, this also goes inside the inverted commas.</p>	<p><a href="#">short -u- sound spelt -ou-</a></p> <p><a href="#">ou words pronounced as u</a></p>  <p><a href="#">Adverbs</a></p> <p><a href="#">Play the conjunction game</a></p> <p>   Conjunctions.ppt speech_marks.ppt</p> <p><a href="#">possessive apostrophes</a></p> <p>   apostrophe table..doc The possessive apostrophe present</p> <p><a href="#">punctuation</a></p> <p>  bbc_teachers_ks2_english_worksheet_p</p>



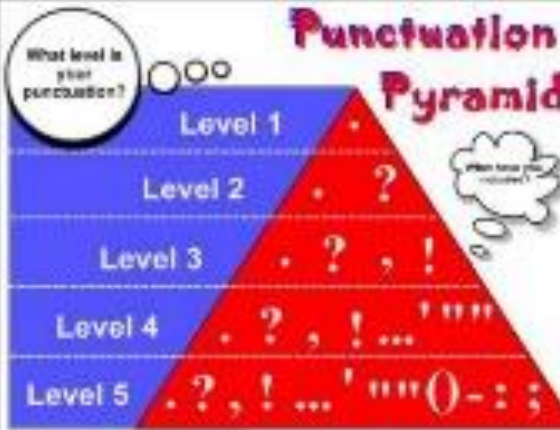
# The Winchester School

## Year 4 Family Learning Newsletter January 2021



To use basic punctuations to mark grammatical boundaries like commas and speech marks.

**Link to Education:**



**Equality: Am I a fair person?**

**What does it mean to treat people equally?**

**Text Level: Fables - Learning Objectives**

**FAIR ISN'T**  
everybody getting the same thing.....

**FAIR IS**  
everybody getting what they need  
in order to be  
**SUCCESSFUL**

- To identify the features and purpose of Fables.
- To draw inferences such as character's feeling, thoughts and motives from their actions.
- To identify how language, structure and presentation contribute to the meaning.

**Give an unpunctuated** paragraph to the children and ask them to rewrite the same using punctuations appropriately.

**Encourage** your child to create their own punctuation cards and explain its usage.

Enjoy Kung FU punctuation activity using the links.

[Online punctuation games](#)

**Discuss** with your child on the importance of being fair. **Show** them scenarios where they can **choose** between being fair or unfair.

**Remind** him / her that it is very important to inculcate and follow moral values as they are strong pillars in building up character.

**Story Telling: Become a story teller** and ask questions related to characters, their feelings, different settings and the plot of the story.

**Discuss** the use of language by the author and check for understanding by asking questions with reference to the text.

**Encourage** your child to read fables online and use of drama and storytelling to develop their ideas further.

**Discuss** to answer questions like:

What is meant by moral?

How does the fable build a story around the lesson learnt by the main character?

How does dialogue between the characters keep the story moving?


**STREAM BASED ACTIVITY:** Make a model of Willy Wonka's chocolate factory using recycled material.

**Discuss the book cover of the novel 'Charlie and the Chocolate factory'.** Start a discussion with your child about the novel ask if he/she has read it before/seen the film etc.,

**Together** make predictions of what could the story be?

### PUNCTUATION MARKS

•	Full stop or Period	“ ”	Quotation Marks
,	Comma	'	Apostrophe
:	Colon	...	Ellipsis Points
;	Semicolon	!	Exclamation Mark
?	Question Mark	_	Underline
()	Round Brackets	a - b	Hyphen
[]	Square Brackets	a/b	Virgule



[Read Fables Online](#)

[Aesop's Fables](#)



# The Winchester School

## Year 4 Family Learning Newsletter January 2021



- To plan and create their own Fable independently.

### Novel: Charlie and The Chocolate Factory – Learning Objectives:

- To investigate how the characters are presented - referring to the text.
- To differentiate between facts and opinions.
- To read the text, retrieve text for understanding and draw inferences.
- To explore the setting of the novel, theme and relate it to real life.



**Read chapter 1** – ‘Here comes Charlie’. *What do we know about Charlie Bucket after reading this chapter? Do you like him? Why/why not? What would you say to him if you ever met him?*

Talk about how the characters are portrayed in the novel.

**Discuss the way the author has presented these characters.**

Look at some of the words/phrases that the authors has used to describe Charlie’s feelings and senses as he waits outside the famous chocolate factory.

Model how to turn these into similes and full sentences.



[Best Moral Stories](#)

[Fables Interactive](#)



fables.ppt



Features of Fables.ppt



How\_to\_write\_a\_fable.ppt

[Charlie and the Chocolate Factory](#)

[Games](#)

[Meet the Characters](#)



crazy\_characters.pptx



# The Winchester School

## Year 4 Family Learning Newsletter January 2021



Area of learning	Focus	Home activities/How can you help your child at home	Useful website
------------------	-------	---	----------------



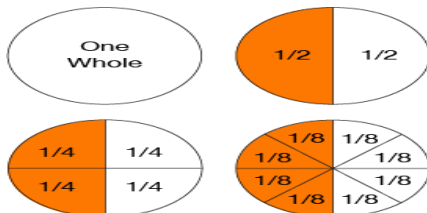
# The Winchester School

## Year 4 Family Learning Newsletter January 2021



### Numeracy

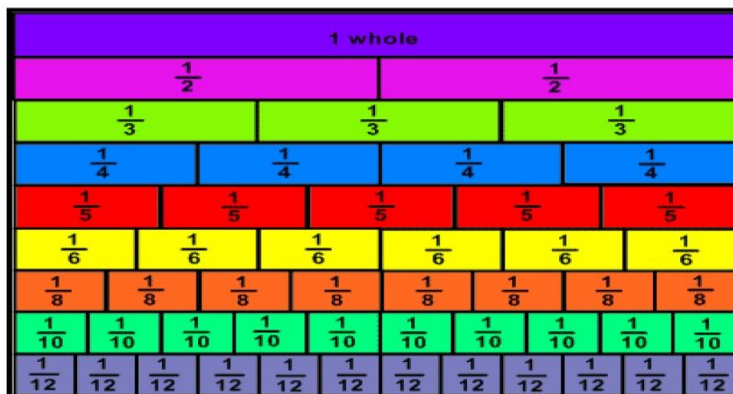
- To use diagrams to identify equivalent fractions.



- To solve measure and money problems involving fractions and decimals.
- To recognise the equivalence between the decimal and fraction forms.
- To add and subtract fractions with the same denominator.

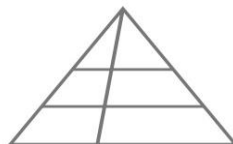
**Encourage** your child to find fractions in their daily life.  
E.g. A pizza cut into quarters.

Challenge your child to make a fraction strip / fraction wall of their own.  
**Talk** to them asking them questions like how many quarters make one whole? How many quarters make a half? How many halves make a whole etc.?



**Challenge:**

How many triangles are there in this shape?



### Useful Websites:

[Fractions to decimals](#)



[Equivalent fractions](#)

[Ordering and comparing fractions](#)

**[I-Pad applications:](#)**

[Fractions](#)

Area for learning

Focus

Activities

Useful Websites/Apps



# The Winchester School

## Year 4 Family Learning Newsletter January 2021



<p>Science</p>	<p><b>Habitat and Adaptation</b></p> <p><b>Types of Habitats</b></p> <p>To identify different types of habitat and be aware that different animals found in various habitats.</p> <p>To compare the different types of habitats and describe how the animals survive in the various environments.</p> <p>To pose questions about organisms and the habitat in which they live and make predictions.</p>	<p><b>Talk</b></p> <p><b>Discuss</b> with your child the meaning of ‘Habitat’. Habitat is the natural home of plants and animals and a place which offers them food, protection and shelter. Use pictures to illustrate the meaning.</p> <p><b>Discuss</b> how plants and animals depend on each other for survival.</p> <p><b>Share</b></p> <p>Share with your child the names of different habitats found within different environments like grassland, pond, desert etc.</p> <p><b>Encourage</b></p> <p>Using pictures of places in the immediate locality or similar to those in the locality as stimuli, ask children to predict where a particular organism will be found e.g. woodlice, snail, butterfly, and bee. Visit locality to check prediction. What possible dangers that species might go through and how it can be saved. from getting extinct.</p>	<p><a href="#">Different types of Habitats</a></p> <p><a href="#">Types of animal habitats</a></p> <p><a href="#">Habitats</a></p> <p><a href="#">Plant and animal habitats</a></p> <p><a href="#">Crash course- What makes a habitat a home?</a></p> <p><a href="#">Animals living in different habitats</a></p>
----------------	---	--	---



# The Winchester School

Year 4 Family Learning Newsletter January 2021



Area of learning	Focus	Home activities/How can you help your child at home	Useful website
Arabic for Arabs	<p><b>مقلاتي صغيرة</b></p> <p>أن يحدد التلميذ الفكرة الرئيسة والأفكار الداعمة . أن يحلل التلميذ النصوص الأدبية ، وعناصرها الفنية . أن يفاضل التلميذ بين جملتين بناءً على إحياءات الألفاظ . <b>جملة إن وأخواتها</b></p> <p>أن يميز التلميذ بين الجملة والتركيب أن يستخدم التلميذ جملاً وتراكيباً . <b>الألف اللينة في الأفعال :</b></p> <p>أن يميز الألف اللينة في الأفعال والأسماء . أن يوظف الألف اللينة في الأفعال في كتابته .</p>	<p>*مساعدته في جمع شواهد عن الجملة الفعلية . * استخدام بعض الألعاب التعليمية للمساعدة على فهم الجملة الفعلية *مساعدته في جمه شواهد لجملة إن وأخواتها * يساعده في وصف بعض الأحداث موظفًا جملة إن.</p> <p>يمكن لولي الأمر الدخول من خلال الرابط المرفق لموقع قناة اللغة العربية والتربية الإسلامية الخاص بمدرسة ونشستر ومتابعة التسجيلات الخاصة بالدروس ومشاركتها مع التلميذ وتدوين ما تعلمه في دفتره المدرسي.</p>	<p><a href="#">الألف اللينة</a></p> <p><a href="#">الألف اللينة في الأفعال</a></p> <p><a href="#">منصة أقرأ بالعربية</a></p> <p><a href="#">قناة اللغة العربية والتربية الإسلامية بمدرسة ونشستر</a></p>
Arabic for Non Arabs	<p><b>( المدينة ) The city</b></p> <ol style="list-style-type: none"><li>1 .To distinguish between the places in the city.</li><li>2 To describe the city using the new vocabulary.</li><li>3.To compare between the city and the village.</li><li>4- To create a paragraph about the city.</li><li>5- To express the opinion about the city.</li></ol>	<p>In every lesson, we provide the students with new words with their meanings to help your child memorize and use in sentences of his/her own.</p> <p>-Ask your child to speak about his favourite place.</p> <p>-Ask your child to describe the places in the city, which he visited before.</p> <p>- Go through the links on the Arabic YouTube channel so that you can help your child learn more at home about the topic.</p>	<p><a href="#">Places in Dubai</a></p> <p><a href="#">Food in Arabic 2</a></p> <p><a href="#">I Read Arabic</a></p> <p><a href="#">Arabic and Islamic YouTube Channel</a></p>



# The Winchester School

Year 4 Family Learning Newsletter January 2021



<p><b>Islamic for Arabs</b></p>	<p><b>سورة البلد</b> أن يلتزم التلميذ آداب التلاوة أن يحدد التلميذ معاني المفردات الجديدة أن يوضح التلميذ المعنى الإجمالي للسورة <b>حديث (التعاون)</b> أن يوضح التلميذ معاني الحديث أن يفسر التلميذ المفردات الجديدة أن يبين التلميذ أثر التعاون مع الآخرين <b>التراحم</b> أن يحلل التلميذ صور التراحم أن يعدد التلميذ فضل التراحم</p>	<p>يساعد ولي الأمر التلميذ في الآتي حفظ السورة الالتزام بآداب التلاوة تعلم القرآن الكريم البحث في الشبكة المعلوماتية عن فضل التراحم حثه على التحلي بالأخلاق الحسنة.</p> <p>يمكن لولي الأمر الدخول من خلال الرابط المرفق لموقع قناة اللغة العربية والتربية الإسلامية الخاص بمدرسة ونشستر ومتابعة التسجيلات الخاصة بالدروس ومشاركتها مع التلميذ وتدوين ما تعلمه في دفتره المدرسي.</p>	<p><b>سورة البلد.</b> <b>التعاون.</b></p> <p><a href="#">قناة اللغة العربية والتربية الإسلامية بمدرسة ونشستر</a></p>
<p><b>Islamic for Non Arabs</b></p>	<p><b>Morals of righteous.</b></p> <ul style="list-style-type: none"><li>To explain the overall of meaning of the Hadith.</li><li>To conclude that Muslims fear Allah everywhere and all times.</li></ul> <p><b>Praising Allah for His blessings (Divine revelation)</b></p> <ul style="list-style-type: none"><li>To explain the overall meaning of the noble hadith.</li><li>To list examples where praising Allah desirable.</li></ul> <p><b>Prayer is the key to Paradise.</b></p> <ul style="list-style-type: none"><li>To explain the importance of wudu as a condition of prayer validity.</li><li>To give your opinion about some issues about prayer.</li><li>To identify the actions that nullify prayer.</li></ul>	<ol style="list-style-type: none"><li>1- Share with your child the general meaning of the hadith of the strong believer.</li><li>2- Share your child how can Muslims fear Allah everywhere and all times.</li><li>3- Share your child the overall meaning of the noble hadith.</li><li>4- Give examples where praising Allah desirable.</li><li>5- Share with your child important of the obligatory prayer.</li><li>6- Talk with your child about the importance of performing obligatory prayer in its time.</li><li>7- Share with your child the etiquette of the obligatory prayer and the mosque too.</li></ol>	<p><a href="#">Thanking Allah for His Many Blessings and Favors</a></p> <p><a href="#">Be Connected to the Masjid</a></p> <p><a href="#">Arabic and Islamic YouTube Channel</a></p>





# The Winchester School

## Year 4 Family Learning Newsletter January 2021



		<p>- Go through the links on the Arabic YouTube channel so that you can help your child learn more at home about the topic.</p>	
--	--	---	--

Area of Learning	Focus	Home activities/How can you help your child at home	Useful Websites and Vocabulary
------------------	-------	---	--------------------------------



# The Winchester School

## Year 4 Family Learning Newsletter January 2021



<p>UAE Social Studies</p>	<p>1. Continents</p> <p>2. Oceans</p> <p>3. Landforms</p> <p>4. Virtual Tour of new and old Dubai</p>	<p><b>Encourage</b> your child to research about continents and oceans of the world.</p> <p><b>Share</b> with your child the different landforms and bodies of water they have visited during their holidays.</p> <p><b>Encourage</b> your child to describe the landforms and bodies of water.</p> <p><b>Share</b> with your child how these landforms and bodies of water are used.</p> <p><b>Talk</b> with your child about heritage of UAE</p>	<p><b>Oceans:</b> <a href="https://www.360virtualtour.co/portfolio/underwater-ocean-coral-reef-virtual-tour/">https://www.360virtualtour.co/portfolio/underwater-ocean-coral-reef-virtual-tour/</a></p> <p><b>Landforms:</b> <b>Mountains:</b> <a href="https://www.airpano.com/360photo/mountains/">https://www.airpano.com/360photo/mountains/</a></p> <p><b>Desert:</b> <a href="https://www.airpano.com/360photo/algeria-sahara-1/">https://www.airpano.com/360photo/algeria-sahara-1/</a></p> <p><b>Valley:</b> <a href="https://www.airpano.com/360photo/altay-chulyshman/">https://www.airpano.com/360photo/altay-chulyshman/</a></p> <p><b>Island:</b> <a href="https://www.airpano.com/360photo/komodo-islands/">https://www.airpano.com/360photo/komodo-islands/</a></p> <p><b>Virtual Tour of Dubai:</b> <a href="https://www.visitdubai.com/en/sc7/articles/dubai-virtual-tours">https://www.visitdubai.com/en/sc7/articles/dubai-virtual-tours</a></p>
<p>Area of Learning</p>	<p>Focus</p>	<p>Home activities/How can you help your child at home</p>	<p>Useful Websites</p>



# The Winchester School

## Year 4 Family Learning Newsletter January 2021



<p><b>Humanities</b></p>	<p>Introduction to Europe, Locate the continent of Europe and the European countries and major cities using maps to focus on Europe (including the location of Russia)</p> <p>Identify the position and significance of latitude, longitude, Equator, Northern Hemisphere, Southern Hemisphere, the Tropics of Cancer and Capricorn, Arctic and Antarctic Circle, the Prime/Greenwich Meridian and time zones (including day and night)</p>	<p><b>Talk to</b> your child about the continent of Europe, its countries, major cities and their location.</p> <p><b>Share</b> some interesting facts about the continent of Europe.</p> <p><b>Encourage</b> your child to research about the lines of latitude and longitude and mark the important ones on a blank map of the world.</p>	<p><a href="https://www.infoplease.com/atlas/europe">https://www.infoplease.com/atlas/europe</a></p> <p><a href="https://www.bbc.co.uk/teach/class-clips-video/pshe-eyfs-ks1-go-jettlers-continent-of-europe/zvsd47h">https://www.bbc.co.uk/teach/class-clips-video/pshe-eyfs-ks1-go-jettlers-continent-of-europe/zvsd47h</a></p> <p><a href="https://www.bbc.co.uk/bitesize/topics/zvsfr82/articles/zd4rmfr">https://www.bbc.co.uk/bitesize/topics/zvsfr82/articles/zd4rmfr</a></p>
--------------------------	---	---	--



# The Winchester School

Year 4 Family Learning Newsletter January 2021



Area of learning	Focus	Home activities/How can you help your child at home	Useful websites
<p><b>SCRATCH Programming</b></p> <p><b>Creating stories, games and animations</b></p>	<p>To explore the features of SCRATCH learnt. Inserting the sprite, stage, moving the sprite.</p> <ol style="list-style-type: none"><li>1. To make a sprite (or more sprites) move forever or control the movement of the sprite in a direction.</li><li>2. To change the stage according to the story.</li><li>3. To switch the backdrops</li><li>4. To make a sprite narrate a scene of fantasy story by using the say instruction and wait instruction.</li><li>5. To make colorful patterns using the Pen instruction.</li></ol>	<p>Creativity, Collaboration, Reasoning.</p> <p>Support your child with activities based on different scenarios, and create the scratch project.</p> <p>Visit the link and explore more ideas and tutorials.</p> <p>Encourage your child to create a new project based on a scenario.</p>	<p><a href="https://scratch.mit.edu/explore/projects/all">https://scratch.mit.edu/explore/projects/all</a></p> <p><a href="https://scratch.mit.edu/">https://scratch.mit.edu/</a></p>



# The Winchester School

Year 4 Family Learning Newsletter January 2021



Area for learning	Focus	Activities	Useful Websites/Apps
French	<p><b>Qu'est ce que c'est ?</b> To identify the objects one has inside the pencil case and name them correct.</p>	<p><b>-Talk :</b> Practice &amp; encourage the child to pronounce the words with the correct gender (un/ une/ des )</p> <p>- show an object and ask the question in French with the answer using "C'est..." ( it is ....)</p> <p><b>Share:</b> Use dans ma trousse il ya .... with the object in French. eg: Qu'est-ce qu'il ya dans ta trousse ? - C'est mon crayon.</p> <p>Qu'est-ce que c'est? - C'est ma trousse. You can even draw them with speech bubbles.</p> <p><b>Encourage:</b> To develop the listening, speaking and written skills and praise the effort.</p>	<p><a href="https://www.youtube.com/watch?v= WW7ptxK_BY">https://www.youtube.com/watch?v= WW7ptxK_BY</a></p> <p><a href="https://www.youtube.com/watch?v=dzEPv-Zc3eg">https://www.youtube.com/watch?v=dzEPv-Zc3eg</a></p> <p><a href="https://www.youtube.com/watch?v=GuJOrzG6tTO">https://www.youtube.com/watch?v=GuJOrzG6tTO</a></p>



# The Winchester School

Year 4 Family Learning Newsletter January 2021



Year	Focus	Home activities/How can you help your child at home	Useful websites
Music Year04 (Kiko)	<ul style="list-style-type: none"><li>• Learning how to play the recorder using notes</li></ul>	<ul style="list-style-type: none"><li>• Let the child practice at home, even though there will be squeaking.</li><li>• Be an audience. But better also check if the child is holding the recorder properly.</li></ul>	<a href="https://www.youtube.com/watch?v=qF8HVQ96McQ&amp;t=25s">https://www.youtube.com/watch?v=qF8HVQ96McQ&amp;t=25s</a>