
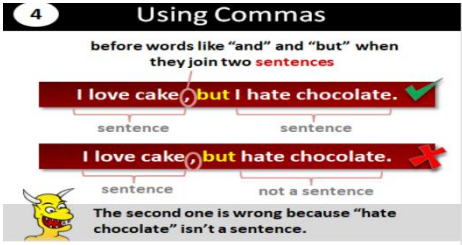





The Winchester School

Family Learning Newsletter -Year 6- January 2021



Area of Learning	Focus	Home activities/How can you help your child at home	Useful website
Literacy	<p>Spelling</p> <p>To use suffixes ending with ant, ance, ancy, ent, ence, ency.</p> <p>Punctuation</p> <p>To analyze and understand the use of hyphens.</p> <p>To use punctuation mark accurately in complex sentences.</p> 	<p>Share with your child a short passage with the words ending with ance, ence, ancy and ency. Now let the students identify and highlight the words with these suffixes. After they have done ask the child to share the word hunt and now reread the passage by stressing these words.</p> <p>Talk about the Hyphens' main purpose which is to glue words together. To share with the children that we hyphenate two or more words and make them into a compound adjective or noun. Eg:- an off-campus apartment, state-of-the-art design. Ask the children to identify the use of hyphen from the text.</p> <p>Encourage your child to explore the use of complex punctuations by the writer in different ways to provide additional information to the reader.</p> <p>Comma (,) to pause, separate items in lists and to separate off extra information in a sentence. Brackets () to add extra information without distracting too much from the main idea. Dashes (-) to include extra information for the reader.</p>	<p>https://www.spellzone.com/unit3/3/page1.cfm</p>  <p>Grammar Monster</p> <p>https://www.grammar-monster.com/glossary/hyphens.htm</p> <p>https://www.grammar-monster.com/punctuation/using_commas.htm</p>



The Winchester School

Family Learning Newsletter -Year 6- January 2021



Grammar

To investigate the use of passive voice.

To apply paragraphing to your writing.

Text : Explanation text

To read and analyze explanatory texts to identify key features.

To distinguish between explanatory texts, reports and recounts while recognizing that an information book might contain examples of all these forms of text.

To summarize the explanation text by presenting it in the form of flow charts or cyclical diagrams as appropriate.

Talk to your child that we say a verb is in the **passive voice** when the subject of the sentence is acted on by the verb. The places of subject and object in sentence are inter-changed in passive voice. Eg:- A song **is** sung by him.

Share with your child that there are a number of exceptions to the rule. These exceptions just need to be learned.

Talk to your child about the structure and language features of explanation texts to describe the phenomena and processes that takes place in nature and everyday life.

Share with your child a few samples of different text for example, a news report, a narrative and explanation text. Now work in pair and analyse the similarities and differences between these text- language and text features. Then discuss the formal language used in the news report and the explanation text.

Share examples of explanation texts to identify key features: the purpose, structure, language features and presentational features.

<https://www.proprofs.com/quiz-school/search.php?search=active+passive>

[Anagram](#)

[Word Search](#)

[Word Game](#)



<https://jeopardylabs.com/play/commas-and-quotation-marks>

[Punctuation quiz](#)





The Winchester School

Family Learning Newsletter -Year 6- January 2021



To analyse the use of paragraphs, connectives and the other key language and structural features appropriate to explanatory writing.

Encourage your child to highlight the technical words and language features to summarise the points in the explanation text thereby helping them to present it in the form of a flowchart or mind map. Now encourage your child to write an explanation text using key features.

<https://www.softschools.com/quizzes/grammar/punctuation/quiz386.html>

[Thesaurus](#)

[Explanation text](#)

[explanation text on how to write](#)

[explanation text writing](#)

Text: Argumentative Text:

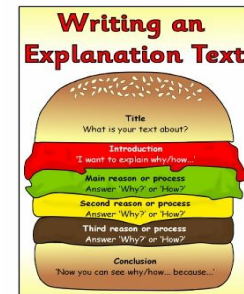
What is a balanced argument?

A balanced argument looks at different points of view on an issue, providing arguments for and against.

It presents a balanced set of arguments without leaning one way or the other.

Talk to your child about the structure and language features of an argumentative texts to explain why arguments happen is when two groups have a different point of view.

Share with your child a few samples of different text for example, a news report, a narrative and TED TALK debate. Now work in pair and analyse the language and text features. Then discuss the formal language used in these examples to state a point of view.





The Winchester School

Family Learning Newsletter -Year 6- January 2021



The key with balanced arguments is to present both sides of an argument, providing evidence for both, even if you are choosing to argue one way or another.

Doing this successfully, showing that your argument is not 'biased', is a great way to lend credibility to your argument.

This balanced argument your class how arguments that only present one side of a debate can easily be dismissed as biased and are unlikely to carry much weight.

To delve further into how we [discuss complex issues](#) and fairly debate them with others.

How to write a balanced argument?

When writing a balanced argument, it is important to remember that it doesn't matter whether you are for or against the issue to begin with. You must present both sides of the argument fairly.

In the final paragraph, after balancing both sides of the argument, you can state which side you agree with.

Balanced arguments are written in the third paragraph, except the final paragraph which is the writer's own opinion.

Share examples of some debate texts to identify key features: the purpose, structure, language features and presentational features.


Encourage your child to highlight the technical words and language features to summarise the points in the text thereby helping them to present it in the form of a flowchart or mind map. Now encourage your child to write an argument stating points FOR and AGAINST using key features.

Share certain key grammatical features which help create a good argument such as connectives, sentence starters etc.

Encourage learners to remember that any argument or debate should be resolved to come to an amicable decision to keep harmony and peace as well for progress.

Demonstrate how arguments can be balanced?

Explain where one can place their opinion in an argumentative text to avoid it from sounding -Biased.



<https://wordwall.net/resource/871344/english/balanced-argument-texts>

<https://wordwall.net/resource/4943575/useful-words-organising-balanced-argument>






The Winchester School

Family Learning Newsletter -Year 6- January 2021



	<p><u>Moral Education :</u> Topic- Taking responsibility for oneself and others.</p> <p>Unit: The individual and the community</p> <p>To explore the personal and altruistic motives behind taking responsibility and the positive feelings that result- happy, self-satisfaction, maturity and a desire to smile.</p> <p>To assume responsibility at home and globally on environmental issues and to explore possible solutions with a focus on raising awareness.</p>	<p>Talk to your child about what it means to be responsible for their own work, for eg, simple tasks like ensuring they are ready for the school day with the necessary books and stationery in their bag. Do they take responsibility to do their own tasks without reminders from parents and teachers?</p> <p>Encourage your child to assume responsibility as the next step for home tasks as well, for eg, helping in household chores.</p>	 <hr/> <p>https://quizizz.com/admin/quiz/5c53027be48022001a8df663/arguments</p>
Numeracy	To identify the value of each digit in a number with three decimal places	<p>Play this game with your child. Take turns to roll one dice and take out that number of coins, e.g. a roll of 3 could be 30p (3 × 10p), 40p (20p + (2 × 10p)), 60p (3 × 20p), etc.</p> <p>Change the value to a decimal, e.g. 60p becomes £0.60.</p> <p>Roll both dice and add the two values, e.g. 3 and 5, the sum is 8.</p> <p>Multiply the value of the chosen coins by the dice total, e.g. 8 × £0.60 = £4.80.</p> <p>Record the total.</p>	<p><u>Decimal-Place Value</u></p>



The Winchester School

Family Learning Newsletter -Year 6- January 2021



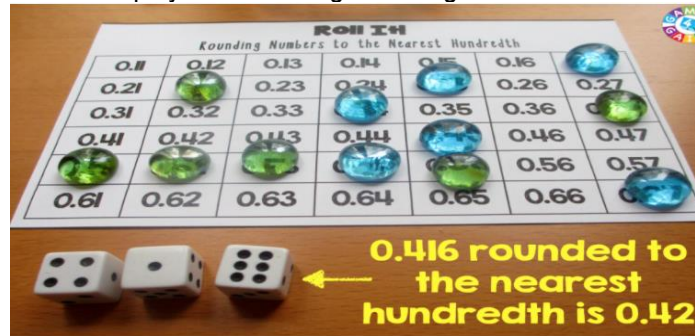
To solve and create problems, which require answers to be rounded to specified degrees of accuracy.

Play for 10 minutes. The winner is the person with the larger sum of money.

Rounding decimals game:

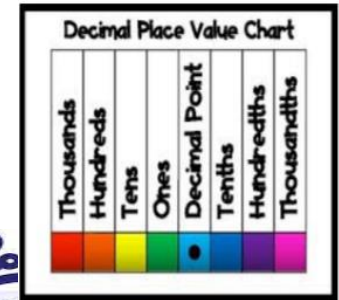
Number of players: 2

1. To decide who goes first, each player rolls one of the dice. The player with the highest roll goes first.



2. On your turn, roll all of the dice

3. Use all of the dice that you just rolled to create a number. You may place the dice in any order to create the number. For example, if you rolled 4, 1, and 6, you may create 41.6.



Round 5.1731 to the nearest hundredth.

Step 1: Identify given place value... **5.1731**

Step 2: ...and the one next to it **5.1731**

Step 3: Round to nearest ten **5.1701**

Step 4: Remove all digits after given place value **5.17**



Science

Revision

Plants animals

Food Web/Food Chain:

Talk

Remind children that green plants use the energy from the sun to prepare their food (photosynthesis), animals take their food from plants and other animals so it's a chain.

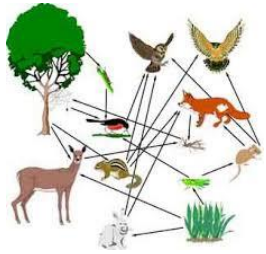
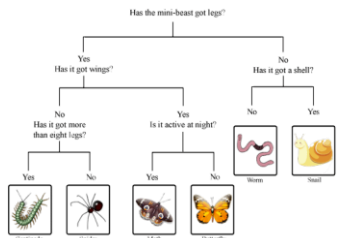
Useful Links:



The Winchester School

Family Learning Newsletter -Year 6- January 2021



	<p>To understand that animals and plants in a habitat are interdependent</p>  <p>Keys: To construct a branching database to sort living beings.</p> 	<p>Share with your child examples of predator-prey relationships in various habitats and ask them to predict what would happen if one or more of the animals become extinct. What effect would that have on a particular ecosystem?</p> <p>Encourage your child to research and find out the names of various plants and animals in a given ecosystem and create their own food chain and food webs.</p> <p>Encourage</p> <p>Together look at some pictures of different animals/plants, discuss their features and encourage your child to sort them into groups by asking some specific questions.</p>	<p>Food Chain</p> <p>Bigger Food Chains</p> <p>Food Chain Game</p> <p>Game</p>
<p>Humanities</p> <p>History</p> <p>Benin</p>	<p>To explore how the Kingdom of Benin developed.</p> <p>To explore some important events in Africa's history.</p>	<p>Share with your child your knowledge of Africa and together find out about the history of Nigeria.</p> <p>Encourage your child to research different sculptures found in Benin and compare it with art sculptures in modern life.</p>	<p>Kingdom of Benin</p> <p>Benin Art</p> <p>Atacama desert</p> <p>Andes Mountains</p>



The Winchester School

Family Learning Newsletter -Year 6- January 2021



<p>Geography</p> <p>Physical and human geography</p>	<p>To explore why Benin's sculptures surprised the people who discovered them.</p> <p>To explore the physical and human geographical features of your local area in the UAE.</p> <p>To explore similarities and differences in the human and physical geography of your local area in the UAE and a region of South America.</p>	<p>Encourage your child to explore the physical and human geography of the UAE.</p> <p>Encourage your child to research a region of South America of their choice. For example the Amazon Rainforest, the Andes Mountains, the Atacama Desert, etc.</p> <p>Encourage your child to compare the physical and human geography of the UAE to that of a region in South America.</p>	<p>life in Atacama desert</p> <p>Vocabulary</p> <p>Physical geography, human geography, settlement, economy, natural resources, river, lake, landscape, mountain, volcano, biome, vegetation belt, wildlife, flora, fauna, climate, water, fieldwork, measure, observe, record, map, sketch, graph.</p>
--	--	---	--



The Winchester School

Family Learning Newsletter -Year 6- January 2021



<p>UAE SST</p>	<p>To explore ancient civilizations through virtual tours.</p>	<p>Talk to your child about the rise of ancient civilizations and how the place and geography of these civilizations was important especially rivers and the sea.</p> <p>Share with your child the virtual tours to provide an opportunity to experience the next best thing to being there.</p> <p>Encourage your child to research the civilizations that interest them and they would like to find out more about.</p>	<p>Prehistory</p> <p>River Nile</p> <p>Archaeological Sites in Sharjah</p> <p>Knossos Palace in Crete Island</p>
<p>Arabic for Arabs</p>	<p>قصة حول المرعى أن يحدد التلميذ الفكرة الرئيسية والأفكار الداعمة أن يحول التلميذ حدثاً من أحداث القصة إلى حوارٍ أن يحدد التلميذ السمات الداخلية والسمات الخارجية لشخصيات القصة أن يحلل التلميذ عناصر القصة أن يحدد التلميذ السمات الفنية للقصة أن يحدد التلميذ علاقات التضاد والترادف بين الكلمات أن يتنبأ التلميذ بما سيحدث بعد نهاية القصة الهمزة المتطرفة أن يكتب كلمات بها همزة متطرفة أن يحدد مواضع كتابة الهمزة المتطرفة الفعل الماضي أن يميز بين حالات بناء الفعل الماضي أن يوظف الفعل الماضي في جمل وفقرات ونصوص جديدة .</p>	<p>- مساعدة التلميذ في البحث عن لغويات النص بالمعجم على الإنترنت - مساعدة التلميذ في كتابة ملخص للقصة بالمنزل . - مساعدة التلميذ في تحديد الأساليب في القصة - مساعدة التلميذ في قراءة القصة وتحديد العناصر الرئيسية وعناصر القصة - مساعدة التلميذ في كتابة كلمات بها همزة متطرفة على الواو مع بيان سبب كتابتها على الألف تدريبه على ضبط وتوظيف الفعل الماضي في جمل يمكن لولي الأمر الدخول من خلال الرابط المرفق لموقع قناة اللغة العربية والتربية الإسلامية الخاص بمدرسة ونشستر ومتابعة التسجيلات الخاصة بالدروس ومشاركتها مع التلميذ وتدوين ما تعلمه في دفتره المدرسي.</p>	<p>منصة اقرأ بالعربية</p> <p>الهمزة المتطرفة</p> <p>قناة اللغة العربية والتربية الإسلامية بمدرسة ونشستر</p>



The Winchester School

Family Learning Newsletter -Year 6- January 2021





Arabic for Non Arabs	<p>The weather (الطقس)</p> <ul style="list-style-type: none">- To create sentences about the weather.- To design a mind map about the four seasons.- To describe the weather in the four seasons.- To create a paragraph about the four seasons.- To compare between two seasons.-To use the exclamation, and preference styles with the weather.-To express their opinion about the weather in different countries.-To compare between the weather in UAE and another country.	<p>Encourage your child to memorize their new vocabulary about the new topic the (dictionary).</p> <p>Share with your child articles about the weather in UAE to help in talking and writing.</p> <p>Go through the links on the Arabic YouTube channel so that you can help your child learn more at home about the topic.</p>	<p>Four Seasons</p> <p>I Read Arabic</p> <p>Arabic and Islamic YouTube Channel</p>
Islamic for Arabs	<p>حاسبوا أنفسكم</p> <p>أن يستنتج الطالب الحكمة من خلق الإنسان. أن يستنتج الطالب مسؤوليات الإنسان في الحياة. أن يستنتج الطالب ما يرشدنا إليه الحديث الشريف.</p> <p>آداب المسجد</p> <p>أن يبين الطالب مكانة المساجد وأهميتها في الإسلام أن يوضح الطالب آداب المسجد أن يستنبط الطالب ثمرات التأدب بآداب المسجد</p>	<p>مساعدة الطالب وتوجيهه إلى تقوى الله عز وجل وطاعته مساعدة الطالب في معرفة مسؤولياته في الحياة حثه على الالتزام والتأدب بآداب المسجد وتطبيقها في حياته مساعدة الطالب في حفظ دعاء دخول المسجد والخروج منه والالتزام به دائمًا عند الدخول والخروج . يمكن لولي الأمر الدخول من خلال الرابط المرفق لموقع قناة اللغة العربية والتربية الإسلامية الخاص بمدرسة ونشستر ومتابعة التسجيلات الخاصة بالدروس ومشاركتها مع التلميذ وتدوين ما تعلمه في دفتره المدرسي.</p>	<p>تقوية الإيمان ومحاسبة النفس</p> <p>سجود السهو وسجود التلاوة وسجود الشكر</p> <p>آداب المسجد</p> <p>قناة اللغة العربية والتربية الإسلامية</p> <p>بمدرسة ونشستر</p>



The Winchester School

Family Learning Newsletter -Year 6- January 2021



<p>Islamic for Non Arabs</p>	<p>-Lesson1: The etiquettes on streets. To infer the main important manners of the street in Islam. To explain the importance of abiding by these etiquettes with reference to Quran and Sunnah. -Lesson 2: Kindness is good To explain the concept of kindness in Islam. To infer the aspects of kindness to others with reference to Quran, Sunnah and Sirah. -Lesson 3: Surat as Sajdah (1-12) To explain the overall meaning of the verses. To conclude the main lessons from the verses</p>	<ul style="list-style-type: none"> - Share with your child the etiquettes of the street. - Encourage to abide by these etiquettes. - Encourage your child to talk about different manifestations of kindness. - Share the benefits of being kind and spreading kindness. - Encourage your child to search about evidences from Quran or Sunnah showing the concept of kindness. - Encourage your child to memorize the verses 1-12 from Surat as Sajdah. - Let them tell you about the themes of the verses and their meanings. <p>Go through the links on the Arabic YouTube channel so that you can help your child learn more at home about the topic.</p>	<p>What Are the Rights of the Road in Islam?</p> <p>The Concept of Kindness in Islam</p> <p>Surah As Sajda by Mishary Al Afasy</p> <p>Arabic and Islamic YouTube Channel</p>
<p>French</p>	<p><u>Topic: Chez moi</u></p> <ul style="list-style-type: none"> - To describe where do you live. - To name and identify different parts of the house. 	 <p>- Ask your child to find out the different pieces of the house in French.</p>	 <p><u>Topic: Chez moi</u></p> <p>https://www.youtube.com/watch?v=Q3AGIKdQUvg</p>



The Winchester School

Family Learning Newsletter -Year 6- January 2021



Share

Create a presentation or poster to describe where they live
(in a town/in a city or a village ----)

Create a mind map to name different pieces of the house



Encourage

Students to keep exploring the links given.

https://www.youtube.com/watch?v=ms_bjzkKIM0

<https://www.youtube.com/watch?v=RYDdP9GZLao>

<https://www.youtube.com/watch?v=Ghu3aeAvKq0>

https://www.youtube.com/watch?v=npniUd2M_vl



[Wordwall Activity](#)

<https://wordwall.net/play/6617/068/227>

[Quizlet Activities](#)

<https://quizlet.com/475423513/les-pieces-de-la-maison-flash->

<https://quizlet.com/475423513/match>



The Winchester School

Family Learning Newsletter -Year 6- January 2021



<https://quizlet.com/475423513/gravity>

<https://quizlet.com/475423513/test>



Keep practising the topic "my house" 'at home' by visiting **Linguascope** and playing.

Go to beginner –choose French- the topic "ma maison".

Find attached pictures for more clarification.

Username: winlang

Password :gems2020





The Winchester School

Family Learning Newsletter -Year 6- January 2021




<p>ICT</p>	<p><u>Topic Radio Station</u></p> <p>To use software and digital devices for recording sound.</p> <p>To make adverts and using jingles.</p> <p>To write scripts and design additional advertising for their Radio Station.</p> <p>To research and plan digital content for a radio podcast.</p> <p>To create and present digital Content for a radio podcast</p> <p>To design and record a persuasive radio advert for a product/service</p> <p>To present and evaluate audio content.</p>	<p>Radio Station Research:</p> <p>Challenge to research existing radio stations to investigate what is broadcast and what they enjoy listening to. Notes can be made which focus on show titles and times, jingles and other content.</p> <p>Podcast Research and Interview:</p> <p>Discuss about ideas for their own new podcast to be recorded about an event, hobby or interesting topic of their choice.</p> <p>Challenge to think of interview questions for a friend or family member.</p>	<p>Documentation on Audacity</p> <p>Audacity Editing 101 (YouTube)</p> <p>Audacity Basics: Recording, Editing, Mixing (YouTube)</p>



The Winchester School

Family Learning Newsletter -Year 6- January 2021





<p>Music Year 06 (Kiko)</p>	<p>To learn how to play the recorder using notes and rests</p>	<p>Let the child practice at home, even though there will be squeaking.</p> <p>Be an audience and check if the child is holding the recorder properly.</p>	<p>https://www.youtube.com/watch?v=T8BlfntBOFU&t=12s</p>
<p>Music Year 06 (Sunil)</p>	<p>To learn how to play the “C” Major scale Ascending and Descending + “C “ Major exercise</p>	<p>Let the child practice at home, even though there will be squeaking.</p> <p>Be an audience and check if the child is holding the recorder properly.</p>	
<p>Arts</p>	<p><u>To explore the concepts of surrealism and early cubism that Chagall portrayed in his work.</u></p> <p><u>Crumpled paper art</u></p>	<p>Discuss with your child about I AND THE VILLAGE and the famous artist MARC SHAGALL.</p> <p>Encourage your child to use finished papers of all kinds to create beautiful crumpled paper art.</p> <p>Motivate your child to use a variety of tone, experimenting with cross- hatching and shading a 3D object.</p>	<p>I And the Village</p>  <p>Crumpled Paper Art</p>



The Winchester School

Family Learning Newsletter -Year 6- January 2021



	<p><u>To understand and demonstrate how to create tone using pencil.</u></p> 		<p>Creating Tone Using Pencil</p>
<p>Moral Education</p>	<p>Theme: Personality and morals.</p> <p>Unit : Taking Responsibility for Oneself and Others</p> <ul style="list-style-type: none"> - To recognize the factors that affect self-confidence and self-respect and understand how to develop resilience - To present and discuss ideas about identity and how the attitudes and actions of others can affect individual's sense of self-worth positively or negatively. <p>Key vocabulary:</p> <p>Responsibility: Performing duties, sharing, cooperating and providing assistance to others in the family, school and community.</p>	<p>Talk to your child to create an awareness of the needs of others, including vulnerable groups (such as the elderly) and provide practical support and consideration and support</p> <p>Encourage your child to present and discuss ideas about identity and how the attitudes and actions of others can affect individual's sense of self-worth positively or negatively.</p> <p>Share with your child the real life examples where people take responsibilities and how each member in the family can practice self-responsibility.</p> <p>Activity: Household work is our responsibility.</p> <p>The family meets together in order to discuss responsibilities in the house.</p>	<p>www.moraleducation.ae</p> <p>www.goodchoicesgoodlife.org/choices-for-young-people/accepting-responsibility-/</p> 



The Winchester School

Family Learning Newsletter -Year 6- January 2021



	<p>Self-responsibility: Setting goals for success and self-realization in personal, educational and professional life.</p> <p>Taking responsibility:</p> <p>Recognizing one's obligations and willingly fulfilling them.</p> <p>Perseverance: Continually conducting work and making an effort until the objective is achieved.</p>	<p>Everyone draws a list of tasks that should be conducted in the house.</p> <p>On a piece of coloured paper, each family member writes down the tasks they will perform.</p> <p>Family members discussed the tasks assigned to each of them, and vote on whether the individual's performance is good or needs to be improved.</p> <p>Family members provide suggestions to improve the performance of an individual who does not do well.</p> <p>Every family member undertakes to carry out their responsibilities by signing the main list of tasks.</p>	
<p>Physical Education</p>	<p><u>Yoga for stability and balance</u> Yoga has been known for so long as the thing to do when you want to get more flexible. But here's the thing: Yoga can also strengthen most of your muscles, if you make sure to practice a few simple, accessible <u>postures</u>.</p>	<p><u>Talk and Encourage to do the following:</u></p> <p>Low or High Lunge-Anjaneyasana Warrior II Pose-Virabhadrasana II Downward-Facing Dog Pose-Adho Mukha Svanasana <u>Take Hand-to-Big-Toe Pose Further-</u> Utthita Hasta Padangusthasana A Extended Hand-to-Big-Toe Pose- Utthita Hasta Padangusthasana B</p>	<p><u>Useful sites:</u></p> <p>https://www.yogajournal.com/practice/fall-yoga-15-poses-proven-build-better-balance#gid=ci0207569a201d2620&pid=utthitahastapad-a</p> <p>https://www.youtube.com/watch?v=o_RGP8VmNoo</p>



The Winchester School

Family Learning Newsletter -Year 6- January 2021



Physical Fitness: Catching & Throwing

Catching and throwing are complex motor patterns. Most complex skills should be practiced at normal speed. Whereas some locomotor skills can be slowed down to promote learning, doing so with complex skills such as throwing, striking, or kicking destroys the rhythm and force generation required to throw maturely.

Paper Fitness:

Physical fitness is one's ability to execute daily activities with optimal performance, endurance, and strength with the management of disease, fatigue, and stress and reduced sedentary behavior..

Agility Workout

Talk and Encourage the children to do the following:



One hand, Two hands, High catch, Low catch, Sit and Catching Kneel down and catching. Throw dominant and non-dominant, throw on an object, throw on the basket and jump and throw

Talk and Encourage the children to do the following:

Two-foot hops
Left foot hops
Right foot hops
Sideways two-foot hops
Zig zag shuffle



Talk and Encourage the children to do the following:

Forward Running
High-Knee Drills
Lateral Running
Side-to-Side Drills



https://www.youtube.com/watch?v=T9XIGs_lu4g&t=481s

www.pecentral.org

<https://www.youtube.com/watch?v=E64OqomwiaA>



The Winchester School

Family Learning Newsletter -Year 6- January 2021



	<p>Agility is the ability to move quickly on your feet, and incorporating this kind of training into your workout routine can help improve your speed, strengthen your lower body, and reduce your risk of injury. "Agility ladder workouts are great for targeting the lower body, specifically fast-twitch muscles.</p>	<p>Dot Drills Jump Box Drills L Drills Plyometric Agility Drill Shuttle Runs</p>	
--	---	--	--