






The Winchester School

Family Learning Newsletter (FS 2) – March 2021



Area of learning	Focus	Home activities/How can you help your child at home	Useful website
<p>Prime Area Personal, Social and Emotional Development</p>	<p>Making Relationships: They show sensitivity to others' needs and feelings, and form positive relationships with adults and other children.</p> <p>Managing feelings and behaviour: Children talk about how they and others show feelings, talk about their own and others' behaviour, and its consequences, and know that some behaviour is unacceptable.</p> <p>Self – confidence and Self- awareness Children are confident to try new activities, and say why they like some activities more than others.</p>	<p>Home activities/How can you help your child at home</p> <p>Encourage your child to practice sharing, taking turns, resolve conflicts, and feel the joy of friendship. You can use playtime with peers to nurture relationship-building skills by: asking children to imagine how their behaviour might affect others: "I see that you told Greta that she can't play ball with you. How do you think that made her feel?"</p> <p>Talk to your child how they feel. Draw and label the emotion.</p> <p>Talk about why they are experiencing this particular emotion and what happened during the day to bring it on. If their emotion requires special sensitivity (such as anger, frustration, sadness, or confusion) ask them how someone could help them work through it. Some suggestions may include getting a hug, having some quiet time, talking things over with a loved one, or exercising.</p> <p>Encourage your child to take on tasks they show interest in, then make sure they follow through to complete it. Ask then why they like a particular activity.</p>	<p>Useful website</p> <p>What makes a good friend</p> <div data-bbox="1809 486 2016 630" style="border: 1px solid green; padding: 5px; text-align: center;"> <p>A Good Friend...</p> <p>is honest and tells the truth.</p>  </div> <p>Good behaviour</p> <div data-bbox="1803 810 2087 1037" style="border: 1px solid lightblue; padding: 5px;">  </div> <p>Be confident</p> <div data-bbox="1809 1228 2168 1412" style="text-align: center;">  <p>CONFIDENT KIDS ** A Performing Arts Preschool **</p> </div>

Communication and Language

Listening and attention

They listen to stories, accurately anticipating key events and responds to what they hear with relevant comments, questions or actions.

Understanding

Children follow instructions involving several ideas or actions.

Speaking

Children express themselves effectively, showing awareness of listeners' needs.

Encourage Show and Tell activities where they talk about toys or other objects. Include activities that involve describing and guessing games.

Share timers to help extend concentration of your child if they find it difficult to focus their attention on a task.

Use opportunities to stop and listen carefully for environmental sounds, and talk about sounds they can hear such as long, short, high, low.

Encourage your child to play 'Simon says' or any game that involves several instructions.

After you give an instruction, wait a few seconds, without repeating what you said. Talk to your child to listen calmly to instructions given once.

Talk about why it is important to pay attention when others are speaking.

Share story books with your child and encourage them to talk about what is happening and to act out the scenarios in character.

Talk to your child how to use language for negotiating, by saying "May I...?", "Would it be all right...?", "I think that..." and "Will you...?" in your interactions with them. Model language appropriate for different audiences, for example, a visitor.

[Listening and attention](#)



[Study Skills and Attention](#)

[Listening](#)



[Express themselves](#)

Physical Development

Moving and handling:

They move confidently in a range of ways, safely negotiating space.

Health and self-care:

Children know the importance for good health of physical exercise, and a healthy diet, and talk about ways to keep healthy and safe.

Encourage children to practice some new skills, such as hopping, walking tiptoe or going backwards. Ensure your child is physically active for at least three hours every day.

Talk to your child about the importance of staying active. Plan a range of interactive indoor and outdoor games or activities for your children, as alternatives to watching TV or playing on the computer.

Encourage your child to have a balanced healthy diet and stress on the importance of drinking water.



Specific Area Literacy

Reading

They use phonic knowledge to decode regular words and read them aloud accurately.

Children read and understand simple sentences.

Share and read words and simple books. Provide varied texts and encourage children to use all their skills including their phonic knowledge to decode words.

Encourage your child to make up their own stories looking at picture books or books with simple words and sentences.

[Reading sentences.](#)

Stories

Shark in the park


“Mr. Gumpy’s Motor Car” by John Burningham.

Oi get off the train

Encourage to read more books on growth (plants and farm animals, endangered animals and underwater animals). Help children to talk about different stories and discuss how they will act, what part each child will play and what materials they will need. Set up a stage at home and enact a story. Include props, simple dialogues, costumes etc.

Share and read information books on different animals. Try to find out the different features of each animal. Ex. Day and night animals.

Look at a website with good pictures of animals.



Mathematics

Writing:
Children use their phonic knowledge to write words in ways which match their spoken sounds.

Jolly Phonics
Introduction of x, ch, sh, th/th, qu, ou, oi and ue.
Blending consonant, vowel, consonant (CVC) words for reading and writing.
Blending and reading of words in letter and sound book.
High frequency words- there, them, then, this, are, with, you, her, were, with, out, so, one, do, could, would, should.

Numbers:
Using quantities and objects, they add and subtract two single-digit numbers and count on or back to find the answer.


Encourage your child to go through the picture galleries and recognise the different animals. Talk about endangered, extinct, farm and wild animals

Encourage your child to write High Frequency words and frame sentences for them. Make story books and encourage them to share with friends or read to them. Provide a range of opportunities to write for different purposes about things that interest your child.
Talk about how they are going to save the endangered animals. Write notices, letters to save the endangered animals.

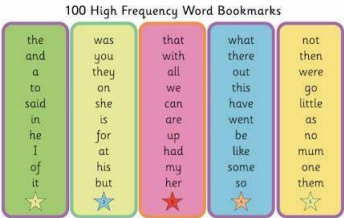
Encourage them to write the word by sounding out the individual letter sounds they can hear.
Find things with letter sound of x, ch, sh, th/th, qu, ou, oi and ue.
Find the sounds in books and magazines and highlight the words.
Practise writing and reading High Frequency words by look say, cover, write and check.

Provide a wide range of number resources and encourage your child to be creative in identifying and devising problems and solutions in all areas of learning.

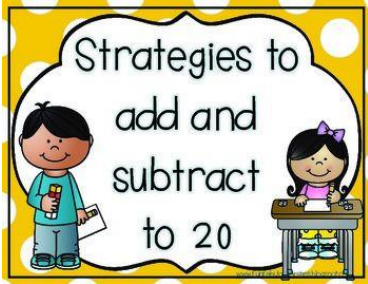

Share and help your child to count objects (fruits, vegetables, toys) and add 1 or more.
You may use a staircase to show a starting point and how you arrive to another point when one more added.



HF words



Addition

	<p>Space, shapes and measures Uses everyday language related to money.</p>	<p>Share and add one or 2 more to a given number on fingers or objects.</p> <p>Encourage your child to recognise different coins, in your own currency and the local coins. Sort money according to the coin size, value, colour.</p>	<p>Take away</p>  <p>Money</p>
<p>Understanding the World</p>	<p>People and communities Children talk about past and present events in their own lives and in the lives of family members.</p> <p>The World They make observations of animals and explain why some things occur, and talk about changes.</p> <p>Technology Children recognise that a range of technology is used in places such as homes and schools.</p>	<p>Share pictures and videos with your child of past and present of own family and other family members and talk about it. Share and celebrate special events with your child for ex birthday, New Year and festivals you celebrate.</p> <p>Encourage your child to talk about how they can save the endangered animals. Make a booklet of a different sharks and share it with your friends.</p> <p>Encourage the child to use the computer to play games, find stories and search for pictures/ images. Encourage your child to help press the button at the pelican crossing, or speak into the intercom to tell somebody you have come back.</p>	<p>Festival around the world</p> 

Expressive Arts and Design

Exploring and using media and materials

Children safely use and explore a variety of materials, tools and techniques.

Being imaginative

They represent their own ideas, thoughts and feelings through role play.

Encourage your child to create something from all that was collected and talk and share ideas. e.g. make a train using tissue box or other junk materials.

Play family game such as snake and ladder

Encourage children into imaginary role plays.

Encourage children to set different materials to create a scene set up to develop their projects and ideas being a part of the play and use different materials around the house to dress up and enact the story, pretending to be a chosen character from the story.



[Enacting the stories using props](#)

Up Coming Events-

4th March – Assembly on Healthy Lifestyle

7th March – International Women’s Day

8th to 11th March – Field trip

11TH March – Happiness

14th – March – Emirati Children’s Day

18th March - International Day of Happiness/ Pyjama party Story Time

