

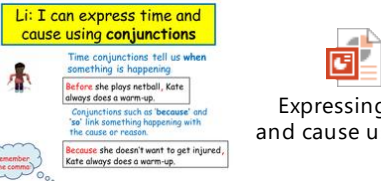






The Winchester School

Year 4 Family Learning Newsletter March 2021



| Area of learning | Focus | Home activities / How can you help your child at home | Useful Website |
|------------------|--|---|---|
| Literacy | <p>Link to Education:</p> <p>Equality: Am I a fair person? What does it mean to treat people equally?</p>   <p>Fact Files: Finding Information</p> <p>Spelling: Learning Objective</p> <ul style="list-style-type: none"> To spell words with the prefixes: in-, il-, ir- im- Use words with endings that sound like /ʒən/ <p>Grammar: Learning Objective</p> <ul style="list-style-type: none"> To organize ideas into paragraphs. To use fronted adverbials. To use conjunctions to show time and cause  <p>Expressing time and cause using cor</p> <p>Punctuations: Learning Objective</p> | <p>Discuss with your children about the importance of being fair. Show them scenarios where they can choose between being fair or unfair.</p> <p>Remind them that it is very important to inculcate and follow moral values as they are strong pillars in building up character.</p> <p>Discuss: The prefix in means not. When you add in to a root word, you do not change the spelling. Example correct = incorrect.</p> <p>Look for the rules for these prefixes and create a list of words beginning with them</p> <p>Talk to them about the different ways to spell the words with endings that sound like /ʒən/ -tion, -sion, -ssion, -cian</p> <p>Challenge them to create a list of words with endings that sound like /ʒən/</p> <p>Remind the children that a paragraph is a group of sentences about one idea or topic.</p> <p>Ask them to look at the paragraphs in 'Breath' and to try and summarise the key idea of each paragraph in one or two sentences, looking particularly at the subheadings and the first sentence in each paragraph.</p> <p>Display the fronted adverbials. Ask children to create three sentences that could be used in their fact files.</p> <p>Surprisingly, Unusually, Amazingly.</p> | <p>Best Moral Stories</p> <p>prefixes</p> <p>prefix</p>  <p>Africa paragraph work.docx</p> <p>paragraph hamburger</p> <p>Random Wheels Fronted Adverbials punctuation</p> <p>Conjunction Wheel</p>  <p>Conjunctions.ppt</p> |



The Winchester School

Year 4 Family Learning Newsletter March 2021



- To use basic punctuations to mark grammatical boundaries like commas and full stops are used to join and separate clauses;

- to identify in their writing which is more effective.

Text Level: Learning Objectives

- To explore the key features and sources of finding information
- To explore the different ways in which authors can present formal informational writing.
- To plan an information text- fact file, leaflet, booklet
- To convey information using different forms narrative and non-narrative
- To discuss the purpose of the text and retrieve information.



Non-Fiction : Website Adverts Learning Objectives

Tell the children that some conjunctions are useful for showing time (when something happened) or cause (the reason that it happened)

Show the ppt and challenge them.

Talk to the children that inverted commas or speech marks go around direct speeches, including its punctuation.

Remind them that if the speech ends with an exclamation mark or question mark, this also goes inside the inverted commas.

Give an unpunctuated paragraph to the children and ask them to rewrite the same using punctuations appropriately.

Create their own punctuation cards and explain its usage.

Enjoy Kung FU punctuation activity using the links.

[Online punctuation games](#)

Ask “What is a fact file?” **Encourage** them to write whatever comes to their mind to check their basic understanding.

Tell them that Fact Files are a way of presenting information and can be structured in many different ways.

Show them the power point on Foxes.



Ask them to list the way in which the information is presented.

Question them on the following:

- The purpose of the text.

[punctuations interactive](#)



[Fact Files Info Text](#)

[Writing a Fact File](#)

[Fact and Opinion](#)

[Presenting Information](#)



The Winchester School

Year 4 Family Learning Newsletter March 2021



- To analyse the structure and content of the model text - "Go Ape!" web leaflet.
- To investigate layout of advertisements.
- To identify how language, structure and presentation contribute to meaning of the text.
- To evaluate the purpose of advertisement.
- To design an advertisement.

- Information it contains
- Style of writing
- Lay out features
- Difference between Facts and Opinions

Tell them that they are going to create their own Fact File on given topics choosing an appropriate style : personal and impersonal

Encourage them to **Create** their own Fact File doing some **research work** on the following topics:

- Fidget Spinners
- Arabian Oryx
- UAE Culture and Tradition

Discuss the adverts that your ward enjoys watching. Cut out advertisements from newspapers or magazines and discuss the use of colours, font, pictures etc in them.

STEAM integrated activity:

<https://www.mrbreakfast.com/box1.asp>

Design your own cereal box online.

Talk about any advertisement, which persuaded you or your child to buy something and discuss why.

Encourage your child to become aware of persuasive language used in advertisements, which can sometimes be misleading.

Be an ad detective: **Share** with the child your favourite advertisement and what you like in it (The jingles, pictures, layout, words or pictures, which touch upon your sentiments, humour). Similarly ask your child to evaluate his / her favourite advertisement too.



Advertisements

- They contain a mix of facts and persuasive comment.
- They focus on the positive and ignore the negative.
- They use exaggerated language, full of adjectives and adverbs to paint an appealing picture.
- They start sentences with the imperative.
- They ask rhetorical questions.
- They use memorable images and slogans.
- Their main purpose is to convince the reader to buy their product.



The Winchester School

Year 4 Family Learning Newsletter March 2021



| | | | |
|--|--|--|--|
| | | <p>Sit together to design an advertisement for a product of your choice.</p> <p>Create a list of powerful verbs, example: persuade, convince, hook, promise etc.,</p> | |
|--|--|--|--|

| Area of learning | of Focus | Home activities/How can you help your child at home | Useful website |
|------------------|----------|---|----------------|
|------------------|----------|---|----------------|



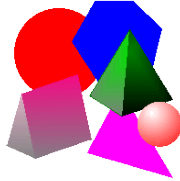
The Winchester School

Year 4 Family Learning Newsletter March 2021



Numeracy

•To identify and investigate properties of common 2-D shapes and 3-D shapes.



•To investigate reflections of shapes and patterns.



Talk to your child about the different 2D and 3D shapes they see around them e.g. road sign boards, items found in kitchen. Challenge them to classify them based on their similarities and differences.

Encourage your child to open an empty cereal box, undo all flaps check its net and sketch it on paper. Identify the shapes you have sketched.

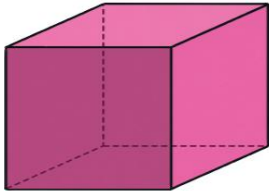
Talk about where you can find symmetry around in real life.

E.g. – reflection seen in nature like butterfly – reflection seen in water, symmetrical objects like planes etc.

Encourage your child to draw different symmetrical drawings and check it using a mirror.

Challenge:

3D Skeleton Shapes
Build a Cube



Can you build a cube?
Look around your home to see if you can find a cube-shaped object to help you.

- How many faces will it have?
- What shape will they be?
- How many edges will it have?
- What length does each edge need to be?
- How many vertices will it have?

Properties of 3D shapes

Symmetry



I-Pad applications:


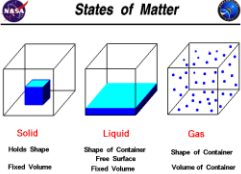
Properties and shapes



The Winchester School

Year 4 Family Learning Newsletter March 2021



| Area for learning | Focus | Activities | Useful Websites/Apps |
|-------------------|---|--|--|
| Science | States of Matter <ul style="list-style-type: none"> To explore the properties and compare the arrangements of particles of 3 states of matter. To recognize that matter changes from one form to another which can be reversed. To study the behavior of different types of solids and liquids in water. To explore the factors which affect the rate of evaporation of water. To explore the relationship between surface area/heat and the rate of evaporation of water | <p>Talk about the 3 states of matter (solid, liquid and gas) and their properties.</p> <p>Share about how these properties can be investigated. E.g.: Pouring water into different containers to see it acquires their shape. Spraying perfume in one corner of the room to see that it spreads in the whole room.</p> <p>Encourage them to initiate a few enquires on the properties of matter. E.g.: ‘Why is sand a solid, when it flows like a liquid?’</p>  <p>Talk about how heat can affect different states of matter thus causing change in their physical properties.</p> <p>Share real life examples about the effect of heat on solids, liquids and gas. E.g. Ice (solid) melts when heated to form water (liquid) and vice versa. Mixture of milk and sugar is frozen to make ice-cream.</p> <p>Encourage them to read and find information on Melting, Freezing, Boiling and Condensation. Also factors that affect Evaporation.</p> | <p>Solid, liquid and gas</p> <p>States of matter</p>  <p>Changes in states of matter</p> <p>Changes in states of matter 2</p> <p>Dissolving experiment</p> <p>Soluble and insoluble materials</p> |



The Winchester School

Year 4 Family Learning Newsletter March 2021



Talk about different solids that dissolve and do not dissolve in water.



Share real life examples E.g.: Sugar dissolves in water. Sand does not dissolve in water.


Encourage them to explore about how different factors affect rate of dissolving.

Talk about the various factors that affect the rate at which a liquid evaporates. E.g.: surface area, wind, heat.

Share about how these properties can be investigated. E.g.: Why do clothes dry faster when it is windy, or how clothes kept in shade take longer to dry than those exposed to the Sun.

[Surface area and evaporation](#)

[Factors affecting evaporation](#)





The Winchester School

Year 4 Family Learning Newsletter March 2021



| | | | |
|--|--|--|--|
| | | | |
|--|--|--|--|

| Area of learning | Focus | Home activities/How can you help your child at home | Useful website |
|------------------|---|--|--|
| Arabic for Arabs | <p>معطفي القرمزي :</p> <p>أن يحدد التلميذ الفكرة الرئيسة والأدلة الداعمة لها .</p> <p>أن يحلل التلميذ بنية النصوص الأدبية وعناصرها الفنية .</p> <p>أن يميز التلميذ بين الحوار الداخلي والخارجي .</p> <p>أن يقارن التلميذ بين حكايات من ثقافات مختلفة.</p> <p>*الجملة الفعلية :</p> <p>أن يحدد التلميذ أركان الجملة الفعلية .</p> <p>أن يضبط التلميذ أركان الجملة الفعلية .</p> <p>أن يوظف التلميذ الجملة الفعلية .</p> <p>* فكرة تبذر الحلم :</p> <p>أن يحدد التلميذ الفكرة الرئيسة والأفكار الداعمة .</p> <p>أن يوضح التلميذ المعنى العام للنص .</p> <p>أن يحدد التلميذ نوع النص الأدبي .</p> <p>* مقالاتي صغيرة:</p> <p>أن يحدد التلميذ الفكرة الرئيسة والأفكار الداعمة</p> <p>أن يحلل التلميذ النصوص الأدبية ، وعناصرها الفنية .</p> | <p>* مساعدته في جمع شواهد عن الجملة الفعلية .</p> <p>* استخدام بعض الألعاب التعليمية للمساعدة على فهم الجملة الفعلية .</p> <p>* مساعدته في كيفية الإلقاء .</p> <p>* تشجيعه على التعبير عن أحلامه.</p> <p>* مساعدته في التمييز بين النصوص الأدبية .</p> <p>يمكن لولي الأمر الدخول من خلال الرابط المرفق لموقع قناة اللغة العربية والتربية الإسلامية الخاص بمدرسة ونشستر ومتابعة التسجيلات الخاصة بالدروس ومشاركتها مع التلميذ وتدوين ما تعلمه في دفتره المدرسي.</p> | <p>الجملة الفعلية</p> <p>منصة أقرأ بالعربية</p> <p>قناة اللغة العربية والتربية الإسلامية بمدرسة ونشستر</p> |



The Winchester School

Year 4 Family Learning Newsletter March 2021



| | | | |
|------------------------------|---|--|--|
| | أن يفاضل التلميذ بين جملتين بناءً على إحياءات الألفاظ . | | |
| Arabic for Non-Arabs | <p>The transportation</p> <p>To distinguish between the 1 .transportations.</p> <p>To describe the transportations using 2 the new vocabulary.</p> <p>To compare between the different 3.transportations.</p> <p>4- To create a paragraph about the transportations.</p> <p>5- To express his opinion about the transportations.</p> | <p>In every new lesson, we provide new words with its meanings.</p> <p>Help your child to memorize them and using them in sentences on his/her own.</p> <ul style="list-style-type: none">- Help your child to link between the picture and the word.- Ask your child to draw the transportations and describe them.- Ask your child to speak about his- her favourite transportation. <p>- Go through the links on the Arabic YouTube channel so that you can help your child learn more at home about the topic.</p> | <p>THE TRANSPORTATIONS IN ARABIC</p> <p>Places in Dubai</p> <p>I Read Arabic</p> <p>Arabic and Islamic YouTube Channel</p> |
| Islamic for Arabs | <p>صلاة الجماعة</p> <p>أن يدلل الطالب على فضل صلاة الجماعة</p> <p>أن يستنتج الطالب فضل صلاة الجماعة</p> <p>السنن الرواتب</p> <p>أن يميز الطالب السنن الرواتب</p> <p>أن يشرح الطالب فضل السنن الرواتب.</p> <p>سورة الأعلى</p> <p>أن يوضح الطالب المعنى الإجمالي للسورة</p> <p>أن يلتزم الطالب آداب التلاوة</p> | <p>يساعد ولي الأمر التلميذ في</p> <p>تعلم فضل السنن الرواتب</p> <p>التشجيع على صلاة السنن الرواتب</p> <p>حفظ السورة من خلال المصحف المعلم</p> <p>تسجيل فيديو لقراءة السورة .</p> <p>- يمكن لولي الأمر الدخول من خلال الرابط المرفق لموقع قناة اللغة العربية والتربية الإسلامية الخاص بمدرسة ونشستر ومتابعة التسجيلات الخاصة بالدروس ومشاركتها مع التلميذ وتدوين ما تعلمه في دفتره المدرسي.</p> | <p>السنن الرواتب</p> <p>سورة الأعلى</p> <p>قناة اللغة العربية والتربية الإسلامية بمدرسة ونشستر</p> |
| Islamic for Non-Arabs | <p>Morals of righteous.</p> <p>To explain the overall of meaning of the Hadith.</p> | <p>1- Share with your child the general meaning of the hadith of the strong believer.</p> | |



The Winchester School

Year 4 Family Learning Newsletter March 2021



| | | | |
|--|--|--|---|
| | <p>To conclude that Muslims fear Allah everywhere and all times.</p> <p>The virtues of doing good to parents</p> <p>To explain the good treatment of parents in Islam.</p> <p>To explain the virtues and the reward of doing good to parents.</p> <p>Tolerance.</p> <p>To explain that tolerance and being the first to forgive is one of the morals of believer.</p> <p>To explain the reward of tolerance and forgiveness.</p> <p>The virtues of truthfulness.</p> <p>To explain the importance of truthfulness.</p> <p>To infer the types of truthfulness.</p> | <ol style="list-style-type: none"> 2- Share your child how can Muslims fear Allah everywhere and all times. 3- Speak with your child about the good treatment of parents in Islam. 4- explain the virtues and the reward of doing good to parents. 5- Share with your child that tolerance and being the first to forgive is one of the morals of believer. 6- Talk with your child the reward of tolerance and forgiveness. 7- Speak with your child about the importance of truthfulness. 8- Share with him the types of truthfulness Go through the links on the Arabic and Islamic YouTube channel so that you can help your child learn more at home about the topic | <p>Being Dutiful & Kind to our Parents - Zaky's Ramadan (Islamic Cartoon) - YouTube</p> <p>How did the Prophet ﷺ Deal with Hardship? - Mufti Menk - Light Upon Light - YouTube c</p> <p>How The Prophet Turned To God In Hardship ^{HD} Emotional by Ustadha Yasmin Mogahed TDR - YouTube</p> <p>The Rewards of Being Patient Dr. Yasir Qadhi Patience Series - YouTube</p> <p>Arabic and Islamic YouTube Channel</p> |
|--|--|--|---|

| Area of Learning | Focus | Home activities/How can you help your child at home | Useful Websites |
|------------------|--|--|--|
| Humanities | <p>Use the eight points of a compass, four figure grid references, symbols and key to build their knowledge of the wider world</p> <p>Planning a trip to a place in Europe</p> | <p>Encourage your child to explore the eight-point compass and four figure grid references, symbols and keys to build their knowledge of the wider world.</p> <p>Talk to your child about the places they would like to visit in Europe and all that they would need to keep in mind doing that.</p> | <p>https://www.youtube.com/watch?v=o8AsM5ajxrE</p> <p>https://education.gov.scot/improvement/practice-exemplars/4-and-6-figure-grid-references/</p> <p>https://travel.usnews.com/rankings/best-europe-vacations/</p> |



The Winchester School

Year 4 Family Learning Newsletter March 2021



| Area of Learning | Focus | Home activities/How can you help your child at home | Useful Websites |
|--------------------|---|---|---|
| UAE Social Studies | <p>1. Using Electricity</p> <p>2. Powered Engines</p> <p>3. Developments in Transportation</p> | <p>Encourage your child to research the evolution of electricity through the ages.</p> <p>Encourage your child to research about the invention of powered engines.</p> <p>Talk with your child about the major inventions and developments in transportation through the ages.</p> | <p>https://www.youtube.com/watch?v=Uf76pThNXZc</p> <p>Vocabulary: Electricity, Invention</p> <p>Vocabulary: Steam, engine, machine, mass production.</p> <p>https://www.youtube.com/watch?v=25laUQ_oUyM</p> <p>Vocabulary: steamship, automobile, metro, airplane</p> |


| Area for learning | Focus | Activities | Useful websites |
|-------------------|-------|------------|-----------------|
|-------------------|-------|------------|-----------------|



The Winchester School

Year 4 Family Learning Newsletter March 2021



| | | | |
|--|--|---|---|
| <p>French Les animaux et les opinions</p> | <p>-To describe the animals using colors, numbers -To compose paragraph about animals using opinions</p> | <p>Talk : Practice & encourage the child to pronounce the words with the correct gender.</p> <p>Share: Use Mon, Ma (my) with the animals in french.</p> <p>Qu'est-ce que c'est? - C'est mon chien. You can even draw them with speech bubbles.</p> <p>Write the color according with the gender.</p> <p>Use the opinions with animals:</p> <p>J'aime.../ Je n'aime pas</p> <p>Encourage: To develop the listening, speaking and written skills and praise the effort.</p> | <p>https://www.youtube.com/watch?v=Ub-V1n6zpQE</p> <p>https://www.youtube.com/watch?v=7jww6W2I910</p> <p>https://www.youtube.com/watch?v=c5p6uo3Wekg</p> <p> les animaux.mp4</p> |
|--|--|---|---|

| Area of learning | Focus | Home activities/How can you help your child at home | Useful websites |
|------------------|-------|---|-----------------|
|------------------|-------|---|-----------------|



The Winchester School

Year 4 Family Learning Newsletter March 2021



3D- PRINTING design and Technologies

Introducing the 3d printer and design the 3D models using the Online tool called TINKERCAD.



Creativity,
critical thinking, Technology.

Tinkercad is a free, easy-to-use app for 3D design, electronics, and coding.

Encourage your child to complete the starter projects and explore the designing of a 3D-model.

Create a 3D house model, a dice or many different models using Tinkercad.com.

<https://www.tinkercad.com/>

<https://www.youtube.com/watch?v=sylu4fRLHkk>



The Winchester School

Year 4 Family Learning Newsletter March 2021



| Area of learning | Focus | Home activities/How can you help your child at home | Useful websites |
|----------------------------------|--|---|--|
| <p>Physical Education</p> | <p>Paper Fitness Workout: Develop knowledge and understanding for identifying own strengths and areas to improve, based on components of fitness.</p> <p><u>Physical Fitness: Catching</u></p> <p>Physical fitness is one's ability to execute daily activities with optimal performance, endurance, and strength with the management of disease, fatigue, and stress and reduced sedentary behavior.</p> <p><u>Fun Activities:</u></p> | <p><u>Talk and Encourage the children to do the following:</u></p>  <p><u>One hand, two hands, High catch, Low catch, Sit and Catching Kneel down and catching. Laydown and catching.</u></p>  | <p><u>Useful sites:</u></p> <p>https://www.youtube.com/watch?v=gkKBmhE7YVvk&t=222s</p> <p>https://www.youtube.com/watch?v=v3kTUdWM7U4&t=154s</p> <p>https://www.youtube.com/watch?v=e_r62X1jYmU</p> <p>https://www.youtube.com/watch?v=sslzYTq6ZOI</p> <p>https://www.youtube.com/watch?v=abYGXavbCD4</p> |



Physical Fitness: Throwing

Physical fitness is one's ability to execute daily activities with optimal performance, endurance, and strength with the management of disease, fatigue, and stress and reduced sedentary behavior.

Talk and Encourage the children to do the following:

- Throw dominant and non-dominant.
- Throw on an object
- Throw on the basket
- Jump and throw
- Under arm throw
- Over arm throw.



https://www.youtube.com/watch?v=o_RGP8VmNoo
<https://www.youtube.com/watch?v=IRkNsh8tvaY>

<https://www.youtube.com/watch?v=sUErf5qPNJI>

<https://www.youtube.com/watch?v=KrLnJVErsTO>

Physical Fitness: Striking

Focus is on to assess their Physical fitness abilities in endurance, flexibility, coordination, strength, balance etc.

Talk and Encourage the children to do the following:

- One hand strike
- Two hand strike
- Strike with note book
- Striking with notebook
- Tapping with right and left hand
- Tapping with alternate hand
- Tapping with notebook



<https://www.youtube.com/watch?v=jBZuX6JvLHI>

<https://www.youtube.com/watch?v=k-S1w0xxWXI>





The Winchester School

Year 4 Family Learning Newsletter March 2021



| Area of Learning | Focus | Home activities/How can you help your child at home | Useful Websites |
|------------------|-------|---|-----------------|
| | | | |



The Winchester School

Year 4 Family Learning Newsletter March 2021



| | | | |
|---------------------------------|---|---|---|
| Music Year04 (Kiko) | Learning how to play the recorder using notes | <ul style="list-style-type: none">• Let the child practice at home, even though there will be squeaking.• Be an audience. But better also check if the child is holding the recorder properly. Download the files I emailed last January for your child's easy reference | https://www.youtube.com/watch?v=qF8HVQ96McQ&t=25s |
| Music Year04 (Sunil) | Learning how to play the recorder using notes followed by "Happy birthday to you" | <ul style="list-style-type: none">• Let the child practice at home, even though there will be squeaking. Be an audience. But better also check if the child is holding the recorder properly. | |