








# The Winchester School

## Family Learning Newsletter-Year 5-March 2021



Area of learning	Focus	Home activities/How can you help your child at home	Useful website																																																						
<p><b>Literacy</b></p>	<p><b>Spelling:</b> To use hyphen after prefixes. To spell and use homophones correctly. To spell words with silent letters.</p>  <p><b>Punctuation:</b> <b>Add Commas and Semi colon:</b> To use commas and semi colon in sentences appropriately.</p> <p><b>Grammar:</b> <b>Getting personal</b> – To explore the use of pronoun, second person plural and third person plural in sentences.</p>  <p><b>Text Level:</b> <b>Link with Moral Education:</b> <b>Non-Fiction - Formal Letters:</b></p>	<p><b>Talk and Encourage the children to do the following:</b> <b>Click</b> on the following link to understand more about the Homophones. <a href="#">Homophones</a> <b>Together</b> practice the use of silent words in writing using the following link below: <a href="#">Silent letters</a></p> <p><b>Discuss</b> the importance of using commas and its rules using the link below: <a href="#">Commas - Rules</a></p> <p><a href="#">Follow the link given to know more about second person plural.</a></p> <div style="text-align: center;">  <p><b>PRONOUNS</b></p> <table border="1" data-bbox="837 1007 1525 1378"> <thead> <tr> <th></th> <th>Subject Pronouns</th> <th>Object Pronouns</th> <th>Possessive Adjectives</th> <th>Possessive Pronouns</th> <th>Reflexive Pronouns</th> </tr> </thead> <tbody> <tr> <td>1st person singular</td> <td>I</td> <td>Me</td> <td>My</td> <td>Mine</td> <td>Myself</td> </tr> <tr> <td>2nd person singular</td> <td>You</td> <td>You</td> <td>Your</td> <td>Yours</td> <td>Yourself</td> </tr> <tr> <td>3rd person singular (male)</td> <td>He</td> <td>Him</td> <td>His</td> <td>His</td> <td>Himself</td> </tr> <tr> <td>3rd person singular (female)</td> <td>She</td> <td>Her</td> <td>Her</td> <td>Hers</td> <td>Herself</td> </tr> <tr> <td>3rd person</td> <td>It</td> <td>It</td> <td>Its</td> <td>Its</td> <td>Itself</td> </tr> <tr> <td>1st person (plural)</td> <td>We</td> <td>Us</td> <td>Our</td> <td>Ours</td> <td>Ourselves</td> </tr> <tr> <td>2nd person (plural)</td> <td>You</td> <td>You</td> <td>Your</td> <td>Yours</td> <td>Yourselves</td> </tr> <tr> <td>3rd person (plural)</td> <td>They</td> <td>Them</td> <td>Their</td> <td>Theirs</td> <td>Themselves</td> </tr> </tbody> </table> <p><a href="http://www.englishgrammarhere.com">www.englishgrammarhere.com</a> </p> </div>		Subject Pronouns	Object Pronouns	Possessive Adjectives	Possessive Pronouns	Reflexive Pronouns	1st person singular	I	Me	My	Mine	Myself	2nd person singular	You	You	Your	Yours	Yourself	3rd person singular (male)	He	Him	His	His	Himself	3rd person singular (female)	She	Her	Her	Hers	Herself	3rd person	It	It	Its	Its	Itself	1st person (plural)	We	Us	Our	Ours	Ourselves	2nd person (plural)	You	You	Your	Yours	Yourselves	3rd person (plural)	They	Them	Their	Theirs	Themselves	<p><b>Useful sites for Grammar:</b></p> <p><a href="#">Worksheets on Homophones</a></p> <p><a href="#">Worksheets on Silent letters</a></p>  <p><a href="#">Worksheet on pronouns</a></p> <p><a href="#">Second person plural</a></p> <p><a href="#">First-second-and-third-person</a></p> <p><a href="#">First-second-and-third-person online worksheet</a></p> <p><b>Interactive online reading passages online:</b> <a href="#">READING COMPREHENSION</a></p> <p><a href="#">COMPREHENSION PASSAGES</a></p>
	Subject Pronouns	Object Pronouns	Possessive Adjectives	Possessive Pronouns	Reflexive Pronouns																																																				
1st person singular	I	Me	My	Mine	Myself																																																				
2nd person singular	You	You	Your	Yours	Yourself																																																				
3rd person singular (male)	He	Him	His	His	Himself																																																				
3rd person singular (female)	She	Her	Her	Hers	Herself																																																				
3rd person	It	It	Its	Its	Itself																																																				
1st person (plural)	We	Us	Our	Ours	Ourselves																																																				
2nd person (plural)	You	You	Your	Yours	Yourselves																																																				
3rd person (plural)	They	Them	Their	Theirs	Themselves																																																				



# The Winchester School

## Family Learning Newsletter-Year 5-March 2021



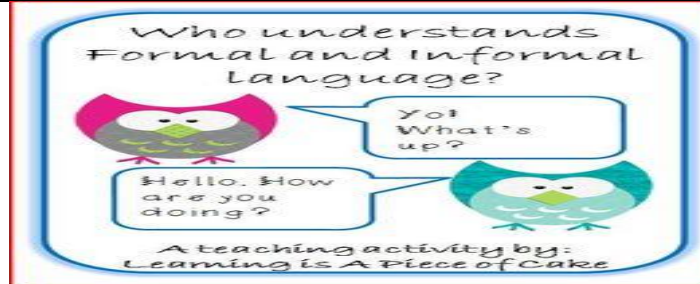
- To write using the conventions of formal letter writing.
- To present your **point of view** when composing a letter.
- To analyse the features of a formal letter.
- To edit and present their own formal complaint letters that will communicate information effectively.

### UNIT 1: Character and Morality Lesson 3: Practicing Sympathy and Empathy.

#### Myths and Legends:



- To differentiate between Myths, legends and fables.
- To use adjectives and adverbs to describe the characteristic features of monsters.
- To listen to a rap version of a myth and appreciate how rhythm and rhyme bring the story alive.
- To design / create a monster of their own for the myth.



**Gather** information and list out the difference between formal and informal writing.  
**Share** ideas to deepen the understanding about the formal and informal language in talking and writing.  
**Read** formal letters online and analyse the features of a letter of complaint.  
**Discuss** the use of persuasive language and how effectively it can be used in communication to achieve desired result.

**Together** read Myths like – Theseus and the Minotaur and discuss the way it is written and to understand their strong links to traditional tales. Please follow the link below to read few Myths and Legends from across the world.

**Myths and Legends:** The above link can also be used to **create** your own Myths and Legend story.

Encourage them to make their own monsters and describe them with powerful adjectives. You can encourage them to log on to [Greek Myths](#) - choose Myths and legends from the English section and read the beginning of any Greek myth and ask them to predict what will happen next.



[Formal letters](#)

[Formal and informal language](#)



Success\_Criteria  
\_Formal\_Letter.doc

[Myths and Legends](#)

[Myths and Legends to read](#)

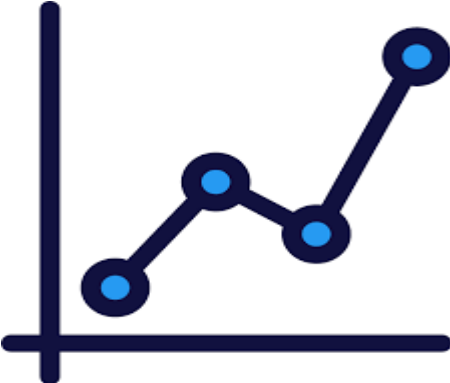
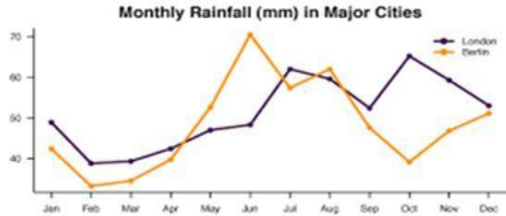





# The Winchester School

## Family Learning Newsletter-Year 5-March 2021



Area of learning	Focus	Home activities/How can you help your child at home	Useful website
<b>Numeracy</b>	<ul style="list-style-type: none"> <li>To record, interpret and present data using different ways of representing.</li> <li>Solve comparisons, sum and difference problems using information presented in line graph.</li> </ul> 	<p><b>Talk</b> to your child about line graphs play an important part in our modern lives. Graphs are beneficial because they summarize and display information in a manner that is easy for most people to comprehend. They are used extensively in Sales and marketing, Economics, Business, Psychology, Science and Medicine.</p>  <p><b>Share</b> that typical examples of the types of data that can be presented using line graphs are monthly rainfall and annual unemployment rates etc.</p> <p><b>Encourage</b> your child to prepare a table for numbers of study hours every week and construct the line graph for the same. Ask them to suggest ways to show increase.</p> <p><b>Encourage</b> your child to calculate the percentage</p>	 <p><a href="#">bar chart</a></p> <p><b>STATISTICS:</b></p> <p><a href="https://www.mathgames.com/skill/6.94-create-bar-graphsts/Desktop/FLN%20Year%205%20March2019-20(second).doc">https://www.mathgames.com/skill/6.94-create-bar-graphsts/Desktop/FLN%20Year%205%20March2019-20(second).doc</a></p> <p><a href="#">interpreting bar</a></p>



# The Winchester School

## Family Learning Newsletter-Year 5-March 2021



- To find simple percentage of number and quantities.



of each ingredient used in the recipe of their favourite dish. Look for boards displaying discounts and sale offers

**Talk** to children that they can divide by 10 in order to find 10% of a quantity, and use this to find 20%, 5% etc. of numbers.



[graph](#)

<https://uk.ixl.com/math/year-5/interpret-line-graphs>

[Interpret line graph](#)

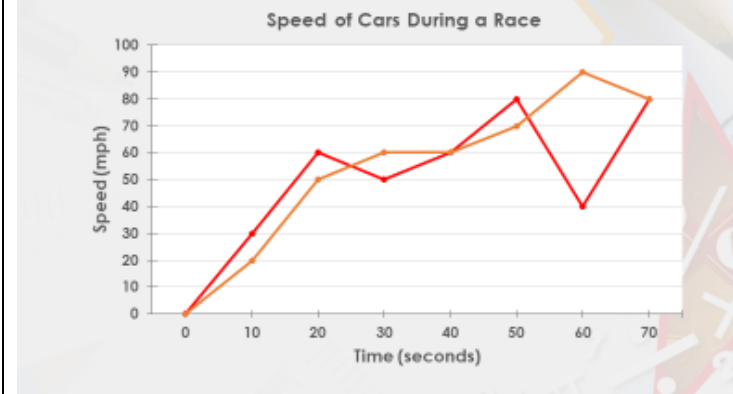
[Percentage](#)

[Percentage game](#)

# Challenge Yourself!

### Challenge:

Jenna reached a higher top speed than Max in a car race. Which line represents Jenna's performance?

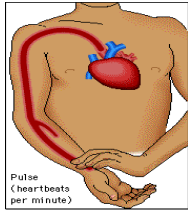
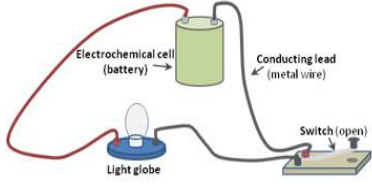
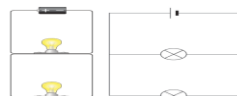




# The Winchester School

## Family Learning Newsletter-Year 5-March 2021



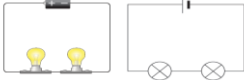

Area of learning	Focus	Home activities/How can you help your child at home	Useful websites
<b>Science</b>	<p><b>Pulse and Pulse rate</b></p> <ul style="list-style-type: none"> <li>To recognize the link between heartbeat and pulse rate to represent data about pulse rate in a bar chart and to interpret.</li> </ul> <p><b>Electricity</b></p> <ul style="list-style-type: none"> <li>To construct a simple series electrical circuit, identifying and naming its basic parts, including cells, wires, bulbs, switches and buzzers.</li> <li>To use recognised symbols when representing a simple circuit in a diagram.</li> <li>To compare and give reasons for variations in how components function.</li> <li>To compare series and parallel circuits.</li> <li>To build simple circuits to solve problems and find answers to questions.</li> <li>To design, create circuits and explain their working.</li> </ul>	<p><b>Encourage</b> them to count the pulse rate by touching the wrist. Find the pulse rate before and after exercise.</p> <p><b>Share</b> the importance of taking deep breath. Closing the mouth and breathing through nose</p> <p><b>Discuss</b> how a simple circuit works and the important components of a circuit. Why is a switch an important component of a circuit? <b>Talk</b> to them about the filament of the bulb. Compare the filaments of a working and non-working bulb. <b>Show</b> the circuit diagram of an electronic toy and discuss with them the symbols. Dismantle a simple electronic gadget or toy. Identify the different components and the wiring. Encourage your child to put it back together again. Does it work? <b>Discuss</b> with them how the different lights at home can be switched controlled by its switch while other lights and equipment's work. How is this possible? Discuss with them the dangers of electricity. Discuss with them the connection in decoration lights. What type of connection is it? How all bulbs will light up with one switch?</p>	 <p>Pulse (heartbeats per minute)</p> <p><a href="#">Circulatory system</a></p> <p><a href="#">Circuit diagrams</a></p>  <p>Electrochemical cell (battery)      Conducting lead (metal wire)      Switch (open)</p> <p>Light globe</p> <p><a href="#">Series and Parallel Circuits</a></p> <p><a href="#">Electrical Components and Circuits</a></p> 



# The Winchester School

## Family Learning Newsletter-Year 5-March 2021



			
<p><b>Humanities</b></p> <p><b><u>HISTORY</u></b></p>	<p><b>The Introduction of Danegeld and the Viking and Anglo-Saxon struggle for the kingdom of England.</b></p> <p>-To explore about King Ethelred and the introduction of Danegeld.</p> <p>-To explore the problems King Ethelred faced before introducing Danegeld.</p>	<ul style="list-style-type: none"><li>• <b>Talk</b> about the Vikings and the Anglo-Saxon kings.</li><li>• <b>Share</b> with your child information about the Vikings and the Anglo-Saxons.</li><li>• <b>Encourage</b> your child to research about the significance of Anglo-Saxon kings during the Viking period.</li></ul>	 <p><a href="https://en.wikipedia.org/wiki/Vikings">https://en.wikipedia.org/wiki/Vikings</a></p> <p><a href="https://www.historyextra.com/period/viking/vikings-history-facts/">https://www.historyextra.com/period/viking/vikings-history-facts/</a></p> <p><a href="https://www.livescience.com/32087-viking-history-facts-myths.html">https://www.livescience.com/32087-viking-history-facts-myths.html</a></p> <p><a href="https://www.britannica.com/topic/Viking-people">https://www.britannica.com/topic/Viking-people</a></p> <p><a href="https://en.wikipedia.org/wiki/Anglo-Saxons#:~:text=The%20Anglo%2DSaxons%20were%20a,Anglo%2DSaxon%20culture%20and%20language.">https://en.wikipedia.org/wiki/Anglo-Saxons#:~:text=The%20Anglo%2DSaxons%20were%20a,Anglo%2DSaxon%20culture%20and%20language.</a></p>



# The Winchester School

## Family Learning Newsletter-Year 5-March 2021



### GEOGRAPHY

-The Wonders of the World

- To identify the names and locations of the ancient and new wonders of the world.

-North America

- To explore the characteristics and significance of the natural wonders of North America.

- **Talk** about the difference between ancient and new wonders of the world.
- **Share** with your child the similarities and differences between the wonders of North America and where you live.
- **Encourage** your child to read and explore the natural wonders of North America and compare it to that of the UAE.

[https://en.wikipedia.org/wiki/History\\_of\\_Anglo-Saxon\\_England](https://en.wikipedia.org/wiki/History_of_Anglo-Saxon_England)



<https://www.nationalgeographic.org/encyclopedia/north-america-physical-geography/#:~:text=North%20America%20can%20be%20divided,extend%20into%20the%20eastern%20region.>

<https://www.britannica.com/place/North-America>

[https://en.wikipedia.org/wiki/North\\_America](https://en.wikipedia.org/wiki/North_America)

--	--	--	--



# The Winchester School

## Family Learning Newsletter-Year 5-March 2021



### UAE Social Studies

#### Supply And Demand

##### Key Vocabulary-

- Supply
- Demand
- Available
- Scarce
- Reputation



To explain supply and demand.

To determine when goods will be in demand based on Scarcity.

To analyse why goods go on sale.



#### Costs And Benefits

**Talk** to your child about the meaning of Demand and Supply


**Share** how Supply is the amount of goods available for sale and how Demand is number of people want to buy goods at certain price.

**Encourage** your child to find out how demand and supply fluctuate and do they interdepend on each other.

**Together** investigate why goods go on sale in the market.

**Talk** to your child about the relationship between costs and benefits in context with their meaning.

**Share** your understanding about the opportunity cost and how every choice value to us.



<https://www.youtube.com/watch?v=VGabTkzruyM>

<https://www.youtube.com/watch?v=GgeRnxSuLFI>

<https://www.youtube.com/watch?v=yNlfcXQImu0>





# The Winchester School

## Family Learning Newsletter-Year 5-March 2021



### Key Vocabulary-

- Cost
- Benefits
- Opportunity cost.



To explore and apply the concept of costs, benefits and opportunity costs.

To evaluate that costs and benefits are not always related to money.

### Savings, Budgeting and Spending

### Key Vocabulary-

- Saving

**Encourage** them to make their own choices and help them to internalize the result and understand the implication of their choices.

**Together** find out how the cost and benefits are not related to money always.

**Talk** to your child about the meaning of Savings and Spending.

**Share** with your child how you plan your budget for the month.

**Encourage** your child to be reasonable and wise while



spending on things.

**Together** make a budget plan considering wise spending and savings in mind.

<https://kids.britannica.com/kids/article/costs-and-benefits/628715>

<https://www.youtube.com/watch?v=8QLkhmsvKLo>

<https://www.youtube.com/watch?v=DKdAbdlUEvk> .



# The Winchester School

## Family Learning Newsletter-Year 5-March 2021



- **Budgeting**
- **Spending**
- **Wise shopper**



To explore the benefits of saving and budgeting.

To develop a small budget.

To describe the wise shoppers.



**Term Project**

**Talk** to your child about different types of businesses and how does each one serves in community.

**Share** few ideas on how to venture a business and things they need to open a new business.

**Encourage** them to present their ideas in the class.

<https://www.youtube.com/watch?v=NfurkrZEn3Q>





<https://www.youtube.com/watch?v=58EuubFG9-c>



# The Winchester School

## Family Learning Newsletter-Year 5-March 2021



	<p><b>Key Vocabulary</b></p> <ul style="list-style-type: none"> <li>• Branch</li> </ul> <p>To list the items needed to open up a business. To identify the type of business they would open. To list what they need to open the business. To create a budget for their business.</p>		<p><a href="https://www.smallrevolution.com/kids-business-ideas-make-money/">https://www.smallrevolution.com/kids-business-ideas-make-money/</a></p>
<p><b>Area of learning</b></p> <p><b>French</b></p>	<p><b>Focus</b></p> <p><u><b>Topic: Les matières scolaires</b></u></p> <p>- To identify different school subjects in French. - To create opinions and justifications based on school subjects.</p>  <p>Keep practising the topic 'les matières' at home by visiting <b>Linguascope</b> and playing. Go to beginner –choose French- the topic "les matières " under the tab " la vie au Quotidien"</p> <p>Find attached Username and password. <b>Username: winlang</b> <b>Password: gems2020</b></p>	<div style="text-align: center;">  <div style="border: 1px solid green; padding: 5px; display: inline-block;">Talk</div> </div> <p>- Ask your child to talk about different school subjects and which subject prefers and why.</p> <div style="text-align: center;">  <div style="border: 1px solid blue; padding: 5px; display: inline-block;">Share</div> </div> <ul style="list-style-type: none"> <li>• Create a presentation or poster to give opinions and justifications about different school subjects.</li> <li>• Create a mind map about different school subjects.</li> </ul> <div style="text-align: center;">  <div style="border: 1px solid orange; padding: 5px; display: inline-block;">Encourage</div> </div> <p>Students to keep exploring the links given.</p>	<p><b>Useful websites</b></p> <p><u><b>Topic: Les matières</b></u></p> <p><a href="https://www.youtube.com/watch?v=Yq-BPKVN41g">https://www.youtube.com/watch?v=Yq-BPKVN41g</a>  <a href="https://www.youtube.com/watch?v=IApnWE3tBew">https://www.youtube.com/watch?v=IApnWE3tBew</a>  <a href="https://quizlet.com/549902263/les-matieres-scolaires-flash-cards/">https://quizlet.com/549902263/les-matieres-scolaires-flash-cards/</a>  <a href="https://quizlet.com/549902263/test">https://quizlet.com/549902263/test</a>  <a href="https://quizlet.com/549902263/match">https://quizlet.com/549902263/match</a>  <a href="https://quizlet.com/549902263/gravity">https://quizlet.com/549902263/gravity</a>  <a href="https://wordwall.net/play/10757/166/337">https://wordwall.net/play/10757/166/337</a></p>



# The Winchester School

Activities



## Family Learning Newsletter-Year 5-March 2021

### قصة وفاء

أن يحدد التلميذ الفكرة الرئيسية والأفكار الداعمة  
أن يحول التلميذ حدثاً من أحداث القصة إلى حوار  
أن يحدد التلميذ السمات الداخلية والسمات الخارجية لشخصيات القصة  
أن يحلل التلميذ عناصر القصة  
أن يحدد التلميذ السمات الفنية للقصة  
أن يحدد التلميذ علاقات التضاد والترادف بين الكلمات  
أن يتنبأ التلميذ بما سيحدث بعد نهاية القصة

### نص معلوماتي

أن يفسر التلميذ المفردات في ضوء فهمه للنص  
أن يحدد التلميذ الأفكار الرئيسية في النص والفكر الجزئية  
أن يوضح التلاميذ التسلسل المعلومات الواردة في النص

### الفعل اللازم والمتعدي

أن يحدد التلاميذ أركان الجملة الفعلية  
أن يحدد التلميذ الأفعال اللازمة والمتعدية  
أن يعرب التلميذ الجمل مع الفعل اللازم والمتعدي .

- قراءة القصة وتحديد الفكرة الرئيسية والأفكار الداعمة.  
- تحديد السمات الداخلية والسمات الخارجية لشخصيات القصة  
- التمييز بين الحوار الداخلي والحوار الخارجي  
- مساعدة التلميذ في تلخيص القصة وكتابة نهاية جديدة للقصة  
- مساعدة التلميذ في البحث عن لغويات النص بالمعجم المدرسي  
- مساعدة التلميذ في كتابة ملخص للقصة بأسلوبه.  
- يمكن لولي الأمر الدخول من خلال الرابط المرفق لموقع قناة اللغة العربية والتربية الإسلامية الخاص بمدرسة ونشستر ومتابعة التسجيلات الخاصة بالدروس ومشاركتها مع التلميذ وتدوين ما تعلمه في دفتره المدرسي.

Useful Websites/Apps

[الفعل اللازم والمتعدي](#)

[منصة أقرأ بالعربية](#)

[قناة اللغة العربية والتربية الإسلامية بمدرسة ونشستر](#)

Arabic for Arabs

Arabic for Non-Arabs

### الهوايات ( The hobbies )

To describe the student's favourite hobby.  
To compose an article about the most known hobbies in UAE.  
To compare between the different hobbies.  
To write tweets, telegram, letter correctly.  
**Celebrities: (famous personalities) (شخصيات مشهورة)**  
To describe your favourite "star" and talk about their specialization and important events in their lives.  
To describe the famous personalities in the world.  
To express the opinion in famous personalities

Encourage your child to memorize new vocabulary about the new topic (the hobbies) from the Arabic notebook and book (dictionary).  
Talk to your child about their favourite hobby.  
Share with your child articles about the most famous hobbies in UAE to help them in talking and writing about them.  
Ask your child about their opinion regarding some hobbies.  
Ask your child to express their opinion in famous personalities.  
Go through the links on the Arabic YouTube channel so that you can help your child learn more at home about the topic

[Arabic grammar for beginners](#)

[Arabic vocabulary with meaning and pronunciation](#)

[examples about hobbies hobbies in Arabic hobbies: pronunciation and grammar](#)

[I Read Arabic](#)

[Arabic and Islamic YouTube Channel](#)



# The Winchester School

## Family Learning Newsletter-Year 5-March 2021





<p>Islamic for Arab</p>	<p><b>سورة عبس</b></p> <ol style="list-style-type: none"><li>1- أن يستنبط التلميذ فضل تلاوة القرآن.</li><li>2- أن يبين التلميذ مظاهر قدرة الله تعالى في خلق النبات.</li><li>3- أن يدلل التلميذ على المساواة في الإسلام بأدلة من القرآن والسنة النبوية والسيرة المطهرة.</li><li>4- أن يستنتج التلميذ أحوال الناس يوم القيامة .</li></ol> <p><b>آداب ركوب وسائل المواصلات</b></p> <ol style="list-style-type: none"><li>1- أن يبين التلميذ آداب وسائل المواصلات.</li><li>2- أن يستنبط التلميذ ثمرات التأدب بآداب وسائل النقل.</li><li>3- أن يستنتج التلميذ أخلاقيات المسلم أثناء الركوب.</li></ol> <p><b>فاطمة بنت عبد الملك</b></p> <ol style="list-style-type: none"><li>1- أن يتعرف التلميذ شخصية فاطمة بنت عبد الملك .</li><li>2- أن يستنتج التلميذ الدروس المستفادة من شخصية فاطمة بنت عبد الملك .</li><li>3- أن يبين التلميذ دور العلم في بناء الشخصية .</li></ol>	<p>مساعدة التلميذ في البحث عن آيات من القرآن والسنة النبوية والسيرة المطهرة عن المساواة في الإسلام. حث التلميذ على الصلاة في التزام آداب ركوب وسائل النقل. مساعدة التلميذ في مشاهدة فيديوهات عن آداب ركوب وسائل النقل. جمع صور تدل على قدرة الله في الخلق.</p> <p>- يمكن لولي الأمر الدخول من خلال الرابط المرفق لموقع قناة اللغة العربية والتربية الإسلامية الخاص بمدرسة ونشستر ومتابعة التسجيلات الخاصة بالدروس ومشاركتها مع التلميذ وتدوين ما تعلمه في دفتره المدرسي.</p>	<p><a href="#">المصحف المعلم سورة عبس</a></p> <p><a href="#">آداب ركوب الحافلة المدرسية</a></p> <p><a href="#">قناة اللغة العربية والتربية الإسلامية بمدرسة ونشستر</a></p>
<p>Islamic Non-Arab</p>	<p><b>Praising Allah (SWT) for His blessings</b></p> <p>To explain the importance of praising of Allah</p> <p>To infer the reward of praising of Allah (SWT).</p> <p><b>The manners of visiting and hospitality.</b></p> <p>To identify the manners of visiting.</p> <p>To identify the manners of hospitality.</p> <p><b>The Holy Quran is my intercessor.</b></p> <p>To explain the concept of intercession of the Holy Quran on the day of judgment to those who recite it.</p> <p>To conclude the benefits of abiding to the teaching of the Book of Allah for individual and society.</p> <p>To conclude the virtues of reciting the Holy Quran.</p> <p>To list the behaviors that the Holy Quran urges us to follow.</p>	<p>Share with your child the importance of praising Allah through the noble hadith.</p> <p>Speak with your child about the reward of praising of Allah (SWT).</p> <p>Speak with your child about the manners of visiting.</p> <p>Share your child manners of hospitality.</p> <p>Share with your child the concept of intercession of the Holy Quran on the day of judgment.</p> <p>Share your child the benefits of abiding to the teaching of the Book of Allah for individual and society</p> <p>Go through the links on the Arabic and Islamic YouTube channel so that you can help your child learn more at home about the topic.</p>	<p><a href="#">Alhumdulillah For Everything by Suhaila Alshaik - YouTube.</a></p> <p><a href="#">Saying Alhamdulillah (Thank You Allah)   Zaky Cartoon - YouTube</a></p> <p><a href="#">Etiquette of Visiting in islam - islamic cartoon for kids in english - YouTube</a></p> <p><a href="#">Arabic and Islamic YouTube Channel</a></p>



# The Winchester School

## Family Learning Newsletter-Year 5-March 2021



Area of learning	Focus	Home activities/How can you help your child at home	Useful websites
ART	<ul style="list-style-type: none"><li>To explore the techniques of creating an optical art.</li></ul>  <ul style="list-style-type: none"><li>To explore the techniques of sketching a still life art with colourful designs.</li></ul> 	<p><b>Share and talk</b> about optical art and still life art.</p> <p><b>Encourage</b> children to think about the specialities of optical art and still life art.</p> <p><b>Research</b> on optical art and still life art and its impact on modern life.</p>	<p><a href="https://www.youtube.com/watch?v=tpXtjgVYogg">https://www.youtube.com/watch?v=tpXtjgVYogg</a></p> <p><a href="https://www.youtube.com/watch?v=98OrhVDGIWA">https://www.youtube.com/watch?v=98OrhVDGIWA</a></p>  <p><a href="https://www.youtube.com/watch?v=rkqN9UJ3mQ&amp;feature=youtu.be">https://www.youtube.com/watch?v=rkqN9UJ3mQ&amp;feature=youtu.be</a></p> 



# The Winchester School

## Family Learning Newsletter-**Year 5-March 2021**




Area of learning	Focus	Home activities/How can you help your child at home	Useful websites
<b>Physical Education</b>	<p><b><u>Hand and Eye workout - Hitting the target :</u></b></p> <p>During aerobics workout the focus is on to develop the body coordination and endurance.</p> <p><b><u>Full body workout:</u></b></p> <p>During different jumping workout the focus is on to develop the full body strength and jumping abilities.</p> <p><b><u>Fun activity workout:</u></b></p> <p>Focus is on to develop their whole body strength.</p>	<p><b><u>Talk and Encourage the children to do the following:</u></b></p> <p>Different body movements:</p> <ol style="list-style-type: none"> <li>1. Catching</li> <li>2. Throwing</li> </ol> <p><b><u>Talk and Encourage the children to do the following:</u></b></p> <ol style="list-style-type: none"> <li>1. Jumping jacks</li> <li>2. Squat jump</li> <li>3. Frog jumps</li> <li>4. Kangaroo jumps</li> </ol> <p><b><u>Talk and Encourage the children to do the following:</u></b></p> <ol style="list-style-type: none"> <li>1. Sit-ups</li> <li>2. Squats</li> <li>3. Knee pushups</li> <li>4. Frog jump</li> </ol>	<p><a href="http://www.pecentral.org">www.pecentral.org</a></p> <p><a href="https://www.youtube.com/watch?v=GzM5s08mWeU">https://www.youtube.com/watch?v=GzM5s08mWeU</a></p> <p><a href="http://www.pecentral.org">www.pecentral.org</a></p> <p><a href="https://www.youtube.com/watch?v=sUErf5qPNJI">https://www.youtube.com/watch?v=sUErf5qPNJI</a></p> <p><a href="http://www.pecentral.org">www.pecentral.org</a></p> <p><a href="https://www.youtube.com/watch?v=CleiNqlb3MM">https://www.youtube.com/watch?v=CleiNqlb3MM</a></p> <p><a href="https://www.youtube.com/watch?v=bZrVbkDMvJQ&amp;list=RDCMUCfBryymUjEsSp4EoGJPQzpw&amp;index=3">https://www.youtube.com/watch?v=bZrVbkDMvJQ&amp;list=RDCMUCfBryymUjEsSp4EoGJPQzpw&amp;index=3</a></p>



# The Winchester School

## Family Learning Newsletter-**Year 5-March 2021**



Year	Focus	Home activities/How can you help your child at home	Useful websites
<b>Music Year05 (Kiko)</b>	Learning how to play the recorder using notes and rests	<ul style="list-style-type: none"> <li>Let the child practice at home, even though there will be squeaking.</li> <li>Be an audience but check if the child is holding the recorder properly.</li> <li>Download the files , emailed last January for your child's easy reference</li> </ul>	<a href="https://www.youtube.com/watch?v=eODbol6nsUQ&amp;t=150s">https://www.youtube.com/watch?v=eODbol6nsUQ&amp;t=150s</a>
<b>Music Year05 (Sunil)</b>	Learning how to play the “C” Major scale Ascending and Descending followed by “Havana”	<ul style="list-style-type: none"> <li>Let the child practice at home, even though there will be squeaking.</li> <li>Be an audience but check if the child is holding the recorder properly.</li> </ul>	
<b>ICT</b>	<p>Topic Digital Citizenship</p> <ul style="list-style-type: none"> <li>To explain that the information they put online leaves a digital footprint or trail.</li> <li>To explore what information is appropriate to be put online.</li> </ul> 	<p>Discuss How to be a good digital citizen.</p> <p>Encourage Children to use technology responsibly?</p> <p>How can we help children understand that good digital citizenship also involves using digital tools to do good things in the world? Respecting People's Feelings: Talk to them about topics such as “drama”, cyberbullying, healthy romantic relationships, and how to be a positive influence online.</p> <p>Create a comic strip on a digital problem and solution to the problem.</p>	<p><a href="https://www.mediasmarts.ca">Digital Citizenship Guide for Parents (mediasmarts.ca)</a></p> <p><a href="https://youtu.be/ourb9j-dq8Q">https://youtu.be/ourb9j-dq8Q</a></p> <p><a href="https://youtube.com/playlist?list=PL8TjVyuBdsCnTZiAYcQcF4v-6dw0nIRJm">https://youtube.com/playlist?list=PL8TjVyuBdsCnTZiAYcQcF4v-6dw0nIRJm</a></p>





# The Winchester School

## Family Learning Newsletter-Year 5-March 2021



Area of learning	Focus	Home activities/How can you help your child at home	Useful websites
<p><b>Moral Education</b></p>	<p>Peer mediators 1/Exchanging Useful Remarks</p> <p>Show a greater understanding of how to solve conflicts at home and at school.</p> <div data-bbox="338 584 853 994" data-label="Diagram"> </div> <p>Act Responsibly/What I Find Difficult.</p> <div data-bbox="338 1074 719 1305" data-label="Image"> </div> <p>To recognize the consequences of their actions</p>	<p><b>Talk</b> with your family and ensure a healthy discussion of the challenges faced and understand possible solutions.</p> <p><b>Share</b> effects of treating others with inequality, not compromising and accepting all the people around us.</p> <p><b>Encourage</b> children to demonstrate, how to achieve a compromise.</p> <p><b>Together</b> identify signs of an impending conflict, and take measures to pre-empt it.</p> <p><b>Talk</b> with your child why being responsible is important.</p> <p><b>Share</b> your experience of how you show responsibility.</p> <p><b>Encourage</b> children to act responsibly when it comes to character morality.</p> <p><b>Together</b> recognise the potential consequences of our action.</p>	<p><a href="https://youtu.be/bcgyemmOmCA">https://youtu.be/bcgyemmOmCA</a></p> <p><a href="https://www.youtube.com/watch?v=3hMTmS4Jt_Q">https://www.youtube.com/watch?v=3hMTmS4Jt_Q</a></p>



# The Winchester School

## Family Learning Newsletter-Year 5-March 2021



Social Responsibility in Practice/Resilience in Projects  
Make and act upon appropriate and sensible decisions



Take care of themselves and their property

**Talk** with your child about ways you contribute positively to your society.

**Share** with your child how each family member is assigned one responsibility that is within their capabilities for a week.

**Encourage** children to consider each of the responsibilities and the consequences if the person assigned the responsibility does not fulfil it.

<https://www.youtube.com/watch?v=fQSnzrB5bso>

<https://youtu.be/QyXFirOUeUk>



**The Winchester School**  
**Family Learning Newsletter-Year 5-March 2021**

