



The Winchester School

Year 1 Family Learning Newsletter May 2021



Area of learning	Focus	Home activities/How can you help your child at home.	Useful websites
Literacy	<p>Punctuation To use capital letters for I and names of people, animals or a places</p> <p>Text Level Reports To use terms 'fiction' and 'non-fiction', noting some of their differing features, e.g. layout, titles, contents page, use of pictures, labelled diagrams.</p> <p>To understand the features and characteristics of a simple report.</p> <p>Text Level Rhymes and poems</p> <ul style="list-style-type: none"> To read a variety of poems. 	<p>Jumble up all the words in a sentence excluding the punctuation. ENCOURAGE your child to rearrange the words to frame a correct sentence and punctuate appropriately. Have a short conversation each day by taking turns to TALK with punctuation. E.g. SayHow are you today? Question mark. The child replies....'I am fine". Full stop.</p> <p>ENCOURAGE your child to find answers without reading the whole book. SHARE that a report is a text that describes and provides information on something. ENCOURAGE your child to collect information from computers, laptops, I pads etc..... and write a report about UAE or your home country. Remind them to use typical report characteristics: a title, subheadings, descriptive information sentences, use of topic- specific vocabulary, and labels and captions.</p> <p>Read a poem to your child. ENCOURAGE your child to shout stop when they hear a pair of rhyming words. Each time your child shouts stop talk about the rhyming words they have identified. Write a rhyming sentence. Read it together and identify the pair</p>	<p>Capitalisation</p> <p>features of report</p> <p>report writing</p> <p>Rhymes and poems</p>

- To compare and contrast preferences in poems.
- To use poems or parts of poems as models for own writing, e.g. by substituting words or elaborating on the text.

of rhyming words. Underline the end sound in each word and **SHARE** that these letters produce the same sound in each word - that is why they rhyme. Write 'cat in the flat'. Read together; identify the pair of rhyming words. **ENCOURAGE** your child to identify letters that produce the same sound in each word (at) and underline them. Explain that he/she will need to think of pairs of rhyming words to use in a phrase, so that rhyming poem can be created. The rhyming phrase needs to include an animal, like the

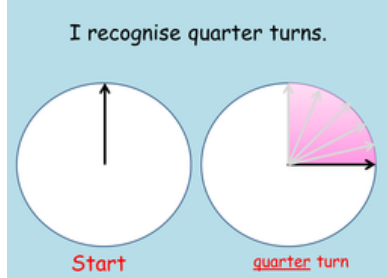
examples you have looked at together as a class. Show some examples: dog in the bog; horse in the gorse; bear at the fair; snake in the lake; bat on the hat...



Numeracy

To describe position, direction and movement, including whole, half, quarter and three-quarter turns.

Relate whole, half, quarter and three-quarter turns to reading time. Make your own clock using paper plate or use a toy clock. Show an hour takes a whole turn and half an hour take half a turn. Now challenge your child by asking questions like It is 3 O' clock. What will be the time half an hour later? Will the minute hand take a whole turn or half turn? Encourage your child to show the time after taking quarter turn by asking if the time is 12 O'clock what will the time after taking quarter turn and three-quarter turns.



[Whole, half, quarter turns](#)

To solve problems involving division by grouping.

$15 \div 5 = 3$

Talk to your child that you have got 20 chocolates and would like share/ divide them equally with all the 5 members of the family. Make 5 sets/groups and check how many each one will get? Repeat using different numbers.

[Division- making sets / groups](#)

To solve problems involving multiplication by counting in 2, 5 and 10.

Share a jar of red beans, marbles and dry nuts with your child and ask them to count in 2's, 5's and 10's. Keep all the U.A.E. currency notes on the table and give away 5, AED 5 notes and ask how much money do we have here? Can we swap it with any other note? Repeat with 10, AED 10 notes ask them can we swap these notes for AED 100 notes.

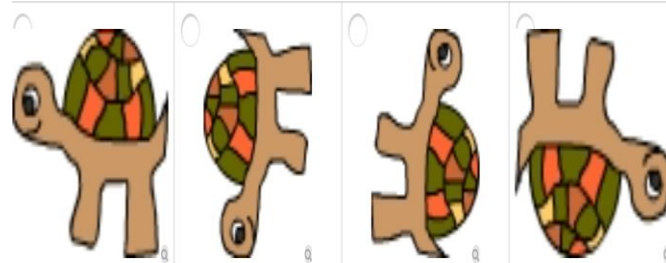
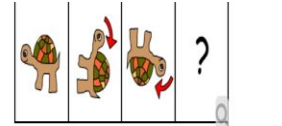
[pay using 2, 5 and 10 coins](#)

[count on in 2, 5 and 10](#)



Challenge time

• A pattern is made by turning the turtle a quarter turn in each box. What will the turtle look like in the last box?



Science

Seasonal Changes:



- To learn about the effects of weather on the people and their surroundings.

EXPLORE, RESEARCH and **SHARE** information on how the day's length varies with changes in the seasons.

and



Take your child out for shopping


ENCOURAGE your child to observe the different types of clothes available. (warm clothes e.g. jackets , scarfs ,and full coats OR Light clothes e.g. beach clothes T-shirts , shorts , slippers). **SHARE** information when and why we wear different types of clothes in different season. **RESEARCH** information on weather patterns of

Explore and Learn from the links:





<https://www.youtube.com/watch?v=UQJT5uKp2hg>

<https://www.youtube.com/watch?v=2UXnllBtTsY>

	<ul style="list-style-type: none"> • To investigate how seasons change and the length of day varies in different seasons. • To explore and compare how seasons differ in different parts of the world e.g. Winters in UAE and in UK. <p>To investigate the different types of shadow – transparent, translucent and opaque.</p>	<p>UAE and how the weather effects the people and their surroundings.</p> <p>EXPLORE, RESEARCH and SHARE information on opaque, translucent and transparent objects. Show your child different objects and ENCOURAGE your child to observe them (e.g. glass, window glass, book, tinted glass etc) SHARE information on the type of material. RESEARCH information on the type of shadows they make and sort them as transparent, translucent and opaque.</p>	<p>https://www.youtube.com/watch?v=wYaBgz9alPQ</p> 
<p>UAE Social Studies</p>	<p>- Identifies himself/herself as a unique individual, different from others. Recognizes connections between who he/she is as a person and his/her place in society</p>	<p>Talk about terms like unique, different and connection.</p> <p>Encourage your child to find out the importance of being unique.</p> <p>Share with your child the connections between who he/she is as a person and his/her place in society.</p> <p>Talk about the importance of having school rules and regulations.</p>	<p>https://www.youtube.com/watch?v=AJgDXjfuhg</p>

	<p>-Recognizes the importance of having school rules and regulations. Discusses reasons for having rules</p>	<p>Encourage your child to find out the different school rules.</p> <p>Share details with your child about the school rules and regulations.</p>	
<p>Arabic for Arabs</p>	<p>طريف الطاووس – ظريفة وأخيها محظوظ</p> <ul style="list-style-type: none"> - أن يميز التلاميذ الشدة. - أن يكتب التلميذ جملا مركبة. - أن يقرأ التلميذ جملا مركبة . - أن يربط التلميذ بين الجمل التي تمّ تعلمها لتكوين فقرة جديدة. - أن يصف التلميذ صورا مختلفة بشكل صحيح. 	<p>- مساعدة الابن على نطق كلمات بصورة صحيحة.</p> <p>- مساعدة الابن على كتابة كلمات بشكل صحيح .</p> <p>- مساعدة الابن في جمع صور للأحداث والصور التي تعلمها.</p> <p>- مساعدة الابن في إعداد معجم صغير مرفق بصور عن الكلمات التي تعلمها.</p> <p>- إملأ الجمل التي تمّ تعلمها بصورة دورية.</p> <p>- ربط الكلمات بحياته اليومية من خلال البحث في ألعابه أو داخل البيت وخارجه ويعبر عنها بجمل اسمية وفعلية.</p> <p>يمكن لولي الأمر الدخول من خلال الرابط المرفق لموقع قناة اللغة العربية والتربية الإسلامية الخاص بمدرسة ونشستر ومتابعة التسجيلات الخاصة بالدروس ومشاركتها مع التلميذ وتدوين ما تعلمه في دفتره المدرسي.</p>	<p>حروفى العربية</p> <p>تعلم الكتابة باللغة العربية</p> <p>اللام الشمسية والقمرية</p> <p>قصة اللام الشمسية والقمرية</p> <p>الجملة الاسمية</p> <p>الجملة الفعلية</p> <p>منصة أقرأ بالعربية</p> <p>قناة اللغة العربية والتربية الإسلامية بمدرسة ونشستر</p>
<p>Arabic for Non Arabs</p>	<p>My body:</p> <p>We will learn about the body parts in Arabic.</p> <p>رأس – شعر – فم – عين – أنف</p> <p>To describe the body using colour and adjectives.</p>	<p>-Ask your child to speak about his-her body parts.</p> <p>-Ask your child to describe his -her body parts.</p> <p>- Print and make the Alphabets as a booklet.</p> <p>- Find some Arabic books about the letters in the markets</p> <p>- Watch Arabic cartoon</p> <p>- Draw or print some pictures and find the meaning of these words in Arabic using google or Arab friend.</p>	<p>Arabic Activities</p> <p>Learn Arabic For Kids</p> <p>Arabic alphabets</p> <p>Learn New Arabic Vocabulary</p> <p>Human Body Parts In Arabic</p> <p>How to say the letters in Arabic</p> <p>Body parts in Arabic</p>

	<p>طويل – قضير – ناعم – أسود – بني</p> <p>To create correct words out of letters.</p>	<p>- Go through the links on the Arabic YouTube channel so that you can help your child learn more at home about the topic.</p>	<p>Colours in Arabic</p> <p>I Read Arabic</p> <p>Arabic and Islamic YouTube Channel</p>
<p>Islamic for Arabs</p>	<p>سورة المسد</p> <p>أن يرتل التلميذ السورة ترتيلاً سليماً. أن يفسر التلميذ معاني السورة.</p> <p>آداب الطعام</p> <p>أن يميز التلميذ آداب الطعام في الإسلام . أن يوضح التلميذ أهمية التزام آداب الطعام</p> <p>التسامح</p> <p>أن يوضح التلميذ مفهوم التسامح وصوره . أن يعدد التلميذ فضل التسامح .</p>	<p>حث الطالب على الاقتداء بالنبي صلى الله عليه وسلم في القول والفعال. حث الطالب على التزام آداب الطعام . تشجيع الطالب على التسامح والعفو مع الآخرين. حث الطالب على الاستماع للسورة من خلال المصحف المعلم .</p> <p>يمكن لولي الأمر الدخول من خلال الرابط المرفق لموقع قناة اللغة العربية والتربية الإسلامية الخاص بمدرسة ونشستر ومتابعة التسجيلات الخاصة بالدروس ومشاركتها مع التلميذ وتدوين ما تعلمه في دفتره المدرسي.</p>	<p>سورة المسد</p> <p>آداب الطعام</p> <p>قناة اللغة العربية والتربية الإسلامية بمدرسة ونشستر</p>
<p>Islamic for Non Arabs</p>	<p>Unite 6 - Chapter 2 : Tolerance Learning Objectives:</p> <ol style="list-style-type: none"> 1- To demonstrate that a Muslim shows tolerance towards other by sharing them his/her food, belongings and games. 2- To conclude the effects of being tolerant of others. 3- To conclude that tolerance is one of the Muslims' attributes. <p>Unite 6</p>	<ol style="list-style-type: none"> 1- Please encourage your child to memorize Surat Al-Nas and Surat Al-Masad 2- Please practice Surat Al feel, Al Fatiah, Al Nas and Surat Al Falaq every week with your child 3- Please encourage your child to memorize the honorable Hadith (The best among you is the one who learns the Quran and teaches it). 4- Please encourage your child to learn the Duaa taught in class. 	<p>Islamic work sheets</p> <p>Surat Al Masad</p> <p>Tolerance moral video</p> <p>Hadith - Best among you those who learn and teaches the Quran</p> <p>Arabic YouTube Channel</p>

	<p>- Chapter 4 : The best among you is the one who learns the Quran and teaches it. Learning Objectives:</p> <ol style="list-style-type: none"> 1- To read the honorable Hadith from memory. 2- Explain the overall meaning of the Hadith. <p>Identify the behavior that indicates love for the Holy Quran</p>	<ol style="list-style-type: none"> 5- Please talk to your child about tolerance and accepting each other's no matter the differences between them and the others 6- Encourage your child to color monthly prayer chart and answers in book ISLAM MY WAY OF LIVING as per the topic he studies <p>Go through the links on the Arabic and Islamic YouTube channel so that you can help your child learn more at home about the topic.</p>	
<p>ICT</p>	<p><u>Algorithm</u> To develop an understanding of Algorithm.</p> 	<p>TALK to your child about what algorithms are; how they are implemented as programs on digital devices.</p> <p>ENCOURAGE your child to explore and understand that programs execute by following precise and unambiguous instructions.</p> <p>Explore, Research and SHARE information explaining that an algorithm is a set of instructions. Encourage your child to play math games in I pads and then write the algorithm for the game. Challenge them to choose different games and compare the different algorithm of the games.</p>	<p>https://www.transum.org/software/Logo/Default.asp?Level=1</p> 
<p>Physical Education</p>	<p><u>Dance workout:</u></p> <p>During dance workout the focus is on to develop the body movements and coordination on the music.</p>	<p><u>Talk and Encourage the children to do the following:</u></p> <ul style="list-style-type: none"> • Eye and hand coordination • Eye and feet coordination • Eye and body coordination. 	<p><u>Useful sites:</u></p> <p>www.pecentral.org</p> <p>https://www.youtube.com/channel/UCMEVZK5J38upc4XiRO3sqWQ</p>

	<p><u>Superhero workout:</u></p> <p>During superhero workout the focus is to develop the full body workout on based on different character movements.</p> <p><u>Animal postures workout:</u></p> <p>During Animal postures workout the focus is to learn and develop the full body workout on based on different animal characters.</p>	<p><u>Talk and Encourage the children to do the following:</u></p> <p>Different body movements:</p> <ol style="list-style-type: none"> 1. Spider walks 2. Frog jumps 3. Star jumps 4. Crawling. <p><u>Talk and Encourage the children to do the following:</u></p> <ol style="list-style-type: none"> 1. Frog jumps 2. Kangaroo jumps. 3. Monkey jumps. 4. Spider walks 5. Elephant walk. 	<p>www.pecentral.org</p> <p>https://www.youtube.com/channel/UCMEVZK5J38upc4XiRO3sqWQ</p> <p>www.pecentral.org</p> <p>https://www.youtube.com/channel/UCMEVZK5J38upc4XiRO3sqWQ</p>
	<p><u>Yoga Workout:</u></p> <p>During Yoga postures workout the focus is to learn and develop the full body workout on based on different yoga postures.</p>	<p><u>Talk and Encourage the children to do the following:</u></p> <ol style="list-style-type: none"> 1. Tree poses 2. Flamingo poses 3. Airplane poses. 4. T position. 	<p>www.pecentral.org</p> <p>https://www.youtube.com/channel/UCMEVZK5J38upc4XiRO3sqWQ</p>

Music Year01 (Kiko)	Improving children's confidence and musicality through singing actions songs.	<ul style="list-style-type: none"> • Children can watch stories about classical musical composers like Mozart, Beethoven, Bach, etc. • Children can listen to different classical music. • Let the children sing action songs at home. • Ask the child to perform the songs we learned in school. • Help the child choose which other songs they know aside from the songs taught in school and let them invent their own singing actions. 	https://www.youtube.com/watch?v=-gyNPeYhYc https://www.youtube.com/watch?v=di8Fq2zzaWU https://www.youtube.com/watch?v=79DijltQXMM&list=PLOba6OKTJnLbDvwBBEwO1EaVsilCn8Svw
Music Year01 (Sunil)	Read and play Musical notes (Notes and Rests)	<ul style="list-style-type: none"> • Let the Children play the rhythm with the help of Notes and rests <p>Ask the child how to play Music with the help of notes and rests) by clapping</p>	