
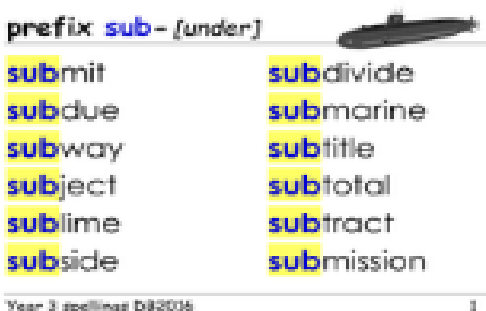





The Winchester School

Year 4 Family Learning Newsletter March 2021



Area of learning	Focus	Home activities / How can you help your child at home	Useful Website
Literacy	<p><u>Moral Education Link:</u> <u>Unit 3: Cultural Studies</u></p> <p><u>Kindly add the details...</u></p> <p><u>Classic Stories: (Fiction)</u></p> <p><u>Spellings:</u></p> <ul style="list-style-type: none"> To use words with prefixes and suffixes and how to add them. To use words with suffix 'ation'. To use the prefix 'sub' and 'super'.  <p><u>Grammar:</u></p> <p>To use conjunctions, adverbs and prepositions to express time and cause. To review the basic grammar concept</p>	<p>Talk to your children about the range of cultures that live and exist in the UAE today. Recognize and give examples of their own culture.</p> <p>Discuss the famous story characters from your home country.</p> <p>Research on the culture and story characters of UAE folk tales and compare them to their own.</p> <p>Remind the children that the prefix sub- means under and the prefix super- means 'above' or 'more than'. When we add sub or super to a root word we don't change the spelling of the root word.</p>  <p>Explain that the suffix -'ation' can be used to turn verbs into nouns. If the verb ends in e remove the e before adding -'ation'.</p> <p>Remember connectives link sentences. Encourage your child to include connectives to enrich their writing.</p>	<p>Useful website: Suffix and prefix</p> <p>The Use of Prefixes and Suffixes</p>  <p>Grammar Games</p>



The Winchester School

Year 4 Family Learning Newsletter March 2021



To differentiate formal and informal



language.

Punctuations:

To use joined handwriting except where other special forms are required.

To use basic punctuation to mark grammatical boundaries like commas, colons and semi-colon and speech marks.

Text level:

To understand the purpose of Fiction & Non-Fiction text.

To explore the structure and feature of a Classic Fiction.

To examine different characters in a Classic Fiction and the way in which the author portrays character's feelings and actions.

To develop ideas and write a fiction using the features of classic stories.

Conjunctions can be used to show **when or why something is happening**: e.g. when, before, after, while, so, because, etc.

Adverbs can be used to show **when something is happening**: then, next, soon.

Prepositions can be used to show **where or when something is happening**, for example: before, after, during, over there.

Click on the below link and play the VCOP games online:

[VCOP Games](#)

[Review Punctuation Topics](#)

Explore the use of level 4 punctuations

Create a word wall based on the new words you encounter each time you read a book.

Talk to your child about the purpose of Fiction Texts.

Discuss and share ideas on difference between Fiction and Non-Fiction Genres.

Together gather information on the different types of story genres.

Types of Story Genre:

Introduce your child to classic fiction novels like **The Jungle Book** and the classic stories like **The Wind in the Willows** and have a discussion.

Together explore the characters and analyze the different ways the author has portrayed them.

Talk about your experiences and encourage your child to plan a storyboard based on a classic fiction of their choice.

[Classic Fiction Genre](#)

[Classic Stories](#)

[Story Elements](#)




[online apostrophe games](#)



The Winchester School

Year 4 Family Learning Newsletter March 2021



Poems: Animal Poetry

Spellings:

To use **suffixes** and **prefixes** and analyze how to add them.



To spell homophones.

Grammar:

To use plural possessive apostrophes.

Grammar Guide

Possessive apostrophes when the thing is plural

RULES: The apostrophe follows the same rules as before:

- If there is already an **s** there then only an apostrophe is added
- If there is **no s** an apostrophe and an **s** are added

EXAMPLES:

- The children's sweets
- The girls' make-up
- The boys' essays



Plan and create your own classic fiction.



Discuss the use of suffixes and prefixes.

Kindly access the power point below to understand the rules for some common suffixes and prefixes.



Encourage the children to explore the use of prefixes and suffixes using the link below.

Exploring Suffixes and Prefixes

Guide the children to understand homophones using the link below.

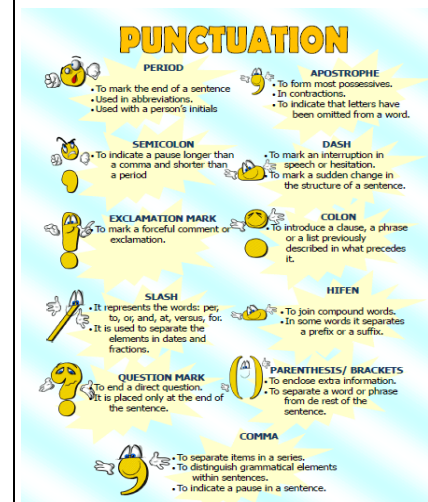
Homophones

Click on the below link and play the VCOP games online:

VCOP Games

Remind the children that to show possession, we use apostrophe and the letter 's' at the end of the single noun.

Discuss that at the end of a plural noun that already ends in 's' we add only the apostrophe. After a plural





The Winchester School

Year 4 Family Learning Newsletter March 2021



Punctuation:

- To use joined handwriting except where other special forms are required.
- To use basic punctuations to mark grammatical boundaries like commas, colons and semi-colons.
- To use basic punctuations to mark grammatical boundaries like commas and speech marks.

Text level:

- To analyze and identify the features of a narrative poem.
- To compare and contrast poems on similar themes, particularly their form and language.
- To explore the ways in which the poet describes strong emotions using similes and metaphors.
- To identify ways in which poetry can be used to describe nature and characteristics of animal to engage and entertain the readers.

noun that does not end in 's' we use an apostrophe and the letter 's' just as at the end of singular noun.

There are six basic forms of punctuation used in a poem: **period, semicolon, comma, question mark, exclamation point and dash.** **With each different form of punctuation comes differing signals to the reader.**

Click on the following links to understand the punctuation topics better. Practice on a weekly basis.

[Review Punctuation Topics](#)

Explore the use of level 4 punctuations
Create a word wall based on the new words you encounter each time you read a book.

Talk to the children about the different forms of poems that they have done.

Encourage them to read the poem with expression.
Explore the use of figurative language: **Similes and Metaphors** used to describe emotions.

Discuss ideas to create their own poems using similes and metaphors.

Create their poem using similes to describe strong emotions.

[Features of narrative poems](#)

[Sample poems](#)

[Fiction Poems](#)

[Plural Apostrophes](#)



The Winchester School

Year 4 Family Learning Newsletter March 2021



	<p>To develop ideas for creating their own poetry and use of metaphors and similes to describe strong emotions.</p>	<p><u>Narrative Poem</u></p> <ul style="list-style-type: none"> • A narrative poem tells a story. • They can be long or short. • Some narrative poems use end rhyme, some do not. • Example: <p style="margin-left: 40px;">The Greedy Dog There once was a dog filled with greed Who wanted much more than he's need. When he saw his reflection Upon further inspection He ended with nothing, indeed.</p> 	
--	---	--	--

Area of learning	Focus	Home activities/How can you help your child at home	Useful website
------------------	-------	---	----------------



The Winchester School


Year 4 Family Learning Newsletter March 2021



Numeracy

To revisit the topic Measurement and estimate, measure and compare weights using standard metric measure - kilograms and grams, lengths and capacity

- To read and interpret intervals and divisions of different scales - kilograms and grams, lengths, capacities.
- To solve word problems involving measure (weight), length, capacity.



Talk to the children about weight of an object and that it is recorded as grams and kilograms in the metric system, measuring lengths of different objects using m and cm, liquids measured in l and ml.

Share your experience in the supermarket with your child. Look at the weight of a pack of biscuits or cookies, how many l or ml milk or juice bottle is etc...

Encourage your child to estimate the weight of different items. Estimate-how much will a bag of 6 apples, 10 oranges or 12 bananas weigh? Let them check for the exact weight. Ask them to read the weighing scale. Similarly hide the weight shown on sugar/ flour/ washing powder carton. Can they guess the weight? Let them compare the weights of two or more items.

Challenge:

I have a 6m piece of ribbon and use 53.5 cm of it to make a card.

How much ribbon do I have left?



[Measurement-games](#)

[Measurement word problems](#)

[Word-problem on measuring mass](#)

[Word-problem on measuring length](#)

[Word-problem on measuring capacity](#)

[I-Pad applications:](#)

[Reading Scales](#)



The Winchester School

Year 4 Family Learning Newsletter March 2021



Area for learning	Focus	Activities	Useful Websites/Apps
Science	<p>SOUND</p> <ul style="list-style-type: none"> To recognize that the sound is produced by vibration of materials and can travel through solids, liquids and gases. To identify and recognize the change in pitch and loudness of sound <p>To recognize that some materials reduce the amount of sound (muffles) that reaches the ear.</p>	<p>Talk about the important role the ear plays in receiving sound. Tell them about Sound waves, the way they travel, the mediums they can travel through and the speed at which they travel.</p> <p>Share with them the problems people face if they are deaf or partially deaf for example – difficulties in communication, dangers of traffic. Discuss a few factors that affect hearing, such as, glue ear – a common childhood complaint, wax in ear canal, constant exposure to loud sound. Information on how the sound waves travel through the various mediums (solid, liquid and gases).</p> <p>Encourage them to read and find information on the way the sound reaches the inner ear and how can it be heard to the humans. Find information on Sign language. Also encourage them to question if sound can travel through space, various professions related to the topic, new inventions made in those fields.</p> <p>Talk about the various kinds of musical instruments (wind, percussion, string).</p> <p>Share information on how sound is produced in each kind of musical instrument.</p> <p>Encourage them to make their own musical instruments that can be used for an investigation to</p>	<p>Exploring the EAR: How ear works?</p> <p>Health and safety - Ear: Taking care of your ear</p> <p>What is Sign Language: Sign language</p> <p>Ideas for musical instruments: Musical Instruments</p> <p>Sound: Bats and echolocation</p>



The Winchester School

Year 4 Family Learning Newsletter March 2021



	find out how difference in sounds (pitch and loudness) can be produced.	
--	---	--

Area of learning	Focus	Home activities/How can you help your child at home	Useful website
Arabic for Arabs	<p>حكاية حلم</p> <p>أن يحدد التلميذ الفكرة الرئيسية والأدلة الداعمة لها .</p> <p>أن يحلل التلميذ بنية النصوص الأدبية وعناصرها الفنية .</p> <p>أن يحدد التلميذ عناصر القصة .</p> <p>أن يوضح التلميذ دور الرسم في إبراز الشخصيات .</p> <p>أن يميز التلميذ بين الحوار الداخلي والخارجي .</p> <p>أن يقارن التلميذ بين حكايات من ثقافات مختلفة .</p> <p>إن وأخواتها</p> <p>أن يحدد التلميذ أركان جملة وأخواتها .</p> <p>أن يضبط التلميذ إعراب إن وأخواتها .</p> <p>أن يوظف التلميذ جملة إن في كتابته .</p>	<p>* قراءة إحدى القصص وتحديد عناصرها .</p> <p>* إعطاء الطالب الفرصة للبحث من خلال الشبكة المعلوماتية .</p> <p>* مساعدته في كيفية الإلقاء .</p> <p>استخدام بعض الألعاب التعليمية للمساعدة على فهم إن وأخواتها .</p> <p>يمكن لولي الأمر الدخول من خلال الرابط المرفق لموقع قناة اللغة العربية والتربية الإسلامية الخاص بمدرسة ونشستر ومتابعة التسجيلات الخاصة بالدروس ومشاركتها مع التلميذ وتدوين ما تعلمه في دفتره المدرسي .</p>	<p>إن وأخواتها</p> <p>منصة أقرأ بالعربية</p> <p>قناة اللغة العربية والتربية الإسلامية بمدرسة ونشستر</p>
Arabic for Non-Arabs	<p>Clothes</p> <p>To compare between the different clothes.</p> <p>To create a paragraph about the weather case in the four seasons.</p> <p>To express the opinion in the clothes in different countries.</p> <p>To describe the clothes in sentences</p> <p>To create simile style, and exclamation style about the clothes.</p>	<p>In every lesson, we provide the students with new words with their meanings to help your child memorize and use in sentences of his/her own.</p> <p>-Ask your child to speak about his favourite clothes.</p> <p>- Go through the links on the Arabic YouTube channel so that you can help your child learn more at home about the topic.</p>	<p>LEARN ARABIC VERBS AND ADJECTIVES</p> <p>Learn Arabic Writing</p> <p>Clothes in Arabic</p> <p>ARABIC COLOURS</p> <p>I Read Arabic</p> <p>Arabic and Islamic YouTube Channel</p>



The Winchester School

Year 4 Family Learning Newsletter March 2021



<p>Islamic for Arabs</p>	<p>سورة الانشقاق : أن يتلو التلميذ السورة تلاوة سليمة . أن يوضح التلميذ المعنى الإجمالي للسورة . الكرم : أن يوضح التلميذ صور الكرم . أن يشرح التلميذ أهمية الكرم . من كمال الإيمان أن يوضح التلميذ مفهوم الحديث . أن يدلل التلميذ على كمال الإيمان .</p>	<p>يساعد ولي الأمر التلميذ في</p> <ul style="list-style-type: none">- حفظ السورة من خلال المصحف المعلم.- البحث عن تفسير بعض آيات السورة .- حثه على التحلي بخلق الكرم في سلوكه. <p>يمكن لولي الأمر الدخول من خلال الرابط المرفق لموقع قناة اللغة العربية والتربية الإسلامية الخاص بمدرسة ونشستر ومتابعة التسجيلات الخاصة بالدروس ومشاركتها مع التلميذ وتدوين ما تعلمه في دفتره المدرسي.</p>	<p>الانشقاق</p> <p>الكرم</p> <p>مكلمات الإيمان.</p> <p>قناة اللغة العربية والتربية الإسلامية بمدرسة ونشستر</p>
<p>Islamic for Non-Arabs</p>	<p>Belief in Prophets. To infer that belief in Prophets is one of the pillars of faith. To infer the wisdom behind sending Prophets.</p> <p>Mutual mercy To explain the importance of mercy in Islam. To identify the forms of mercy.</p> <p>Surat Al-Fajr To explain the vocabulary of the verses. To explain the virtues of the ten nights (days of Dhul hijjah)</p>	<p>Speak with your child that belief in Prophets is one of the pillars of faith.</p> <p>Share your child the wisdom behind sending Prophets.</p> <p>Speak with your child about the importance of mercy in Islam.</p> <p>Share your child the forms of mercy.</p> <p>Ask your child to memorise the verses of surat Al-Fajr</p> <p>Speak with your child about the virtues of the ten nights (days of Dhul hijjah)</p>	<p>Why Allah sent Prophets And Messengers</p> <p>Hadith on Mercy</p> <p>Al-Fajr - Qur'an Time -</p> <p>Arabic and Islamic YouTube Channel</p>



The Winchester School

Year 4 Family Learning Newsletter March 2021



		Go through the links on the Arabic YouTube channel so that you can help your child learn more at home about the topic.	
--	--	--	--

Area of Learning	Focus	Home activities/How can you help your child at home	Useful Websites
Humanities	Britain's settlement by the Anglo Saxons and the Scots	<p>Encourage your child to research about the village life of the Anglo Saxons.</p> <p>Talk to your child about the artefacts and culture of the Anglo Saxons.</p>	<p>http://www.primaryhomeworkhelp.co.uk/saxons/houses.htm#:~:text=Anglo%2DSaxon%20Villages,for%20their%20homes%20and%20clothes.</p> <p>https://www.bbc.co.uk/bitesize/topics/zxsbcdm/articles/zwjq2hv</p>

Area of Learning	Focus	Home activities/How can you help your child at home	Useful Websites
UAE Social Studies	<p>1. Natural Resources – Land and water</p> <p>2. Natural Resources – Other Natural Resources</p>	<p>Talk about the natural resources of the earth, both landforms and bodies of water, how they affect people's lives – the homes they build, the food they eat and the water they drink.</p> <p>Encourage your child to research the natural resources available in the world, their</p>	<p>https://www.youtube.com/watch?v=bYhplZtObA</p> <p>Vocabulary: natural resources, community and shelter</p> <p>https://www.youtube.com/watch?v=KEeH4EniM3E</p>



		<p>classification (renewable and non-renewable) and how they affect people’s lives.</p>	<p>Vocabulary: soil, stone, minerals, coal.</p>
	<p>3. Natural, Capital and Human Resources</p>	<p>Encourage your child to research about how natural, human and capital resources work together to provide people with goods and services.</p>	<p>https://www.youtube.com/watch?v=b8uJQPo8yg0</p> <p>Vocabulary: human resources, capital resources, goods, services.</p>
	<p>4. Conservation of Resources</p>	<p>Share with your child the importance of conserving resources.</p>	<p>https://www.youtube.com/watch?v=abuouxwRe4</p> <p>Vocabulary: conserve, reduce, reuse, recycle.</p>



Area for learning	Focus	Activities	Useful websites
-------------------	-------	------------	-----------------



The Winchester School

Year 4 Family Learning Newsletter March 2021



<p>French</p>	<p>Où es-tu?</p>	<p>Talk to your child about the parts of house using le/la . . Encourage your child to identify a picture of a house and label the parts in French</p>	 
----------------------	-------------------------	--	---


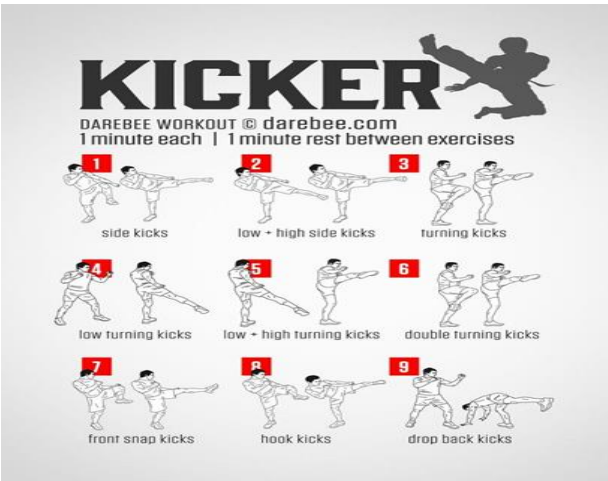
Area of learning	Focus	Home activities/How can you help your child at home	Useful websites
<p>ICT</p> <p>Windows movie maker</p>	<p>To add title and pictures to create a movie</p> <p>To use the basic features and add captions and credits to create a movie</p>	<p>Organizing skill, Creativity.</p> <p>Encourage your child to make a movie on wellbeing or childhood journey or any of your favorite role models.</p>	<p>https://www.youtube.com/watch?v=wxeb8xxm7k0</p> <p>To download the movie-maker for Windows</p> <p>https://gemsedu.sharepoint.com/:u:/s/movie-maker/EWuU1S0A3BRJIDhRs49Dm-dkBZ-n1tBtmwX89k1AmjdP86g?e=ETapOd</p>



The Winchester School

Year 4 Family Learning Newsletter March 2021



Area of learning	Focus	Home activities/How can you help your child at home	Useful websites
Physical Education	<p><u>Karate:</u></p> <p>Learn the different offensive and defensive moves. Students will perform a range of offensive and defensive karate moves.</p>  <p><u>Zumba:</u></p> <p>Learn the Zumba workout and develop the stamina and footwork. Students will perform a range of aerobics work out and get knowledge of different movements.</p> <p><u>Kick boxing:</u></p> <p>Learn the different offensive and defensive moves of kick boxing. Students will perform different offensive and defensive moves of kick boxing.</p>	<p><u>Talk and Encourage the children to do the following:</u></p>  <p><u>PUNCHES- UPPER, MIDDLE, LOWER</u> <u>BLOCKS- INWARD, OUTWARD, UPPER, LOWER</u></p>	<p><u>Useful sites:</u></p> <p>https://www.youtube.com/watch?v=T4Y9iVCEthU https://www.youtube.com/watch?v=bzVMttMtinY https://www.youtube.com/watch?v=c_mhch3t6jI</p>



Physical Fitness- Strength training:

**Learn and develop the strength exercises
Students will be able to understand and do variety of exercises.**



Talk and Encourage the children to do the following:

ZUMBA Primes for Zumba Newbies

VI. Zumba Basic Steps

Meringue is a Latin dance similar to a march, but feet do not lift too high off the ground. Move arms in small circular motions and keep them close to the hips or the waist.

Salsa uses a triplet step rhythm that is counted as one-and-two, three-and-four. Your right foot goes out to the side on "one", left foot steps in place on "and", right foot back in on "two". Then the left foot steps out on "three", right foot in place on "and" and left foot back in on "four".

Reggaeton is a combination of Latin and hip hop and is more of a style of dance. It requires stomping the feet and keeping bent knees while staying close to the ground.

Encouraging children to be take part in aerobics exercises

Synchronize steps along with music

Talk and Encourage the children to do the following:

Useful sites:

- <https://www.youtube.com/watch?v=ymigWt5TOV8>
- <https://www.youtube.com/watch?v=Ozf5YAu6bQQ>
- <https://www.youtube.com/watch?v=rQwyMCzuMF8>

Useful sites:

- <https://www.youtube.com/watch?v=419WBNPbtsU>



The Winchester School

Year 4 Family Learning Newsletter March 2021



- Flexibility and Agility
- Motor Skills
- Reflexes and Hand-eye Co-ordination
- Improved Fat Loss

The sport of Kickboxing incorporates character building like discipline, humility, and respect.

Learn basic stances, various punches and kicks, and have fun exercising most importantly!

<https://www.youtube.com/watch?v=9t7UUgy8e6E>

[Develop speed for FAST HANDS, UPPER CUTS](#)
[Practicing Hooks & 1-2 Squats](#)
[Different types FOOTWORKS](#)

[Talk and Encourage the children to do the following:](#)

- Upper body Exercises
- Lower body Exercises
- Core Strengthening Exercises
- Leg Exercises
- Weight Training
- Circuit Training



[Useful sites:](#)

- <https://www.youtube.com/watch?v=n9le8UPt8A0>
- <https://www.youtube.com/watch?v=fF80zhIGYkA>
- <https://www.youtube.com/watch?v=vO9DJ91PZ4E>

Kids Can Strength Train

Fitness is important... but it needs to be age-appropriate



The Winchester School

Year 4 Family Learning Newsletter March 2021



Area of Learning	Focus	Home activities/How can you help your child at home	Useful Websites
Music Year04 (Kiko)	Learning how to play the recorder using notes	<ul style="list-style-type: none">• Check in YouTube different instruments and the sounds they make• Let the child practice at home, even though there will be squeaking.• Be an audience. But better also check if the child is holding the recorder properly.• Download the files I emailed last January for your child's easy reference <p>You can also try asking about the kinds of notes</p>	<p>https://www.youtube.com/watch?v=YvJDEHlisGM</p> <p>https://www.youtube.com/watch?v=qF8HVQ96McQ&t=25s</p>
Music Year04 (Sunil)	Learning how to play the recorder using notes followed by "Every night in my dreams"	<ul style="list-style-type: none">• Let the child practice at home, even though there will be squeaking. <p>Be an audience. But better also check if the child is holding the recorder properly.</p>	