












The Winchester School

Family Learning Newsletter (FS 2) – November 2021



Area of learning	Focus	Home activities/How can you help your child at home	Useful website
<p>Communication and Language</p>	<p>Listening and attention. Shows variability in listening behaviour; may move around and fiddle but still be listening or sit still but not absorbed by activity.</p> <p>Understanding Understands a range of complex sentence structures including negatives, plurals and tense markers.</p> <p>Speaking: Uses language to imagine and recreate roles and experiences in play situations.</p>	<p>Encourage your child to play Simon says. Play a music and encourage your child to get his/her favourite toys, books, fruits, etc.</p> <p>Talk about why it is important to pay attention when others are speaking. Use sand timers to help extend concentration and to focus their attention on a task.</p> <p>Encourage your child to talk about what is happening and to act out the scenarios in character. Share stories and discuss the characters. Try to ask open ended questions. How do you know that...? Why do you think...? How can you tell the difference between -----and -----?</p> <p>Share and join in Role-Play, encouraging children to talk about what is happening and to act out the scenario. Develop language skills through structured and unstructured discussions linked to books, topics, routines, events.</p>	<p>Why listening is important?</p>  <p>6 Questions song</p>  

<p>Prime Area Personal, Social and Emotional Development</p>	<p>Making Relationships: Is proactive in seeking adult support and able to articulate their wants and needs.</p> <p>Sense of Self: Shows confidence in choosing resources and perseverance in carrying out a chosen activity.</p> <p>Understanding emotions: Understands their own and other people's feelings, offering empathy and comfort.</p>	<p>Talk to your child about how to talk confidently to others. To show enough confidence to initiate ideas eg: To seek help or check information.</p> <p>Encourage them to take part in activities that involve them to use different tools/materials. For example, art and craft activities, fun PD activities, etc.</p> <p>Ask your child to confidently choose appropriate resources in cleaning their area.</p> <p>Encourage your child to play along with other children. Share books with stories about characters that follow or break rules, and the effects of their behaviour on others e.g. Mr. Men series. Talk to your child and make him/her understand what is right and wrong. Provide activities that encourage, taking turns, give and take or sharing things to be fair.</p>	 <p>Tidy-Up Song</p> <p>Tidy up time!</p>  <p>Rules to follow</p>  <p>Movement song</p>  <p>What do we need to do to stay healthy</p> 
<p>Physical Development</p>	<p>Moving and handling: Shows increasing control over an object in pushing, patting, throwing, catching or kicking it.</p> <p>Health and self-care: Has established a consistent, daily pattern in relation to eating, toileting and sleeping routines and can explain why this is important.</p>	<p>Provide your child with a ball or empty small shoe box. Pose challenging questions such as 'Can you push, pat, throw, catch or kick the ball/box?'</p> <p>Talk about healthy habits with your child. Encourage your child to exercise every day and its effect on their bodies. Share the positive contribution of exercise on their health. You can also exercise together and go out for walk regularly with your child. Encourage your child to have a healthy routine everyday by sleeping on time and eating a healthy food.</p>	

**Specific Area
Literacy**

Reading

Begins to read some high frequency words, and to use developing knowledge of letters and sounds to read simple phonically decodable words and simple sentences.

Stories

Magic bed
Chicken Licken
Camel O shy

Writing:

Uses their developing phonic knowledge to write things such as labels and captions, later progressing to simple sentences.

Jolly Phonics:

Letters: r, m, d, g, o, u, l, f, b

Recap of Letters: c, k, e, h, r, m, d, g, o, u, l, f, b

Introduction of tricky words: the, has, can, had, his, am, and, me

Model oral blending of sounds to make words in everyday contexts, e.g. 'Can you get your h-a-t hat?' Play games like word letter bingo to develop your child's phoneme-grapheme correspondence.

Encourage your child to practice High Frequency words.

Encourage your child to retell the story using props and story language.

For e.g. Once upon a time, long ago in a far away. One bright summer morning etc. Help children to talk about different stories and discuss how they will act: - what part each child will play and what props they will need.

Encourage your child to label their drawings by saying the word slowly and then focusing on each sound to make that word. To encourage your child in writing simple sentences using HF words. For example. The cat is big. The car is red, etc.

Share fun ways of encouraging your child to practice writing their labels and captions. e.g. Draw it on the playground with chalk and ask them to paint over it with water.

Plan interesting opportunities for writing e.g. get-well cards to children who are ill. Praise your child for trying to segment, and reassure them the writing doesn't have to be perfect.

Encourage your child to walk around the house and label all the objects of the focused sound using post-its. Ask them to read simple words by sounding out the letter sound and blending them to make simple words like hen, red, bag etc.

Encourage your child to explore tricky words through games and songs.

[High Frequency words -
Song](#)



a	the	it	to
in	you	and	he
up	go	not	see

[Magic bed](#)



[Chicken Licken](#)


[Camel-O-Shy](#)









[Phonics Set 2](#)

[Phonics set 3](#)

[HF Words](#)



<p>Mathematics</p>	<p>Composition In practical activities, adds one and subtracts one with numbers to 10.</p> <p>Measures Enjoys tackling problems involving prediction and discussion of comparisons of length, weight or capacity, paying attention to fairness and accuracy.</p> <p>Pattern Spots patterns in the environment, beginning to identify the pattern “rule”.</p>	<p>Encourage your child to use language involving addition for e.g. There are 3 people on the bus, 1 more gets on. How many are on the bus now? (say together 4 is 1 more than 3, 3 add 1 is 4). Use words like more, and, add, make sum, total, altogether. Also, do same for less than use words like less than, take away, subtraction. Share and add 1 or 2 more to a given number on fingers or objects.</p> <p>Encourage your children to collect different objects from house, playground/park, etc. Ask them to pick 2 objects from the collection box and compare their length, weight or capacity.</p> <p>Make a book of patterns using shapes cutouts, natural objects, colours. Encourage your child to explore their surroundings to find different patterns.</p>	<p>Addition 1 more Subtractions - One less</p>  <p>Video on length, weight and capacity</p>  <p>Patterns</p>  <p>Cultures of the World</p>  <p>Talking about weather</p>
<p>Understanding the World</p>	<p>People and communities Knows about similarities and differences between themselves and others, and among families, communities, cultures and traditions.</p> <p>The world Talks about the features of their own immediate environment and how environments might vary from one another.</p> <p>Technology</p>	<p>Encourage your child to talk about different festival they like celebrating. To talk about the preparation, food, decorations in each festival and how it is different. Talk about what is the favourite food, colour, fruits, vegetable, etc of their family members. To know each member of the family has different.</p> <p>Share your personal experiences with your child to understand different environments and encourage them to make comparisons. E.g. In winter we need to wear warm clothes, sun goes down early and gets dark quickly, eating-more warm things.</p>	<p>Cultures of the World</p>  <p>Talking about weather</p>

	<p>Can create content such as a video recording, stories, and/or draw a picture on screen.</p>	<p>Encourage your child to record a video spending a day in a park, beach, amusement park, etc. Ask them to draw the favourite part of the day on screen using tablet, mobile, etc.</p>	
<p>Expressive Art and Design</p>	<p>Creating with materials: Develops their own ideas through experimentation with diverse materials, e.g. light, projected image, loose parts, water colours, powder paint, to express and communicate their discoveries and understanding.</p> <p>Being imaginative and expressive: Plays cooperatively as part of a group to create, develop and act out an imaginary idea or narrative.</p>	<p>Talk to your child about ways of finding out what they can do with different media and what happens when they put different things together like flour with water or oil, corn flour in mixtures, baking powder in cake dough, tea bags in milk and water. Share and encourage your child to use unwanted scrap / different materials to make things e.g. bear, cave, train etc.</p> <p>Play fictional characters in pretend settings and encourage your child to act out their own original stories, using language from other contexts thus developing an understanding of story structure. Encourage your child to narrate the story in their own words.</p>	

Coming Up Events

- | | |
|--|---------------------------------|
| 31 st Octber to 4 th November 2021 - | Well-being week |
| 3 rd November - | Flag Day |
| 11 th November -14 th November | Field trip |
| 15 th November 2021 | International day for Tolerance |
| 28 th November 2021 | National Day Celebration |
| 29 th November 2021 | Commemoration Day |

