



# The Winchester School

## Year 2 Family Learning Newsletter November- 2021



Area of learning	Focus	Home activities/How can you help your child at home.	Useful websites
<b>Literacy</b>	<p><b>Spelling</b></p> <ul style="list-style-type: none"> <li>To identify and spell words where</li> </ul> <p>// sound is spelt 'el'  // sound is spelt 'al'  // sound is spelt 'il'</p> <p style="text-align: center;"><b>Dairy Entry</b></p> <ul style="list-style-type: none"> <li>To explore diaries.</li> <li>To understand that diaries are written to tell about feelings and thoughts.</li> </ul> <p><b>Grammar</b></p> <ul style="list-style-type: none"> <li>To understand the meaning of expanded noun phrases.</li> <li>To use past tense in sentences, accurately.</li> </ul>	<p><b>Encourage</b> the child to find words while they read stories which follow the rules mentioned. Help your child use these words to create their own sentences.</p> <p><b>Talk</b> about how poems are written using imagination and creativity.  <b>Encourage</b> children to create poems using their own imagination and ideas from books read.  <b>Share</b> your ideas to create a poem together with your child.</p> <p>Develop an understanding of how noun phrases can be expanded with the addition of an adjective before the noun and 'extra detail' afterwards.</p> <p>Ask your child to think of the regular activities he/she does during the day. Encourage them to write those down using past tense. For example: I <u>brushed</u> my teeth.</p>	<p><a href="#">Phonics</a></p> <p><b>Phonics</b>  ee ur ow  wh y au</p> <p><a href="#">// sound spelt as al, el</a></p> <p>Game Link :  <a href="#">Diaries</a>  <a href="#">Features of Diaries</a></p> <p><a href="#">Past Tense</a></p>



# The Winchester School

## Year 2 Family Learning Newsletter November- 2021



### Text Level

#### Poems

- To explore elements of Poetry.
- To use rhyme and alliteration in poems.
- To understand that poetry is written in verses/stanzas and not paragraphs.

#### Fairy Tales

- To explore elements of Fairy Tales.
- To write an alternative story incorporating story elements (story opening, middle, story ending)
- To use time connectives (after, meanwhile, during, before etc.) to link sentences.
- To explore fairy-tale dialogue through role-play.

**Talk** to your child about poems.

**Encourage** your child to write about a favourite animal or toy.

**Share** the poem with friends who visit.

Read/Recite a poem to your child. Analyse the feeling of the poet. Identify rhyme and alliteration. Talk about the effects of these in poems.

**Talk** to your child about making your child's own storybook. Cut different pictures from old magazines/newspapers and ask him/her to arrange in order and stick on sheets of paper.

**Encourage** your child to create a story according to the pictures. Complete with a title, a cover page and name of writer (your child). Keep this book on the shelf with other books and encourage your child to read it to you.

**Share** the book with friends who visit.

Read/Tell your child a story with a character facing a problem how it was solved at the end. With your child act the scene. he/she just heard. Now have fun writing this story in the right order (beginning, middle, and ending).

### [Rhyme Time](#)



### [Stories and Poems creator](#)





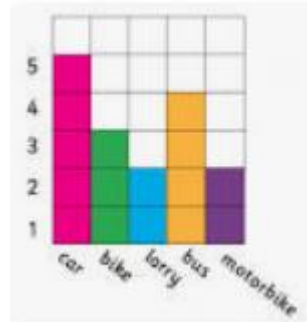


# The Winchester School

## Year 2 Family Learning Newsletter November- 2021



Ask and answer questions about totaling and comparing categorical data.



Type	Count
Compact	7
Sedan	4
SUV	12
Van	9
Truck	3
Other	1

**Encourage** your child to create a table and record the number of cars in the parking area.

You can also ask your child to record:

- types or colours of clothes in a wardrobe
- colours of front doors
- coins in a purse

What happens when there are already four tally marks and you want to add a fifth tally mark to that group?

### QUESTIONS TO ASK

How do you make a tally mark?

Why is a pictogram called so?

Encourage your child to create questions based on the data collected and challenge his/her siblings to answer them using vocabulary like How many more? How many less? Total, difference, least, most etc

How many more spoons than forks/knives/ are in our kitchen?

What coins are the most in number?

[Interpreting data](#)



# The Winchester School

## Year 2 Family Learning Newsletter November- 2021



### Challenge

#### **Queen Esmerelda's coins**

Queen Esmerelda had 20 gold coins.  
She put them in four piles.




- ◆ The first pile had four more coins than the second.
- ◆ The second pile had one less coin than the third.
- ◆ The fourth pile had twice as many coins as the second.



# The Winchester School

## Year 2 Family Learning Newsletter November- 2021



<b>Science</b>	<p>To explore different habitats such as Desert, Aquatic, Forest and Arctic.</p> <p>To explain about the adaptation of living things in each habitat.</p> <p>To analyze the ways animals, adapt to their habitats in order to more effectively catch food, stay safe from predators, and care for their young.</p> <p>To investigate the effect of weather and human deeds in habitats.</p>	<p><b>Talk</b> to your child about the habitats in the world such as arctic, forest, aquatic.</p>  <p>different desert,</p> <p><b>Share</b> with your child magazines and newspaper cuttings where there is information on pollution which causes damages in different habitats.</p> <p><b>Encourage:</b> children to research more on different types of habitats using ICT and to prepare a power point presentation on it.</p>	<p><a href="#">Forest and woodland habitats</a></p>
<b>Arabic for Arabs</b>	<p><b>قصة بيت وسط العاصفة</b></p> <p>أن يحلل التلميذ القصة لعناصرها . أن يقرأ التلميذ القصة قراءة جهريّة صحيحة . أن يضع التلميذ نهاية جديدة للقصة . أن يكتب التلميذ ملخصاً للقصة . أن يحدد التلميذ الأسماء والأفعال في القصة .</p> <p><b>نشيد مطر</b></p> <p>أن يميز التلميذ المفردات الجديدة النص . أن يميز التلميذ الفرق بين الشعر والنثر .</p>	<p>يقوم ولي الأمر بمتابعة التقدم في الكتابة وتعلم المقطع الساكن . متابعة التلميذ في قراءة القصص الجديدة . تقديم الفيديوهات لمساعدة التلميذ على فهم القصص والنصوص . تشجيع التلميذ على القراءة من خلال منصة أقرأ بالعربية . مساعدة التلميذ في كتابة الأملاء والتدريب عليها . يمكن لولي الأمر الدخول من خلال الرابط المرفق لموقع قناة اللغة العربية والتربية الإسلامية الخاص بمدرسة ونشستر ومتابعة التسجيلات الخاصة بالدروس ومشاركتها مع التلميذ وتدوين ما تعلمه في دفتره المدرسي .</p>	<p><a href="#">حروف العطف</a></p> <p><a href="#">منصة أقرأ بالعربية</a></p> <p><a href="#">قناة اللغة العربية والتربية الإسلامية بمدرسة ونشستر</a></p>



# The Winchester School

## Year 2 Family Learning Newsletter November- 2021



	<p>أن يحدد التلميذ المعنى الإجمالي للنص .</p> <p>أن يميز التلميذ الأسلوب التعبيري الحقيقي والمجازي.</p>		
<b>Arabic for Non-Arabs</b>	<p><b>At home ( في البيت )</b></p> <ul style="list-style-type: none"><li>-To use the new words in different sentence.</li><li>- To describe the house using adjectives.</li><li>- To create a dialogue about the house.</li><li>- To conjugate the new verbs with the pronouns in sentences.</li><li>- To create a simple paragraph about the house.</li></ul>	<p>In every new lesson, we provide new words with its meanings. Help your child to memorize them and using them in sentences on his/her own.</p> <p>Ask your child to describe the house. Ask your child to practice writing the new words. Go through the links on the Arabic and Islamic YouTube channel so that you can help your child learn more at home about the topic</p>	<p><a href="#">LEARN ABOUT THE HOUSE</a> <a href="#">The most common Adjectives in Arabic</a></p> <p><a href="#">Learn Arabic Writing</a></p> <p><a href="#">I Read Arabic</a> <a href="#">Arabic and Islamic YouTube Channel</a></p>
<b>Islamic for Arabs</b>	<p><b>أنا أصلي</b></p> <p>أن يحدد التلميذ عدد الصلوات .. أن يميز التلميذ كيفية الصلاة. أن يستنتج التلميذ فضل الصلاة. <b>علي بن ابي طالب</b> أن يستنتج التلميذ صفات سيدنا علي بن أبي طالب. أن يعدد التلميذ أخلاق المسلم. <b>سورة الشرح</b> أن يوضح التلميذ المعنى الإجمالي للسورة.</p>	<ul style="list-style-type: none"><li>- يساعد ولي الأمر التلميذ من خلال:</li><li>- حثه على الصلاة .</li><li>- حثه على حفظ السورة من خلال المصحف المعلم وتسجيل فيديو لتلاوته السورة.</li><li>- مساعدته في البحث على آيات تدل على الصلاة.</li><li>- تشجيعه على الالتزام بالأخلاق الحسنة.</li></ul> <p>يمكن لولي الأمر الدخول من خلال الرابط المرفق لموقع قناة اللغة العربية والتربية الإسلامية الخاص بمدرسة ونشستر ومتابعة التسجيلات الخاصة بالدروس ومشاركتها مع التلميذ وتدوين ما تعلمه في دفتره المدرسي.</p>	<p><a href="#">كيفية الصلاة</a> <a href="#">سورة الشرح</a> <a href="#">قناة اللغة العربية والتربية الإسلامية</a> <a href="#">بمدرسة ونشستر</a></p>






# The Winchester School

## Year 2 Family Learning Newsletter November- 2021



	<p>أن يلتزم التلميذ آداب التلاوة. أن يستنتج التلميذ الدروس المستفادة من السورة.</p>		
<p><b>Islamic for Non- Arabs</b></p>	<p>Lesson1: I love good things for my brother. To memorize the hadith. To conclude the lessons learnt from the hadith. Unit A: Lesson2: Surat ul Kafirun. To explain the overall meaning of the surah. To memorize Surat ul Kafirun. Lesson 3: Respect To define the concept of respect in Islam. To infer the aspects of respect. Lesson4: The virtues of reciting Quran To explain the value of reciting Quran To clarify the virtues of reciting the holy Quran</p>	<ul style="list-style-type: none"> <li>- Talk to your child about the way he should deals with others and love to others what he loves for himself.</li> <li>- Explain to your child the meaning of brotherhood in Islam. -Encourage your child to memorize Surat ul Kafirun.</li> <li>- Share with your child the meaning of the verses of Surat ul Kafirun. - Talk to your child about some manifestations of respect.</li> <li>- Explain to your child the importance of being respectful and its effects. -Share with your child some aspects of respect shown by our beloved prophet and encourage him/ her to take Him as a model.</li> <li>-Talk to him or her about the importance of reciting the Quran as shared in the hadith of the lesson.</li> </ul> <p>Go through the links on the Arabic and Islamic YouTube channel so that you can help your child learn more at home about the topic</p>	<p><a href="#">Surah Al-Kafirun</a></p> <p><a href="#">Suratul Kaafiroon</a></p> <p><a href="#">Learn Quran Cartoon - Surah Al-Kaafiroon - YouTube</a></p> <p><a href="#">(8) Omar &amp; Hana   Respecting The Elderly</a></p> <p><a href="#">Arabic and Islamic YouTube Channel</a></p>
<p>Humanities History</p>	<p><b>History: The Great Fire of London</b></p> <ul style="list-style-type: none"> <li>➤ How do we know about The Great Fire?</li> <li>➤ What happened after The Great Fire?</li> </ul>	<p><b>Talk</b> to your child about some of the sources that historians used to find out about the Great Fire of London. Explain why some historical sources are helpful to find out more about the Great Fire of London.</p> <p><b>Encourage</b> your child to research and read through the information about Samuel Pepys and his diary.</p> <p><b>Talk</b> about the sources of evidence that historians might have used to find out about The Great Fire of London. What is an eyewitness? How can an eyewitness help to explain what happened in the past?</p>	 <p><a href="https://www.youtube.com/watch?v=RmXWT8Cohw">https://www.youtube.com/watch?v=RmXWT8Cohw</a></p>









# The Winchester School

## Year 2 Family Learning Newsletter November- 2021







<p>Geography</p>	<p><b>Geography: Mapping Skills</b></p> <ul style="list-style-type: none"> <li>➤ Viewing from above</li> <li>➤ The United Kingdom - Countries, capital cities and surrounding seas.</li> </ul>	<p><b>Share</b> creative posters with your child showing ideas about how London could be rebuilt after the Great Fire.</p> <p><b>Talk</b> to your child about four counties, capital cities and surrounding seas of UK and locate them on the map of United Kingdom.</p> <p><b>Share</b> with your child the aerial photographs to recognize landmarks and basic human and physical features.</p> <p><b>Encourage</b> your child to compare an aerial view and a ground level view use senses to say describing words about what they can see in aerial photographs.</p>	
<p><b>UAE Social Studies</b></p>	<ul style="list-style-type: none"> <li>➤ <a href="#">UAE heritage and traditions Part 1 &amp; 2</a></li> </ul> <p><u>Key vocabulary:</u>  <a href="#">heritage</a>, <a href="#">village</a>, <a href="#">tradition</a>,  <a href="#">handcraft</a>, <a href="#">falconry</a>, <a href="#">weaving</a>,  <a href="#">archery</a></p>	<p><b>Talk</b> to your child about the symbols, songs and traditions that identify the UAE and the importance of preserving the elements of national identity. Explore some heritage of UAE online.</p>  	 <p><a href="https://www.youtube.com/watch?v=SgzqU82vMDM">https://www.youtube.com/watch?v=SgzqU82vMDM</a></p> <p><a href="https://www.youtube.com/watch?v=ESCf9FOrx2c">https://www.youtube.com/watch?v=ESCf9FOrx2c</a></p> <p><a href="https://www.youtube.com/watch?v=df0jAZ8lwiQ">https://www.youtube.com/watch?v=df0jAZ8lwiQ</a></p>



# The Winchester School

## Year 2 Family Learning Newsletter November- 2021



		<p><b>Share</b> with your child the different traditions followed in the UAE. Why are animals important and why are they used in Emirati culture?</p>  <p><b>Encourage</b> your child to show an emerging awareness and value of shared and national identities.</p> 	<p><a href="https://www.youtube.com/watch?v=Pd6Hu7zsiug">https://www.youtube.com/watch?v=Pd6Hu7zsiug</a></p>  
<p><b>Physical Education</b></p>	<p><b><u>Loco motor skills /dodgeball (Walking &amp; Running):</u></b></p> <p>Students will apply the concepts of body awareness, time, space, direction and speed by knowing the rules and following them in game play.</p>	<p><b><u>Talk and Encourage the children to do the following:</u></b></p> <ul style="list-style-type: none"><li>• Toe walk</li><li>• Heal walk</li><li>• Walking on the straight line.</li><li>• Side ways running</li><li>• Fast walking</li></ul>	<p><b><u>Useful sites:</u></b></p> <p><a href="https://www.youtube.com/watch?v=vR4RHv28P4E">https://www.youtube.com/watch?v=vR4RHv28P4E</a></p> <p><a href="https://www.youtube.com/watch?v=NU1W1HdfavI">https://www.youtube.com/watch?v=NU1W1HdfavI</a></p>



# The Winchester School

## Year 2 Family Learning Newsletter November- 2021



### Loco motor skills / Dodgeball (Galloping and Jumping):

Teacher demonstrates scientific movements of the skill.

**Galloping:** It's the moment like horse running, the leg which is ahead will lead the whole moment. Elbow bend and keep moving the same way.

**Jumping:** Push oneself off a surface and into the air by using the muscles in one's legs and feet. Students should concentrate on the followings.

### Loco motor skills / Dodgeball (Leaping and Skipping):

Students will apply the concepts of body awareness, time, space, direction and speed by knowing the rules and following them in game play.

### Talk and Encourage the children to do the following:

- Jumping jacks
- Star jumps
- Ski Jump
- Horse jump

### Talk and Encourage the children to do the following:

- Jumping jacks
- Star jumps
- Skipping

<https://www.youtube.com/watch?v=RnTlBjNsHFg>

<https://www.youtube.com/watch?v=LWQxUoHtoVo>

<https://www.youtube.com/watch?v=Z75ilY5ez2s>

<https://www.youtube.com/watch?v=XfLTtSI-Ryl>



# The Winchester School

## Year 2 Family Learning Newsletter November- 2021



	<p><b><u>Locomotor / Dodgeball Body (Awareness, Running) posture:</u></b></p> <p>Teacher explain about how the correct body posture is important to improve skill and demonstrates scientific movements of the skill.</p> <p>Body Awareness: How we student should move hands legs while running and doing workout.</p> <p>Running Posture: standing straight, looking to the finishing line and while finishing race the body should be stretch forward.</p>	<p><b><u>Talk and Encourage the children to do the following:</u></b></p> <ul style="list-style-type: none"> <li>• Skipping rope</li> <li>• Doing a cartwheel</li> <li>• Going down the slide</li> <li>• Stretching</li> </ul> <ul style="list-style-type: none"> <li>• Run forward backward</li> <li>• Run right side left side</li> </ul>	<p><a href="https://www.youtube.com/watch?v=Z75ilY5ez2s">https://www.youtube.com/watch?v=Z75ilY5ez2s</a></p> <p><a href="https://www.youtube.com/watch?v=1HSol3FchUs">https://www.youtube.com/watch?v=1HSol3FchUs</a></p> <p><a href="https://youtu.be/DetsHOk5QMo">https://youtu.be/DetsHOk5QMo</a></p> <p><a href="https://www.youtube.com/watch?v=Bccy yePMqsM">https://www.youtube.com/watch?v=Bccy yePMqsM</a></p>
<p><b>Music Year02 (Joyson)</b></p>	<ul style="list-style-type: none"> <li>• Learning musical notes, recite and sing DO, RE, MI, FA, SO, LA, TI, DO.</li> <li>• Improving children's confidence and musicality through singing actions songs.</li> </ul>	<ul style="list-style-type: none"> <li>• Let the children sing action songs at home.</li> <li>• Ask the child to perform the songs we learned in school.</li> </ul>	<ol style="list-style-type: none"> <li>1. Recite musical notes <a href="#">(22) Do Re Me - Sight Reading for Young Beginners - YouTube</a></li> <li>2. Action song <a href="#">(22) The Tofa Tafa Song   The BEST Action Song for Children  </a></li> </ol>



# The Winchester School

## Year 2 Family Learning Newsletter November- 2021



			<p><a href="#">Little Action Kids</a>  - <a href="#">YouTube</a></p> <p>3. <a href="#">(22) Roll Over the Ocean, Roll Over the Sea (Community Song with actions)   ESL Songs - YouTube</a></p>
<p><b>Music Year02 (Kiko)</b></p>	<ul style="list-style-type: none"> <li>Improving children's confidence and musicality through singing actions songs and chanting rhymes</li> <li>Familiarizing with sounds of different instruments</li> </ul>	<ul style="list-style-type: none"> <li>Encourage the child sing action songs at home.</li> <li>Ask the child to perform the songs we learned in school.</li> <li>Help the child choose which other songs they know aside from the songs taught in school and let them invent their own singing actions.</li> <li><u>Let the children listen to different instruments, especially piano, violin, flute, trumpet, and guitar</u></li> </ul>	<p><a href="https://www.youtube.com/watch?v=di8Fq2zzaWU">https://www.youtube.com/watch?v=di8Fq2zzaWU</a></p> <p><a href="https://youtu.be/DUfDWDsVx_Y">https://youtu.be/DUfDWDsVx_Y</a></p>
<p><b>Computing</b></p>	<p>To apply formatting features in a document including font, font size, colour and style.</p> <p>To insert pictures and further position and resize objects for an effective layout in a word document.</p> <p>To position and resize objects for an effective layout in a word document.</p>	<p><b>Share</b> with your child pictures of different types of text in magazines, newspapers and pamphlets.</p> <p><b>Encourage</b> children to explore the tools in MS word and create some bookmarks or invites or posters.</p> <p><b>Talk</b> about the use of different fonts, colours and layouts to create an attractive document.</p>	<p><a href="#">Cute Bookmark template</a></p> <p><a href="#">Book Mark templates</a></p> <p><a href="#">Posters template</a></p> <p><a href="#">Using MS word on Laptop</a></p> <p><a href="#">Using Ms Word app on Ipad</a></p>



# The Winchester School

## Year 2 Family Learning Newsletter November- 2021



	To format the information by inserting a table in a word document.		
<p><b>Moral Education</b></p>	<p>Topic: What is fairness?</p> <ul style="list-style-type: none"> <li>➤ To explore feelings in the context of important relationships including family and friends.</li> <li>➤ To suggest how to make an unfair situation fair.</li> </ul> <p>Topic: I am sorry</p> <ul style="list-style-type: none"> <li>➤ To recognize that an apology is required if someone has acted unfairly.</li> </ul>	<p><b>Talk</b> to your child about fairness and unfairness.</p> <p><b>Share</b> with your child about the importance of fairness.</p> <p><b>Encourage</b> your child to recognize the importance of an apology if someone has acted unfairly.</p> <div data-bbox="936 613 1373 943" data-label="Image"> </div>	<p><a href="#">Fairness and unfairness</a></p> <p><a href="#">To understand the importance of an apology</a></p>