



# The Winchester School

## Year 4 Family Learning News Letter – November 2021



Area of learning	Focus	Home activities/How can you help your child at home	Useful website
Literacy	<p><b>Moral Education link- Unit 1- Equality and Appreciation 1.5 Appreciation and Gratitude</b></p> <p>Students write poems to appreciate and express gratitude towards the important people who help them in their everyday life using expressive language.</p> <p><b>Poems: Descriptive Poems</b></p> <p><b>Spelling: Learning Objective</b></p> <p>Students <b>will learn to recognize and spell words</b> in homophone sets. Students will assign the correct meaning to each word in a homophone set.</p> <p><b>Grammar: Learning Objective</b></p> <p><u>To explore types of tenses.</u></p> <p>To revisit the use of adverbs and fronted adverbials.</p> <p>To demonstrate knowledge of both independent and dependent clauses, as well as using those clauses to identify and create complex sentences.</p> <p>To explore phrases.</p> <p><b>Punctuations: Learning Objective</b></p> <ul style="list-style-type: none"> <li>To use basic punctuations to mark grammatical boundaries like commas and full stops are used to join and separate clauses; to identify in their writing which is more effective.</li> </ul>	<p><b>Discuss</b> the importance of inculcating and following moral values.</p> <p><b>Encourage</b> your child to appreciate the big and small things that is done for them and to them by any person in or outside school</p> <p><b>Create</b> a card for people around you to appreciate their support to you.</p> <p><b>Write there/ their</b> and ask your child to create sentences bringing out the explicit meaning of the both the words.</p> <p><b>Ask</b> them do they know what a homophone is.</p> <p><b>Discuss</b> homophones.</p> <p>Ask them to give examples.</p> <p><b>Tell</b> them they are homophones. <b>Ask</b> them to look for homophones in the dictionary.</p> <p><a href="https://www.teachwire.net/news/homophones-teaching-resources-for-ks2-english">https://www.teachwire.net/news/homophones-teaching-resources-for-ks2-english</a></p> <p>Explain that <b>verb tense</b> tells us when an action takes place. The <b>past tense</b> tells what has already happened, the <b>present tense</b> tells us what is happening, and the <b>future tense</b> tells what will happen.</p> <p><b>Encourage</b> them to make use of irregular verbs in the correct tense.</p> <p><b>Example:</b> go-went –gone- will go.</p> <p><b>Ask</b> the children to recall the meaning and purpose of adverbs and take suggestions.</p> <p><b>Play</b> the Random Wheel game on fronted adverbials with your children.</p> <p><a href="#">Fronted Adverbials</a></p>	<p><a href="https://www.learninggamesforkids.com/vocabulary-games/homophones-games.html">https://www.learninggamesforkids.com/vocabulary-games/homophones-games.html</a></p> <p><a href="https://www.abcya.com/games/panic_panic_homophones">https://www.abcya.com/games/panic_panic_homophones</a></p> <p><a href="https://www.bbc.co.uk/teach/class-clips-video/english-ks2-wonderful-words-homophones/z732t39">https://www.bbc.co.uk/teach/class-clips-video/english-ks2-wonderful-words-homophones/z732t39</a></p> <p><a href="https://www.liveworksheets.com/bf1712cx">https://www.liveworksheets.com/bf1712cx</a></p> <p><a href="https://www.yourarticlelibrary.com/english/types-of-tense-present-past-and-future-tense/41984">https://www.yourarticlelibrary.com/english/types-of-tense-present-past-and-future-tense/41984</a></p> <p><a href="#">Fronted Adverbials</a></p> <p><a href="#">Adjectives</a></p> <p><a href="#">Online Grammar Games</a></p> <p><a href="#">Online punctuation games</a></p>

**Text Level: Patterns in Poetry & Reading Comprehension**

**Unit 3- Poetry- The Donkey**

**Patterns of Poetry-** Exploring different patters/styles of poetry

**Cold/ Hot Write:** Different Patterns of Poetry (Based on the comprehension text from Collins Book)

**Reading Comprehension-** Skill of Summarizing Reading: Unit 3 Book based activity (The Donkey)

Revision based on Gap Analysis.

Reading Comprehension-Skills of Deducing & Summarising.

Revisiting informal letters and newspaper reports.

**Discuss** the importance of punctuations in writing and how the meaning changes when we miss using a comma or a full stops appropriately.

**Discuss** the elements of poems with your child. Revisit the use of figurative language and how they are used to create imagery in the reader's mind.

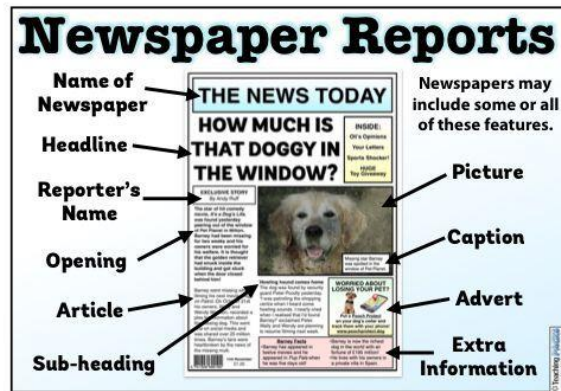
**Encourage** your child to create their own poems using figurative language.

**Ask them** to recite their poem in front of you using voice modulation.

**Discuss** the importance of reading and the strategies of inferring from the text.

**Ask** them to create questions based on the text.

Revisit the key elements of informal letters and newspaper report.

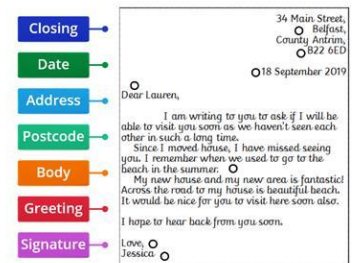


<https://www.youtube.com/watch?v=zFNnbxCZPBU>

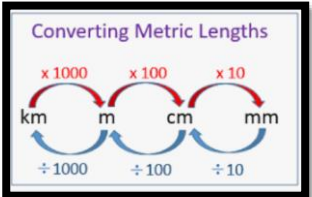


<http://english310.weebly.com/elements-of-poetry.html>

<https://www.bbc.co.uk/bitesize/articles/z6n6dp3>

<https://www.bbc.co.uk/bitesize/topics/z2yycdm/articles/z2gk9qt>





Area of learning	Focus	Home activities/How can you help your child at home	Useful website
<b>Numeracy</b>	<p><b>Converting Metric Lengths</b></p>  <ul style="list-style-type: none"><li>• To estimate, measure and compare weights using standard metric measure - kilograms and grams, lengths and capacity</li><li>• To read and interpret intervals and divisions of different scales - kilograms and grams, lengths, capacities.</li></ul> <p>To read and understand metric units of length.</p> <ul style="list-style-type: none"><li>• To solve word problems involving—measure (weight), length, capacity.</li></ul>  	<p><b>Talk</b> to the children about weight of an object and that it is recorded as grams and kilograms in the metric system, measuring lengths of different objects using m and cm, liquids measured in l and ml.</p> <p><b>Share</b> your experience in the supermarket with your child. Look at the weight of a pack of biscuits or cookies, how many l or ml milk or juice bottle is etc...</p> <p><b>Encourage</b> your child to estimate the weight of different items. Estimate-how much will a bag of 6 apples, 10 oranges or 12 bananas weigh? Let them check for the exact weight. Ask them to read the weighing scale. Similarly hide the weight shown on sugar/ flour/ washing powder carton. Can they guess the weight? Let them compare the weights of two or more items.</p> <p><b>Challenge:</b></p> <p>Kieron has three cats of different weights. The first and second weigh 7kg altogether. The second and third weigh 8kg altogether. The first and third weigh 11kg altogether. What is the weight of each cat?</p>	<p><a href="#">Measures</a></p> <p><a href="#">Measurement relating metric units</a></p> <p><a href="#">Word-problem on measuring mass</a></p> <p><a href="#">Word-problem on measuring length</a></p> <p><a href="#">Word-problem on measuring capacity</a></p> <p><b>-Pad applications:</b></p> <p><a href="#">Reading Scales</a></p>



# The Winchester School

## Year 4 Family Learning News Letter – November 2021



Area for learning	Focus	Home activities/How can you help your child at home	Useful Websites/Apps
<b>Science</b>	<p>Circuits and conductors</p> <ul style="list-style-type: none"> <li>To construct simple circuits and name its basic parts.</li> <li>To explore how a switch can be used to make or break a circuit to turn things on and off.</li> <li>To understand that some materials are better conductors of electricity than others.</li> <li>To use results to draw conclusions about which materials conduct electricity.</li> </ul>	<p><b>Talk</b> Talk to your children about mains electricity (<i>Mains electricity</i> is the term used to refer to the <i>electricity</i> supply from <i>power</i> stations to households). Together identify the appliances that are powered by batteries and the mains. Talk about the dangers of mains electricity (very high voltage therefor should be handled with care to avoid electricity shocks)</p> <p><b>Share</b> Simple batteries Children can build and test simple batteries to develop a better understanding of electricity. Have them roll a lemon on a surface and find a clean 1AED coin or nail or copper wire. Cut two parallel slits into the lemon, close together. Making sure the coins do not touch, put one coin in one lemon slot and another coin in the other. For this activity please refer to this web link: <a href="http://hilaroad.com/camp/projects/lemon/lemon_battery.html">http://hilaroad.com/camp/projects/lemon/lemon_battery.html</a></p> <p><b>Observe.</b> They can explain their reasoning and then identify the power source and circuit parts.</p> <p><b>Encourage</b> Children should be made aware of the potential dangers of electricity.</p>	<p><a href="https://www.dkfindout.com/us/science/electricity/conductors-and-insulators/">https://www.dkfindout.com/us/science/electricity/conductors-and-insulators/</a></p> <p><a href="https://www.youtube.com/watch?app=desktop&amp;v=VnnpLaKsqGU">https://www.youtube.com/watch?app=desktop&amp;v=VnnpLaKsqGU</a></p> <p><a href="https://www.sciencekids.co.nz/gamesactivities/circuitsconductors.html">https://www.sciencekids.co.nz/gamesactivities/circuitsconductors.html</a></p> <p><a href="https://www.youtube.com/watch?app=desktop&amp;v=Xz21WH1oQQc">https://www.youtube.com/watch?app=desktop&amp;v=Xz21WH1oQQc</a></p> <p><a href="https://www.youtube.com/watch?app=desktop&amp;v=1nkJxezgN8">https://www.youtube.com/watch?app=desktop&amp;v=1nkJxezgN8</a></p> <p><a href="https://www.youtube.com/watch?app=desktop&amp;v=78avG5oVILc">https://www.youtube.com/watch?app=desktop&amp;v=78avG5oVILc</a></p>



# The Winchester School

## Year 4 Family Learning News Letter – November 2021



Area of Learning	Focus	Home activities/How can you help your child at home	Useful Websites and Vocabulary
UAE Social Studies	<p>1. New Ideas for Natural Resources</p> <p>2. Reading a Map</p>	<p>Talk with your child about the new ways to produce clean energy.</p> <p><b>Encourage</b> your child to research the new ways to improve farming</p> <p>Talk with your child about the importance of maps. Are they still required today? Why?</p>	<p><a href="https://www.youtube.com/watch?v=Giek094C_l4">https://www.youtube.com/watch?v=Giek094C_l4</a></p> <p>Vocabulary: clean energy, windmill, solar plant, vertical farming.</p> <p><a href="https://www.youtube.com/watch?v=oBzRq04rliY">https://www.youtube.com/watch?v=oBzRq04rliY</a></p> <p><a href="https://www.youtube.com/watch?v=BCZs2ZtkZUs">https://www.youtube.com/watch?v=BCZs2ZtkZUs</a></p> <p>Vocabulary: map, location, grid, coordinate</p>



# The Winchester School

## Year 4 Family Learning News Letter – November 2021



Area of Learning	Focus	Home activities/How can you help your child at home	Useful Websites
Humanities History	Roman Roads  Hadrian's Wall	<p><b>Talk</b> with your child about why the Romans built new roads in Britain and the impact that this had on the development of Britain.</p> <p>Encourage your child to research where the roads the Romans built in the United Kingdom are, which cities they linked and why.</p> <p>Encourage your child to research Hadrian's Wall and how it helped the Romans.</p>	<p><a href="https://www.historylearningsite.co.uk/ancient-rome/roman-roads/">https://www.historylearningsite.co.uk/ancient-rome/roman-roads/</a></p> <p><a href="http://www.primaryhomeworkhelp.co.uk/Romans.html">http://www.primaryhomeworkhelp.co.uk/Romans.html</a></p>



# The Winchester School

## Year 4 Family Learning News Letter – November 2021



Area of Learning	Focus	Home activities/How can you help your child at home	Useful Websites
Humanities Geography	Geographical similarities and differences of a region in a European country and where we live in the context of comparing towns and cities.	<p><b>Encourage</b> your child to research the languages spoken, landmarks, buildings, the main types of land use and the population in Europe.</p> <p><b>Share</b> with your child the geographical vocabulary in these topics: climate, latitude, Arctic Circle, land use, residential industrial, business, retail, leisure, etc.</p>	<p><a href="https://www.destguides.com/en/itineraries/most-famous-landmarks-in-europe">https://www.destguides.com/en/itineraries/most-famous-landmarks-in-europe</a></p> <p><a href="https://www.eea.europa.eu/themes/landuse/intro#:~:text=Europe%20is%20one%20of%20the,that%20involve%20hard%20trade%20offs.">https://www.eea.europa.eu/themes/landuse/intro#:~:text=Europe%20is%20one%20of%20the,that%20involve%20hard%20trade%20offs.</a></p>



# The Winchester School



Area of learning	Focus	Home activities/How can you help your child at home	Useful websites
<b>French</b>	To identify the objects one has inside the pencil case and name them correctly -To identify the colours in French and differentiate the masculine and feminine. - To recognise the days of the week in French.	<b>Talk</b> : Practice & encourage the child to pronounce the words with the correct gender. / show an object and ask the question in French with the answer using “C’est...” ( it is ....)  <b>Share</b> : Use Mon, Ma (my) with the object in French. eg: Qu’est-ce que c’est? - C’est mon crayon.  Qu’est-ce que c’est? - C’est ma trousse. You can even draw them with speech bubbles.	<a href="https://www.youtube.com/watch?v=Lpwf5NOrfVE">https://www.youtube.com/watch?v=Lpwf5NOrfVE</a>  <a href="https://www.youtube.com/watch?v=-4kNeFGBAcw">https://www.youtube.com/watch?v=-4kNeFGBAcw</a>  <a href="https://www.youtube.com/watch?v=TOWY5mzUJQ8">https://www.youtube.com/watch?v=TOWY5mzUJQ8</a>  <a href="https://www.youtube.com/watch?v=BiHYehk0tYo">https://www.youtube.com/watch?v=BiHYehk0tYo</a>







# The Winchester School

## Year 4 Family Learning News Letter – November 2021



Area of learning	Focus	Home activities/How can you help your child at home	Useful resources
<p><b>SCRATCH Programming</b></p> <p><b>Creating stories, games and animations</b></p>	<p>To explore the features of SCRATCH learnt. Inserting the sprite, stage, moving the sprite.</p> <ol style="list-style-type: none"> <li>1. To make a sprite (or more sprites) move forever or control the movement of the sprite in a direction.</li> <li>2. To switch the stage according to the story.</li> <li>3. To switch the backdrops</li> <li>4. To make a sprite narrate a scene of fantasy story by using the say instruction and wait instruction.</li> <li>5. To make colorful patterns using the Pen instruction.</li> </ol>	<p>Creativity, Collaboration, Reasoning.</p> <p>Support your child with activities based on different scenarios, and create the scratch project.</p> <p>Visit the link and explore more ideas and tutorials.</p> <p>Encourage your child to create a new project based on a scenario.</p>	 <p><a href="https://scratch.mit.edu/explore/projects/all">https://scratch.mit.edu/explore/projects/all</a></p> <p><a href="https://scratch.mit.edu/">https://scratch.mit.edu/</a></p>

# Year 4 Family Learning News Letter – November 2021

Area of learning	Focus	Home activities/How can you help your child at home	Useful websites
Physical Education	<p><u>Throw ball/Service:</u></p> <p>Students will be able to understand the game &amp; how to perform service skills.</p>  <p><u>Throwball/Throwing:</u></p> <p>Students will be able to understand how to perform throwing skills.</p> 	<p><u>Talk and Encourage the children to do the following:</u></p>  <p><u>Encouraging Children to take part in Throwball Games, practicing more time with wall return services to become master in Servicing skill in Throwball Game.</u></p> <p><u>Talk and Encourage the children to do the following:</u></p>	<p><u>Useful sites:</u></p> <p><a href="https://www.youtube.com/watch?v=VD5HZjM2l0">https://www.youtube.com/watch?v=VD5HZjM2l0</a></p> <p><a href="https://www.youtube.com/watch?v=nUw_8zq06HM">https://www.youtube.com/watch?v=nUw_8zq06HM</a></p> <p><a href="https://www.youtube.com/watch?v=MTi18LoWjOs">https://www.youtube.com/watch?v=MTi18LoWjOs</a></p> <p><u>Useful sites:</u></p>

Throwball/Catching:

Students will be able to understand how to perform catching skills.



Encouraging Children to take part in Throwball Games, practicing more time with wall return throwing or with partner practices to become master in Throwing skill in Throwball Game.

Talk and Encourage the children to do the following:



Encouraging Children to take part in Throwball Games, practicing more time with wall return throwing/catching, individual or with partner

<https://www.youtube.com/watch?v=aZTHjSRerYQ>  
<https://www.youtube.com/watch?v=S5YNfgxn8v4>

<https://www.youtube.com/watch?v=EyyL1qU-HRc>  
<https://www.youtube.com/watch?v=1alnZWz8A-Y>  
<https://www.youtube.com/watch?v=FYS9o-Mwl>



Throwball/Team play:

Students will learn how to play a game with basic rules & will be able to understand of the game.



practices to become master in catching skill in Throwball Game.

Talk and Encourage the children to do the following:



Encouraging Children to take part in Throwball Games, watching the game in YouTube to understand the compete level between the two teams in a throwball match

<https://www.youtube.com/watch?v=WLEKkpRSbAo>



# The Winchester School

## Year 4 Family Learning News Letter – November 2021



Area of learning	Focus	Home activities/How can you help your child at home	Useful websites
<p>Music Year 4 Mr. Sunil</p> <p>Music Year04 Mr.Joyson</p> <p>Music Year04 Mr.Kiko</p>	<p>Learning how to play the song “Happy birthday” on recorder</p> <ul style="list-style-type: none"> <li>• Learning how to play the recorder using notes G A B</li> <li>• Improving children’s confidence and musicality through singing actions songs and chanting rhymes.</li> <li>• Improving on listening skills and recalling.</li> <li>• Playing with a recorder</li> </ul>	<ul style="list-style-type: none"> <li>• Let the child practice at home, even though there will be squeaking.</li> <li>• Be an audience. But better also check if the child is holding the recorder properly.</li> <li>• Let the child practice at home, even though there will be squeaking.</li> <li>• Encourage the child sing action songs at home.</li> <li>• Ask the child to perform the songs we learned in school.</li> <li>• Help the child choose which other songs they know aside from the songs taught in school and let them invent their own singing actions.</li> <li>• <u><a href="#">Encourage your child to practice recorder at home.</a></u></li> </ul>	<ol style="list-style-type: none"> <li>1. Identify the notes in the recorder with the backing track <u><a href="#">B.A.G. Medley - RECORDER - YouTube</a></u></li> <li>2. <u><a href="#">(22) VMM Recorder Song 3: Au Clair de la Lune - YouTube</a></u></li> </ol> <p><u><a href="https://www.timeout.com/new-york-kids/music/best-kids-songs">https://www.timeout.com/new-york-kids/music/best-kids-songs</a></u>  <u><a href="https://www.youtube.com/watch?v=EXyS9qVrVQ4">https://www.youtube.com/watch?v=EXyS9qVrVQ4</a></u></p>



# The Winchester School

## Year 4 Family Learning News Letter – November 2021



Area of learning	Focus	Home activities/How can you help your child at home	Useful website
<b>Arabic for Arabs</b>	<p>أن يميز التلميذ الألف اللينة في نهاية الكلمات . أن يصيغ التلميذ فقرة مستخدماً الألف اللينة في كتابته .</p> <p><b>*أمي جديدة :</b></p> <p>أن يقرأ التلميذ النص قراءة سليمة . أن يحدد التلميذ الفكرة الرئيسية والأفكار الفرعية في النص. أن يحلل بنية النصوص القصصية وأفعالها .</p> <p><b>*الجملة الاسمية :</b></p> <p>أن يميز التلميذ بين الجملة الاسمية والفعلية . أن يحدد التلميذ ركني الجملة الاسمية . أن يضبط التلميذ ركني الجملة الاسمية .</p>	<p>*قراءة إحدى القصص وتحديد عناصرها . * مساعدته في جمع شواهد عن الجملة الاسمية . * استخدام بعض الألعاب التعليمية المساعدة في فهم الجملة الاسمية . * مساعدته في كيفية الإلقاء . * مساعدته في التمييز بين النصوص الأدبية. * حثه على استخدام التعبيرات المجازية في حديثه. يمكن لولي الأمر الدخول من خلال الرابط المرفق لموقع قناة اللغة العربية والتربية الإسلامية الخاص بمدرسة ونشستر ومتابعة التسجيلات الخاصة بالدروس ومشاركتها مع التلميذ وتدوين ما تعلمه في دفتره المدرسي.</p>	<p><a href="#">الجملة الفعلية</a> <a href="#">الجملة الاسمية</a> <a href="#">منصة أقرأ بالعربية</a> <a href="#">قناة اللغة العربية والتربية الإسلامية</a> <a href="#">بمدرسة ونشستر</a></p>
<b>Arabic for Non Arabs</b>	<p>1-To identify the different kinds of races and competitions. 2-To make sentences using the new vocabulary. 3-Some students will be able to make a paragraph about the races-competitions that they did before. 4- To use connectives in the writing. 5 – To use the verb with pronouns in the past tense.</p>	<p>1- Help the student to memorize his/her new vocabulary from the words list in his/her Arabic workbook and note book. 2-Help the student to use the dictionary to know the new vocabulary 3- help the student to the verb with pronouns in past Go through the links on the Arabic and Islamic YouTube channel so that you can help your child learn more at home about the topic.</p>	<p><a href="#">Adjectives in Arabic</a> <a href="#">Learn Arabic Writing</a> <a href="#">I Read Arabic</a> <a href="#">Arabic and Islamic</a> <a href="#">YouTube Channel</a></p>

<p><b>Islamic for Non Arabs</b></p>	<p><b>Congregational prayer (Salatul-Jama'ah)</b></p> <ol style="list-style-type: none"> <li>1. To differentiate between Salatul-jamaaha, and Salatul-Fard.</li> <li>2. To explain the importance of praying in Jama'ah.</li> </ol> <p><b>Sunan Rwatib.</b></p> <ol style="list-style-type: none"> <li>1- To differentiate between the obligatory prayers and Sunnan rawatib.</li> <li>2- To find the benefits of some voluntary prayers (nawafil).</li> </ol> <p><b>Belief in Divine Books.</b></p> <ol style="list-style-type: none"> <li>1- To distinguish the names of the divine books, and to whom they were revealed.</li> <li>2- To conclude the main message of these books.</li> <li>3- To compare earlier divine books with the Holy Quran.</li> </ol>	<ol style="list-style-type: none"> <li>1- Share with your child the Hadith of prophet Mohamed (P-B-U-H) about the importance of Salatul-Jama'ah.</li> <li>2- Please talk with your child about the importance of going to the mosque to perform Salatul-Jama'ah and its benefits</li> <li>3- Talk with your child about the different between Sunan Rwatib and obligatory prayer.</li> <li>4- Share with your child the benefits of performing Sunan Rwatib prayer.</li> <li>5- Speak with your child about the names of the divine books, and to whom they were revealed.</li> <li>6- Talk with your child about the main message of these Books.</li> </ol> <p>Go through the links on the Arabic and Islamic YouTube channel so that you can help your child learn more at home about the topic.</p>	<p><a href="#">The benefits of Jamaah prayer</a>  <a href="#">(8) Al Sunnan Al Rawatib (Sunnah Prayers associated with Fardh Prayers)</a>  <a href="#">Belief in Divine Books Arabic and Islamic YouTube Channel</a></p>
<p><b>Islamic for Arab</b></p>	<p><b>سورة الطارق</b>  أن يوضح الطالب المعنى الإجمالي للسورة  أن يستنتج الطالب معاني المفردات الجديدة  <b>التثبت من الأخبار</b>  أن يتعرف الطالب المعنى الإجمالي للحديث  أن يدلل الطالب على أهمية التحقق من الأخبار  <b>أهمية الصلاة المفروضة</b>  أن يوضح الطالب أهمية الصلاة المفروضة  أن يميز الصلاة المفروضة والسنن الأخرى</p>	<p>حثة سماع القرآن الكريم من خلال المصحف المعلم.  مساعدته في تعلم أحكام التجويد.  حفظ القرآن الكريم من خلال المصحف المعلم.  حثة على التحقق من صحة الأخبار والمعلومات.  تعلم الصلوات الخمس.  تشجيعه على الصلاة والذهاب للمسجد.  حثة على التزام الخلق الحسن قولاً وفعلاً  يمكن لولي الأمر الدخول من خلال الرابط المرفق لموقع قناة اللغة العربية والتربية الإسلامية الخاص بمدرسة ونشستر ومتابعة التسجيلات الخاصة بالدروس ومشاركتها مع التلميذ وتدوين ما تعلمه في دفتره المدرسي.</p>	<p><a href="#">سورة الطارق</a>   <a href="#">الصدق</a>   <a href="#">الصلاة</a>   <a href="#">قناة اللغة العربية والتربية الإسلامية بمدرسة ونشستر</a></p>

