






The Winchester School

Year 2 Family Learning Newsletter September- 2021



Area of learning	Focus	Home activities/How can you help your child at home.	Useful websites
Literacy	<p>Spelling To read and write words with long and short vowel phonemes. To identify and use the rules learnt, to spell new words that have similar endings.</p> <p>Punctuation To write simple sentences using full stops and capital letters. To understand the structure of a simple sentence.</p> <p>Grammar To identify language features (nouns, verbs, adjectives). To know the differences between each feature. To write simple sentences in sequence in order to effectively convey ideas and events. To use adjectives to describe characters and settings. To use connectives to join sentences.</p>	<p>Refer to the pages in the planner that has a list of high frequency words and encourage your child to read to you as words as possible. Encourage your child to spell some of them without looking at the word.</p> <p>Write a sentence on a strip of paper. Cut it up in different parts. Mix up the sentence. Ask your child to rearrange the jumbled up sentences. Ask your child to use punctuation marks in the sentence.</p> <p>Give your child some flash cards and ask them to arrange them into a sentence. Now, encourage them to identify the nouns, verbs, adjectives and connectives (and, or, but).</p> <p>Invite your child to give you any two of the language features (nouns, verbs, adjectives and connectives) where you can frame sentences. Ask them to give you a score for each sentence you frame.</p> <p>Encourage writing instructions to wrap a gift/ make jelly/ how to find your home.</p> <p>Encourage him/her to write a set of instructions for the same.</p>	<p>long vowel sound</p>  <p>Punctuation</p>  <p>Adjectives, Nouns and Verbs</p> <p>connectives</p> 



The Winchester School

Year 2 Family Learning Newsletter September- 2021



Text Level

To practice giving and following verbal instructions.

To analyse language features of written instructions such as imperative verbs (Put, Pour, Cut, Fold) and numbered/sequential ordering of sentences.

To read a variety of instructions such as: recipes, Instructions to play a game or for a science experiment and direction to find a location.

To write simple instructions using models from reading non-fiction texts.

To use diagrams as part of a set of instructions.

Traditional tales/Fairytales

To write a story combining a familiar setting with an unusual character.

To explore familiar setting, e.g. class room, park, beach etc.

To familiarise students with fairy tales.

Talk and have fun writing sets of instructions with your child such as:

How to brush your teeth,
How to make a sandwich,

How to play a simple party game.

Try out your instructions to see if they work! i.e. After writing Encourage your child to follow them along with you and edit wherever necessary.

Share the importance of simple sentences and the use of short formal phrases and time connectives (**first, then, next, finally**).

Organise a play day and encourage them to enact a familiar story.

Encourage them to dress up for the role play – in the evening they could enact in front of their parents, as they come to collect them.

Share pictures of family members, your friends or your favourite cartoon character and describe it along with your child.

Sequencing Instructions



Fairy Tales






The Winchester School

Year 2 Family Learning Newsletter September- 2021



	<p>To be able to describe contrasting characters. To be able to write the beginning of a story.</p> <p>Moral Education</p> <p>My Family and I</p> <p>To understand the significance of family and its importance in building personality.</p> <p>To understand the importance of expressing feelings.</p> <p>To learn acceptance of differences, both in personalities and abilities.</p>	<p>Talk to your child about the importance of family and the role each member has in the functioning of the family.</p> <p>Encourage your child to make a 'handbook of feelings' describing feelings.</p> <p>Share the handbook with classmates.</p>	<ul style="list-style-type: none"> ➤ Username: win_year2 ➤ Password: year2 <p><u>Stories on family:</u></p> <p>https://bit.ly/3f0dYwJ</p> 
<p>Numeracy</p>	<p>To read and write two-digit numbers in figures and words.</p> <p>To order numbers and position them on a number line.</p> <p>To count up to 100 objects by grouping them and counting in tens, fives or twos.</p>	<p>Encourage your child to use a calendar to count the days to a birthday or special occasion. Help your child see the connection between a numeral like "5," the word "five," and five days on the calendar.</p> <p>Make a number strip with some numbers missing on it. Encourage your child to write the missing numbers on it and write their number names</p>	<p>Ordering numbers</p> <p>ordering numbers</p> <p>Count by 2's</p> <p>Count by 5's</p>



The Winchester School

Year 2 Family Learning Newsletter September- 2021



To recognise the place value of each digit in a two-digit number (tens, ones)



Encourage your child to count while climbing stairs by beginning at one and counting on in ones, extend by beginning at different numbers and counting forwards and backwards in steps of twos, fives and tens. **Talk** to your child that partitioning is splitting numbers into their place values e.g. tens and units 25=2 tens and 5 units

How many tens/ones are there in that 2-digit number?

If the two numbers have the same number of tens, how do you know which number is less/greater than the other?

How do you know which sign to use in between the two numbers?

To add and subtract numbers using concrete objects, pictorial representations, and mentally.

Share and model a variety of strategies to add or subtract numbers e.g. by counting mentally, counting objects, drawing lines etc.

Hundred Chart									
1	2	3	4	5	6	7	8	9	10
11	12	13	14	15	16	17	18	19	20
21	22	23	24	25	26	27	28	29	30
31	32	33	34	35	36	37	38	39	40
41	42	43	44	45	46	47	48	49	50
51	52	53	54	55	56	57	58	59	60
61	62	63	64	65	66	67	68	69	70
71	72	73	74	75	76	77	78	79	80
81	82	83	84	85	86	87	88	89	90
91	92	93	94	95	96	97	98	99	100

$$8 + 5 = 13$$

$$15 - 6 = 9$$

$$57 + 7 = 64$$

$$99 - 11 = 88$$

$$35 + 52 = 87$$

$$75 - 31 = 44$$

$$30 + 1$$

To understand that subtraction is the inverse of addition and vice versa

Talk to your child about how addition and subtraction related.

[Count by 10's](#)

[Skip counting](#)

[Place value](#)

[Place value](#)

[Addition and subtraction](#)







[Inverse operations](#)



The Winchester School

Year 2 Family Learning Newsletter September- 2021



		<p>e.g. $27 + 5 = 32$ $32 - 5 = 27$</p> <p><u>Challenge:</u></p> <p>Use these cards to make calculations with their answers,</p> <div style="border: 1px solid black; padding: 10px; text-align: center;">  </div> <p>Like this one:</p> <div style="border: 1px solid black; padding: 10px; text-align: center;">  </div> <p>In each calculation you must only use a card once, but of course you can re-use them in your calculation if you want to.</p> <p>Can you find a way to use all the cards in one calculation?</p> <p>Can you find all the possible ways to use the cards?</p>	
<p>Science</p>	<p>Revision: Seasons. Investigate why plants change their colour every season.</p> <div style="display: flex; justify-content: space-around;"> <div style="text-align: center;">  <p>Winter</p> </div> <div style="text-align: center;">  <p>Spring</p> </div> </div> <div style="display: flex; justify-content: space-around;"> <div style="text-align: center;">  <p>Summer</p> </div> <div style="text-align: center;">  <p>Fall</p> </div> </div>	<p>Talk to your child about what is the job of a scientist. How do scientists find out information about different things? Do they follow a series of steps or do things randomly? Ask your child what he/she thinks is the first step that a scientist takes. (Asks a questions).</p> <p>Share with your child the different steps of an investigation: Aim: Ask a question. Prediction: What do you think will be the result (smart guess) Materials required: list the materials you need to conduct the investigation. Fair test: what will you keep the same/what will you change. Method: list the steps you will take to find the answer to the question. Observation table: table to show the information you have collected. Conclusion: Explain your findings.</p> <p>Going on a treasure hunt</p>	<p>The Scientific Rap</p> <p>Facts about Autumn</p> <p>Amazing Facts</p>



The Winchester School

Year 2 Family Learning Newsletter September- 2021



1. Explore and compare the differences between things that are living, dead, and things that have never been alive.
2. To identify the characteristics of living things, including the life processes such as respiration, reproduction, excretion, growth and movement.



Talk to your child to choose objects that are readily available in the chosen area around the house. Here are some suggestions, but **share** with your child and make sure your child understands that she/he should not collect whole plants as part of the treasure hunt.

Suggested objects to be **encouraged**: a piece of paper; a stone; a fallen leaf; a piece of plastic; something made of metal; a twig; a fruit or seed; an artificial flower; something that the child can choose.

The activity can be timed to limit the time spent on the 'hunt'. When time is up, your child brings the objects back then ask your child to sort the objects into two groups, justifying their choice. Discuss with them the differences between the living and the non-living things.

[7 Characteristics of Living Things](#)

[MRS GREN](#)

[Life Processes](#)



The Winchester School

Year 2 Family Learning Newsletter September- 2021



<p>Arabic for Arabs</p>	<p>1- مسعودة السلحفاة "قصة "</p> <ul style="list-style-type: none">- أن يحدد الطالب عناصر القصة .- أن يستنتج الطالب معاني المفردات الجديدة.- أن يطرح الطالب أسئلة بـ (متى – وكيف – لماذا – أين) .- أن يميز الطالب بين أسلوب التعجب والنداء . <p>2 - طعامي المفضل :</p> <ul style="list-style-type: none">- أن يصف الطالب الأماكن والأشخاص من حوله .- أن يميز الطالب أنواع الطعام الصحية.- أن يناقش الطالب زملائه في قضية أو ظاهرة ما .- أن يستنتج الطالب العلاقة بين السبب والنتيجة. <p>3 - اصنع روابط</p> <ul style="list-style-type: none">- أن يتعرف الطالب طريقة البحث عن كتاب .- أن يميز الطالب بين الأسماء والأفعال والحروف.- أن يربط الطالب الأفكار الجديدة مع أفكاره القديمة.	<p>*يساعده في قراءة إحدى القصص وتحديد عناصرها .</p> <p>* لعبة جملة وكلمة للتعرف على الجملة المفيدة</p> <p>* جمع صور للأطعمه الصحية .</p> <p>* تدريب الطالب بالمنزل على بعض السلوكيات الصحية السليمة .</p> <p>* يساعده في البحث عن فيديوهات عن أشهر مكتبات الإمارات.</p> <p>يمكن لولي الأمر الدخول من خلال الرابط المرفق لموقع قناة اللغة العربية والتربية الإسلامية الخاص بمدرسة ونشستر ومتابعة التسجيلات الخاصة بالدروس ومشاركتها مع التلميذ وتدوين ما تعلمه في دفتره المدرسي.</p>	<p>قصة السلحفاة العنيدة</p> <p>الطعام الصحي</p> <p>منصة أقرأ بالعربية</p> <p>قناة اللغة العربية والتربية الإسلامية بمدرسة ونشستر</p>
<p>Arabic for Non-Arabs</p>	<p>Revision</p> <ul style="list-style-type: none">-To make words out of letters.- To identify the Arabic numbers.- To determine the days of the week.- To use the colours in different sentences. <p>The family (الأسرة)</p> <ul style="list-style-type: none">- To describe the family using the correct adjectives.- To create a dialogue about the family.- To conjugate the new verbs with the pronouns in sentences.To express the opinion in the family members.	<p>Ask your child to write his name in Arabic.</p> <p>Ask your child to tell you the date in Arabic.</p> <p>In every lesson, we provide the students with new words with their meanings to help your child memorize and use in sentences of his/her own.</p> <p>Ask your child to speak about the family and the mall in Arabic.</p> <p>Go through the links on the Arabic YouTube channel so that you can help your child learn more at home about the topic</p>	<p>Body Parts In Arabic</p> <p>LEARN ABOUT THE HOUSE</p> <p>The most common Adjectives in Arabic</p> <p>Courses for Learning Arabic</p> <p>Family Members Song In Arabic</p> <p>Family Members in Arabic</p> <p>I Read Arabic</p> <p>Arabic and Islamic YouTube Channel</p>



The Winchester School

Year 2 Family Learning Newsletter September- 2021






<p>Islamic for Arabs</p>	<p>سورة العصر أن يوضح التلميذ المعنى الإجمالي للسورة أن يعدد التلميذ الأعمال الصالحة الله اللطيف اللخبير أن يوضح التلميذ نعم الله على الإنسان أن يستنتج التلميذ أن الله لطيف بعباده الإيمان بالرسول ان يميز التلميذ أركان الإيمان أن يشرح التلميذ قصة سيدنا نوح عليه السلام</p>	<p>يساعد ولي الأمر الطالب على البحث عن أسماء الرسل. تشجيعه على الاقتداء بالرسول. يساعده في حفظ السورة من المصحف المعلم. يشجعه على حب الخير لإخوانه. يشجعه على احترام الغير. تصميم بطاقة لأركان الإيمان يمكن لولي الأمر الدخول من خلال الرابط المرفق لموقع قناة اللغة العربية والتربية الإسلامية الخاص بمدرسة ونشستر ومتابعة التسجيلات الخاصة بالدروس ومشاركتها مع التلميذ وتدوين ما تعلمه في دفتره المدرسي.</p>	<p><u>سورة العصر المصحف المعلم</u></p> <p><u>قناة اللغة العربية والتربية الإسلامية بمدرسة ونشستر</u></p>
<p>Islamic for Non- Arabs</p>	<p>Unit 1: lesson 1: Allah is the most kind. Learning Objective: - To conclude that Allah, glory be to Him, is the Most Kind, the All Aware. - To show how to be kind in treating others.</p> <p>Unit 1: lesson 2: Surat Al-Asr. Learning objectives: - To explain the overall meaning of the holy verses. - To recite Surat Al- 'Asr correctly and properly.</p> <p>Lesson3: Belief in messengers. To conclude the wisdom of sending messengers. To explain the qualities of the messengers.</p>	<ul style="list-style-type: none">- Encourage your child to memorize Surat Al-Asr.- Share with your child the meaning of the verses of surat Al-Asr.- Talk to your child about the kindness and awareness of Allah.- share with your child the stories of Prophet Nuh and Prophet Ibrahim.- Talk to your child about the qualities and the role of the messengers.- Encourage your child to colour monthly prayer chart and answers in book ISLAM MY WAY OF LIVING as per the topic he studies. <p>Go through the links on the Arabic YouTube channel so that you can help your child learn more at home about the topic.</p>	<p><u>Surat Al-Asr</u> <u>Allah's Kindness</u> <u>Prophet Stories In English </u> <u>Prophet Nuh (AS)</u> <u>Arabic and Islamic YouTube Channel</u></p>



The Winchester School

Year 2 Family Learning Newsletter September- 2021



Humanities History	<p>History: The Great Fire of London</p> <ul style="list-style-type: none"> ➤ London past and present 	<p>Talk to your child about present -day London and the London that existed before 1666.</p> <p>Encourage your child to research about the buildings in London in the past and the different types of material used.</p> <p>Talk about how people travelled differently in London in the past.</p>	<p>Aerial view of London with the River Thames</p>  <p>Houses in London</p> 
Geography	<p>Geography: Mapping Skills</p> <ul style="list-style-type: none"> ➤ Mapping it out <p>Routing around</p>	<p>Share with your child some of the ways in which how we live now is different to how people lived in 1666.</p> <p>Talk to your child about the different types of maps and sketch maps of local areas.</p> <p>Share with your child different symbols used on maps to locate a place.</p> <p>Encourage your child to use simple compass directions (North, South, East and West) and locational and directional language to describe the location of features and routes on a map.</p>	<p>https://www.youtube.com/watch?v=3LT8NVb-IFk</p> <p>https://londonist.com/2013/10/fly-through-17th-century-london</p> 



The Winchester School

Year 2 Family Learning Newsletter September- 2021



UAE Social Studies

➤ Living in social groups

Key vocabulary: social groups, pride, hive, herd, safety, help, families, communities.

➤ My family

Key vocabulary: family, father, mother, brother, sister, take care, caregiver, help

➤ My extended family

Key vocabulary: extended family, grandparents, uncle, aunt, cousins, relatives, family traditions

➤ The story of the Dana Part 1 Family stories and family tree

Key vocabulary: great grand father, great grand mother, family tree, story telling

➤ The story of the Dana Part 2 Life in the past

Key vocabulary: pearl diver, fisherman, traditional, modern, celebrating, in the past, now

➤ Getting along with others

Key vocabulary: teamwork, frustrated, nervous, sad, annoyed, angry, grumpy, help, hurt.


Talk to your child about social groups and communities and the benefits of living in communities.

Talk to your child about the members of your family, extended family, family stories, family traditions and the importance of each.

SHARE different ways members of your family take care of each other.



Encourage your child to talk about the members of your extended family, your family stories, family traditions and make a family tree.



Talk to your child about life in the past. Compare jobs in the UAE in the past with jobs in the UAE today.

Talk to your child about the different ways to work as a team in a family and how to solve problems.



<https://www.youtube.com/watch?v=iGqj6dR7bhA>

<https://www.youtube.com/watch?v=65IH P28bxYI>

Some families have a mum and dad.





The Winchester School

Year 2 Family Learning Newsletter September- 2021



	<p>➤ Understanding others</p> <p><u>Key vocabulary:</u> sad, hurt, nervous, angry, teamwork, grumpy, help, frustrated</p>	<p>Share with your child a variety of actions that can be used together, working in a team in a family, to help people in a family when they are not in a good mood.</p>	
<p>Physical Education</p>	<p><u>Cardio workout and healthy habits:</u></p> <ul style="list-style-type: none"> • During cardio workout the focus is on to develop the endurance. • Focus will be on teaching healthy habits. <p><u>Body balance workout and healthy diet:</u></p> <ul style="list-style-type: none"> • During the body balance workout, the focus is on to develop the body balance. • Focus will be on teaching healthy diet. 	<p><u>Talk and Encourage the children to do the following:</u></p> <ul style="list-style-type: none"> • Jumping jacks • Hopping • High knee and back kick • Healthy habits <p><u>Talk and Encourage the children to do the following:</u></p> <p>Healthy diet and different body movements:</p> <ol style="list-style-type: none"> 1. Tree poses 2. "T" Position 3. One leg balance 	<p><u>Useful sites:</u></p> <p>www.pecentral.org</p> <p>https://www.youtube.com/channel/UCMEVZK5J38upc4XiRO3sqWQ</p> <p>www.pecentral.org</p> <p>https://www.youtube.com/channel/UC0F1p7QQEXZi-Wqm5P3bOJw</p> <p>www.pecentral.org</p> <p>https://www.youtube.com/channel/UC0F1p7QQEXZi-Wqm5P3bOJw</p> <p>www.pecentral.org</p>



The Winchester School

Year 2 Family Learning Newsletter September- 2021



	<p><u>Strength workout and physical fitness:</u></p> <ul style="list-style-type: none"> • During strength workout the focus is on to develop the all body muscles strength workout. • Focus will be on physical fitness. <p><u>Flexibility workout and bullying:</u></p> <ul style="list-style-type: none"> • During flexibility workout the focus is on to develop the flexibility at all the body joints. • Focus will be to give the knowledge of bullying. 	<p><u>Talk and Encourage the children to do the following:</u></p> <p>Physical fitness and different strength workout:</p> <ol style="list-style-type: none"> 1. Squats 2. Sit-ups 3. Lunges <p><u>Talk and Encourage the children to do the following:</u></p> <p>Bullying and flexibility workout:</p> <ol style="list-style-type: none"> 1. Side bends 2. Forward bends 3. Side twisting 	<p>https://www.youtube.com/channel/UC0Flp7QQEXZi-Wqm5P3bOJw</p>
<p>Music Year02 (Sunil)</p>	<p>Read and play Musical notes with the help some words (Bee, Glow- worm, Butterfly and caterpillar)</p>	<p>Let the Children play the rhythm with the help of words by clapping (Bee, Glow- worm, Butterfly and caterpillar) Ask the child to read and play the musical notes without the word support</p>	
<p>Music Year02 (Kiko)</p>	<p>Improving children's confidence and musicality through singing actions songs and chanting rhymes</p>	<p>Let the children sing action songs at home. Ask the child to perform the songs we learned in school. Help the child choose which other songs they know aside from the songs taught in school and let them invent their own singing actions.</p>	<p>https://www.youtube.com/watch?v=di8Fq2zzaWU</p>
<p>Information technology</p>	<p>To create a structure using Paint 3D/ Tux Paint that utilizes geometric shapes in its construction.</p>	<p>Share with your child pictures of different images of 2D and 3D shapes</p> <p>Encourage children to explore the buildings around the world and create a replica of the same using 3D shapes in Paint 3D/TUX paint</p>	<p>Using Tux paint Basics of Tux Paint</p>



The Winchester School

Year 2 Family Learning Newsletter September- 2021



	<p>To use drawing tools to design a specific object and accomplish specific goals.</p>	<p>Talk about the use of different shapes and patterns used to create the structure.</p>	<p>Stamp tool in tux paint</p> <p>Magic Tool in Tux Paint</p>
<p>Moral Education</p>	<p>Topic: Everyone around Me</p> <ul style="list-style-type: none"> ➤ To explore the important people in their life. <p>Topic: Affection and Appreciation</p> <ul style="list-style-type: none"> ➤ To understand how to express feelings of affection to others. ➤ To recognize how do you feel when others express their affection to you. <p>Topic: What is fairness?</p> <ul style="list-style-type: none"> ➤ To explore feelings in the context of important relationships including family and friends. ➤ To suggest how to make an unfair situation fair. 	<p>Talk to your child about importance of people around them</p> <p>Share with your child about the importance of showing affection to others</p> <p>Encourage your child to recognize the importance of an apology if someone has acted unfairly.</p> <div data-bbox="936 607 1373 932" data-label="Image"> </div>	<p>To understand the importance of family and affection</p> <p>Fairness and Unfairness</p>