
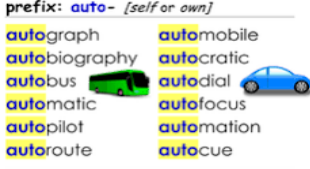
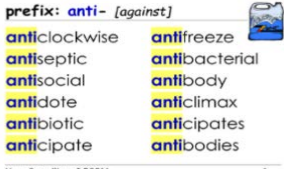
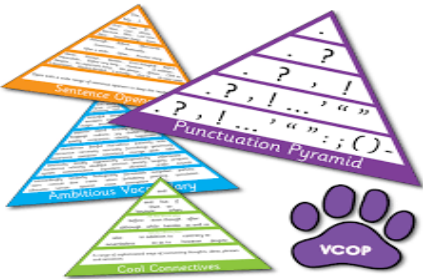
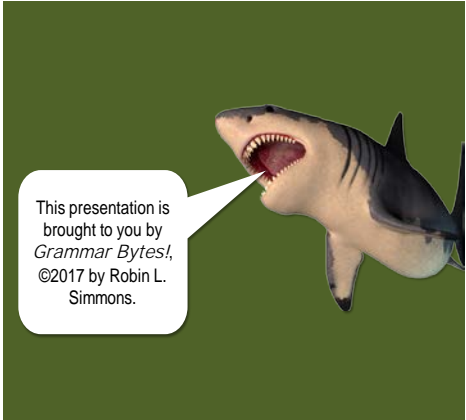




The Winchester School

Year 4 Family Learning Newsletter September 2021




Area of learning	Focus	Home activities / How can you help your child at home	Useful Website
Literacy	<p>Moral Education link- Unit 1- Equality and Appreciation 1.5 Appreciation and Gratitude</p> <p>Spelling:</p> <p>Lesson Objective:</p> <ul style="list-style-type: none"> To add the suffixes 'anti' and 'auto', 'anti' stands for 'against' and 'auto' stands for 'self' or 'own.' To spell words with the <u>/k/</u> sound as ch Rule: Sometimes words that have the k sound are spelled with a ch  <p>Punctuations:</p> <ul style="list-style-type: none"> To use joined handwriting except where other special forms are required. To use basic punctuations to mark grammatical boundaries like commas and full stops are used to join and separate clauses; to identify in their writing which is more effective. 	<p>Discuss the importance of appreciation and gratitude with your child and encourage the students to write note of appreciation to friends, families, community helpers, teachers. Encourage your child to share thoughts on equality and appreciation. Discuss the importance of these moral values and how it can be applied in real life.</p> <p>Talk and encourage the children to do the following:</p> <p>Discuss the rules for different spellings as mentioned in the FLN.</p>   <p>Elicit examples from children.</p> <p>Now try the LOOK. COVER SAY WRITE.</p> <p>Try few from the spelling list.</p> <p>While reading books encourage your child to make note of new words and their spellings especially by adding the suffixes sensibly.</p>	<p>spell Check</p> <p>Spelling Quiz</p> <p>Spelling Practice</p> <p>words-with-ch-pronounced-k-video</p>  <p>Punctuation Games</p> <p>Punctuations Games 1</p>  <p>This presentation is brought to you by Grammar Bytes!, ©2017 by Robin L. Simmons.</p>



The Winchester School

Year 4 Family Learning Newsletter September 2021



Grammar:



- To be able to identify and parts of speech in writing.
- To write different types of sentences.
- To explore phrases and clauses.

Text Level:

Pupil Bool 4: Comprehension:
Unit 1: Page4; Unit4: Page 13.
Unit 5: Page: 16.

Students to read and infer from the texts mentioned.

Novel: The Owl Who Was Afraid of The Dark: Learning Objective

- To read and understand the Novel from the author's point of view.
- To identify the purpose of the text.
- To make predictions about the next part of the story.
- To talk about what the character is feeling from the writer's choice of words.
- To respond to the text.


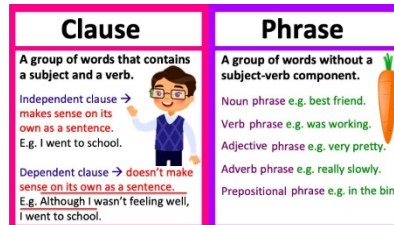
Punctuations

Discuss the importance of using Punctuation marks and how it can be used in different ways. **For example**, Comma can separate a list of actions E.g.: "He hit the ball, dropped the bat, and ran to first base." Encourage them to make a sentence using the words from spelling list using suitable punctuation marks.

Encourage your child to become aware of different parts of speech and their usage in writing.



Through interactive games help the children revise the use parts of speech, different types of sentences and explore phrases and clauses.



of the story.

Encourage your child to read Fiction.

Story Telling: Become a story teller and ask questions related to characters, their feelings, different settings and the plot

Grammar Practice

Grammar Gorillas

<https://www.bbc.co.uk/bitesize/topics/zwwp8mn>

<https://www.brainpop.com/games/sortifypartsofspeech/>


<https://www.education.com/game/parts-of-speech-sorting/>

<https://mrswarnerarlington.weebly.com/types-of-sentences.html>

<https://www.bbc.co.uk/bitesize/articles/z7b3trd>

<https://www.bbc.co.uk/bitesize/guides/zpqnfg8/revision/1>


<https://www.youtube.com/watch?v=37O08lVFsbs>





The Winchester School

Year 4 Family Learning Newsletter September 2021



Big Write Topics:

Informal Letter; Newspaper Report; Interview writing/ Dialogue Writing

Informal Letter Writing:

To explore the key elements of an Informal Letter.

To independently write an informal letter.

Newspaper Report:

- To analyse and identify the features of a recount text.
- To write a newspaper style report.

Interviewing a Character:

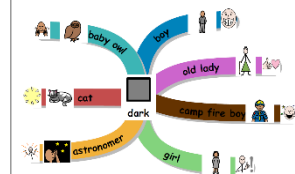
While reading, students closely examine the different characters in a novel by keeping journal entries, meeting for group discussions, and using an online graphic organizer. They will be creating an interview-style television show in which students write the script and assume the roles of the television host and the characters on the show. Questions can be about events from the novel as well as other topics that were not explicitly covered in the novel.



Discuss the use of language by the author and check children's understanding of the language.

Ask questions with reference to the text.

Encourage them to suggest ideas for creating their own version of adventure stories.

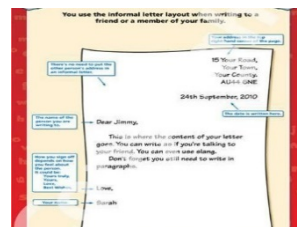


Spellings the Owl Who Was Afraid of the dark



Discuss the key elements and structure of informal letter.

<https://www.readingrockets.org/article/introduction-letter-writing>



Spellings the Owl Who Was Afraid of the dark

<https://wordwall.net/en-gb/community/informal-letter-writing-structure>

<https://www.bbc.co.uk/bitesize/topics/z2yycdm/articles/z2gk9qt>

<https://schools.firstnews.co.uk/blog/journalistic-writing/features-of-a-newspaper-report-ks2/>

<https://ministryofstories.org/schools/learning-resource/character-interviews/>

Success Steps
Writing Dialogue

- Speech marks at the start and end of what is being spoken (What is in the speech bubble)
- Capital letter at the start of the speech
- Punctuation inside the speech marks
- New speaker, new line
- Don't forget those commas – before the first OR the last speech mark

Success Steps
Writing Dialogue


- Speech marks at the start and end of what is being spoken (What is in the speech bubble)
- Capital letter at the start of the speech
- Punctuation inside the speech marks
- New speaker, new line
- Don't forget those commas – before the first OR the last speech mark

Success Steps
Writing Dialogue

- Speech marks at the start and end of what is being spoken (What is in the speech bubble)
- Capital letter at the start of the speech
- Punctuation inside the speech marks
- New speaker, new line
- Don't forget those commas – before the first OR the last speech mark

Success Steps
Writing Dialogue

- Speech marks at the start and end of what is being spoken (What is in the speech bubble)
- Capital letter at the start of the speech
- Punctuation inside the speech marks
- New speaker, new line
- Don't forget those commas – before the first OR the last speech mark



Encourage your child to read newspaper articles. While you read simple articles in newspapers and ask questions like who, what, where, when. **ENCOURAGE** your child to look out for the answers. **SHARE** the concepts of fact and opinion with your child. And identify examples for each in a newspaper report. **Cut** out newspaper articles and highlight words and phrases that are based on facts and opinion.

How to Write Dialogue

Mum bellowed, "Poppy, Liam, dinner's ready!"

"I'm so hungry," Poppy answered.

"Well, what is taking you so long?" Liam exclaimed.

"I hope she made spaghetti," Poppy licked her lips, grabbed her bag and stood up. "I love spaghetti!"

"I hope we get dessert," Liam added, "a big bowl of chocolate ice-cream!"

Remember:
All commas, full stops, question marks and exclamation marks must also be enclosed by inverted commas.

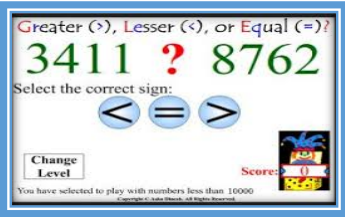




ink saving Eco



The Winchester School

Year 4 Family Learning Newsletter September 2021




Area of learning	Focus	Home activities/How can you help your child at home	Useful website
<p>Numeracy</p>	<p>Read, write and order four-digit numbers.</p>  <p>To read and write Roman Numbers up to 100.</p> 	<p>Talk to your child about the place value in a 4-digit number and how to order these numbers.</p> <p>Share the concept behind putting numbers in order as thousand (Th), hundred (H), Tens(T) and ones(O)</p> <p>Encourage your child to note down numbers of four different cars and put them in order. Put in order four-digit numbers and use the < and > signs.</p> <p>Talk to your child about the history of numbers and Roman Numbers. Tell them that the numeral system changed to include the concept of zero and place value. Ask them to observe the numbers written in some wall clocks.</p> <p>Share how different roman numbers look like and how a very large number is written using a one symbol and a small number is written using many symbols.</p> <p>Encourage your child to find the fun facts and rules of writing roman numbers.</p> <p style="text-align: center;">CHALLENGE</p> <p>My number has four digits. It is smaller than 6000 but bigger than 5000. The hundreds digit is smaller than 7 but bigger than 5. The tens digit is an odd number smaller than 5 but bigger than 1. The unit digit is in the 3 times table and is bigger than 4 but smaller than 8. What is my number?</p> 	<p>Place value</p> <p>Ordering Numbers</p>  <p>Roman Numbers</p>  <p>applications:</p> <p>Roman Numerals</p>

IPad



The Winchester School

Year 4 Family Learning Newsletter September 2021



Area for learning	Focus	Activities	Useful Websites/Apps
Science	<ul style="list-style-type: none"> To revisit the steps of investigation. <p>ANIMALS INCLUDING HUMANS</p> <p>Digestive System</p> <ul style="list-style-type: none"> To describe the importance of the Human Digestive system. To explain the functions of the Human Digestive system. To explore the different types of teeth and their functions. 	<p>Talk about the importance of fair test in an investigation.</p> <p>Share how scientific method is used in everyday life. For example: Is the coffee too hot to drink at the moment?</p> <p>Encourage them to use scientific method in everyday life to find solutions to problems</p> <p>Encourage them to find information about the time various types of food takes to digest and what nutrients they provide to the body.</p> <p>Talk about each organ in detail of the digestive system and their role or function in digesting food.</p> <p>Encourage them to question the necessity of the digestive system. What will happen if an organ is missing? Will it affect that person and how?</p> <p>Talk about the importance of teeth, types of teeth and the structure of a tooth.</p> <p>Share the right practices to care for your teeth. Encourage them to read about the effects aerated drinks, sweets and smoking have on teeth.</p> <p>Encourage them to find out about various professions related to the topics, new inventions made in those fields.</p>	<p>The scientific method 11 everyday science experiments</p> <p>Exploring the Digestive System: Explore your digestive system How digestive system works Dr. Binocs digestive system Digestive system</p> <p>Teeth: Teeth facts Types of teeth All about teeth</p>



The Winchester School

Year 4 Family Learning Newsletter September 2021



Area of learning	Focus	Home activities/How can you help your child at home	Useful website
Arabic for Arabs	<p>التمييز بين الجملة والتركيب : أن يميز التلميذ بين الجملة والتركيب . أن يستخدم التلميذ جملاً وتراكيباً . حروف تelfظ ولا تكتب : أن يكتب التلميذ كلمات بصرية تحوي حروف تelfظ ولا تكتب. أن يصيغ التلميذ فقرة مستخدماً حروف تelfظ ولا تكتب . نشيد أنت الوطن : أن يحدد التلميذ الفكرة الرئيسة والأفكار الفرعية . أن يدعم التلميذ رأيه بأدلة من النص . أن يميز التلميذ بين الشعر والنثر . أمير الجمل الصغير : أن يقرأ التلميذ النص قراءة سليمة . أن يحدد التلميذ الفكرة الرئيسة والأفكار الفرعية . أن يحلل التلميذ بنية النصوص القصصية وأفعالها . أقسام الكلام: أن يميز التلميذ أقسام الكلام . أن يوظف التلميذ أقسام الكلام.</p>	<p>*يساعده في قراءة إحدى القصص وتحديد عناصرها . * يساعده في وصف الشخصيات من حوله . * لعبة جملة وكلمه للتعرف على أقسام الكلام. * جمع صور من المحيط الذي حوله ووصفها مستخدماً حروف تelfظ ولا تكتب وأقسام الكلام. * البحث عن شواهد شعرية وتحديد أقسام الكلام بها يمكن لولي الأمر الدخول من خلال الرابط المرفق لموقع قناة اللغة العربية والتربية الإسلامية الخاص بمدرسة ونشستر ومتابعة التسجيلات الخاصة بالدروس ومشاركتها مع التلميذ وتدوين ما تعلمه في دفتره المدرسي.</p>	<p>منصة أقرأ بالعربية قناة اللغة العربية والتربية الإسلامية بمدرسة ونشستر</p>
Arabic for Non-Arabs	<p>The school To create sentences about the school. -To design a mind map about the school. -To use the exclamatory style with the school. - To create a dialogue about the school. - To describe the school. - To compare between his/her school and different school.</p>	<p>Encourage your child to memorize his/her new vocabulary about the new topic (the school) from the Arabic notebook and textbook. Talk to your child about the school. Ask your child about his opinion regarding his/her school. Go through the links on the Arabic and Islamic YouTube Channel so that you can help your child learn more at home about the topic</p>	<p>Learn about the school in Arabic I Read Arabic Arabic and Islamic YouTube Channel</p>



The Winchester School

Year 4 Family Learning Newsletter September 2021




	<p>- To create a paragraph about the school.</p> <p>- To express his/her opinion in the school.</p> <p>- To analyse a text about the school.</p>		
Islamic for Arabs	<p>سورة البروج : أن يميز التلميذ بعض أحكام التجويد . أن يوضح التلميذ المعنى العام للسورة . آداب المنزل : أن يعدد التلميذ آداب المنزل . أن يستنتج التلميذ آداب المنزل من القرآن والسنة . بدء الدعوة الإسلامية أن يحدد التلميذ بداية الدعوة الإسلامية . أن يستنتج التلميذ الدروس المستفادة من دعوة الرسول صلى الله عليه وسلم . أن يحدد التلميذ أوائل المسلمين .</p>	<p>مساعدة الابن في البحث عن آيات قرآنية تدل علي آداب المنزل . مساعدة الابن في البحث عن أحاديث نبوية شريفة تحثنا علي حسن الخلق . حث الابن علي تطبيق آداب المنزل في حياته .</p> <p>يمكن لولي الأمر الدخول من خلال الرابط المرفق لموقع قناة اللغة العربية والتربية الإسلامية الخاص بمدرسة ونشستر ومتابعة التسجيلات الخاصة بالدروس ومشاركتها مع التلميذ وتدوين ما تعلمه في دفتره المدرسي</p>	<p>سورة البروج آداب المنزل قناة اللغة العربية والتربية الإسلامية بمدرسة ونشستر</p>
Islamic for Non-Arabs	<p>Surat AL-Burouj. (1-22) To explain the vocabulary mentioned in the verses. To explain the story of the people of the ditch. To learn the reward of the believers and disbelievers on the Day of judgement. Etiquette of entering of leaving a house. To learn the supplication of entering or leaving the house. To explain how to apply the etiquette of entering or leaving the house. The strong believer.(Hadith) To find out how can one be a strong believer who is beneficial to people. To explain the effect of good relation with Allah on believers strength. To concluded the good deeds that help a Muslim to be a strong believer.</p>	<p>Encourage your child to memorize Surat- AL-Burouj (Verses 1-22) Search with your child for the story of the people of the ditch. Search with your child for the Duua of entering and leaving the house and memorize them. Share your child how to apply those etiquette at home. Share with your child the general meaning of the hadith of the strong believer. Share your child how can one be a strong believer. Encourage your child to colour monthly prayer chart and answers in book ISLAM MY WAY OF LIVING as per the topic he studies. Go through the links on the Arabic and Islamic YouTube Channel so that you can help your child learn more at home about the topic.</p>	<p>Surat Al-Buruj The strong believer (Hadith) Arabic and Islamic YouTube Channel</p>



The Winchester School

Year 4 Family Learning Newsletter September 2021



Area of Learning	Focus	Home activities/How can you help your child at home	Useful Websites
Humanities	<p>Who were the Iron Age Celts?</p> <p>What was life like for the Celts in the Iron Age?</p>	<p>Talk to your child about the Iron Age Celts in Britain. Encourage your child to research where they came from.</p> <p>Encourage your child to research life in Celtic settlements, the occupations of the people, their clothes, jewelry and diet.</p>	<p>www.bbc.co.uk/schools/primaryhistory/</p> <p>http://www.primaryhomeworkhelp.co.uk/celts/food.html</p>

Area of Learning	Focus	Home activities/How can you help your child at home	Useful Websites
UAE Social Studies	<p>1. Landforms of the world</p>	<p>Share with your child the different landforms and bodies of water they have visited during their holidays.</p> <p>Encourage your child to describe the landforms and bodies of water.</p> <p>Share with your child how these landforms and bodies of water are used.</p>	<p>Landforms:</p> <p>Mountains: https://www.airpano.com/360photo/mountains/</p> <p>Desert: https://www.airpano.com/360photo/algeria-sahara-1/</p> <p>Valley: https://www.airpano.com/360photo/atay-chulyshman/</p>



The Winchester School

Year 4 Family Learning Newsletter September 2021




--	--	--	--



Area of learning	Focus	Home activities/How can you help your child at home	Useful websites
ICT Microsoft Word	1.To insert pictures in a document from various sources 2.To insert a textbox and format the same. 3. To insert text in tables, columns, and textboxes, 4. To format documents with suitable font style color and size.	Organizing skill, Presentation skill, creativity. Encourage your child to make a Poster or a logo on Word document, Create a picture collage. Create an invitation card for any event. Create a newsletter for your class or any event at school or home.	https://www.office.com/?auth=2 https://youtu.be/ViGf0RKbCyA https://youtu.be/slateuunUhY https://youtu.be/eC4bRXx9k6g



The Winchester School

Year 4 Family Learning Newsletter September 2021




Area of learning	Focus	Home activities/How can you help your child at home	Useful websites
Physical Education	<p><u>Body movements:</u></p> <p>Learn to improve the different body movements.</p> <p>Students show controlled and accurate basic body movements.</p> 	<p><u>Talk and Encourage the children to do the following:</u></p>  <p><u>Develop movement for FAST Walk, UPPER & LOWER BODY Exercises</u></p> <p><u>Practicing Animal movement walk & 1-2 Squats</u></p> <p><u>Different types FOOTWORKS.</u></p>	<p><u>Useful sites:</u></p> <p>https://www.youtube.com/watch?v=myZmniNNGk</p> <p>https://www.youtube.com/watch?v=j918PoWWaB0</p> <p>https://www.youtube.com/watch?v=KuLyl-3qnN8</p>



The Winchester School

Year 4 Family Learning Newsletter September 2021



Locomotor & Non-locomotor skills:

Learn and develop the locomotor & non-locomotor skills through movement exercises. Students will be able to understand and develop basic locomotor skills by doing variety of exercises.



Talk and Encourage the children to do the following:

Locomotor Movement		NON-LOCOMOTOR MOVEMENT	
SLIDE	STEP	STRETCH	
WALK	RUN	CURL	PULL
GALLOP		BALANCE	
JUMP	LEAP	BEND	SWING
CRAB WALK		TURN	PUSH
HOP	SKIP	SWAY	
ROLL		TWIST	


Encouraging children to be take part in Locomotor & non-locomotor activities.

The key locomotor skills are walking, running, jumping, hopping, crawling, marching, climbing, galloping, sliding, leaping, hopping, and skipping.

Nonlocomotory movements, such as bending, swaying, or wiggling.

Useful sites:

- <https://www.youtube.com/watch?v=GN1cjZwgS8Y>
- <https://www.youtube.com/watch?v=rCg-MkVkyU>
- <https://www.youtube.com/watch?v=vrALQPaaOWE>
- <https://www.youtube.com/watch?v=rRDRsSrmBs>
- <https://www.youtube.com/watch?v=G8bYcYvlkTE>



Cardio workout:

Learn to improve the body fitness level through cardio exercises. Students will be able to learn the cardio exercises and maintain their fitness level.



Physical fitness-strength workout:

Learn and develop the strength exercises

Talk and Encourage the children to do the following:

10 MINUTE CARDIO WORKOUT AT HOME

BEGINNER: 20 sec. exercise - 40 sec. pause
INTERMEDIATE: 30 sec. exercise - 30 sec. pause
ADVANCED: 45 sec. exercise - 15 sec. pause



Encouraging children to do below cardio exercises:

Top home cardio exercises

- Jump rope. Jump rope is an effective form of cardio exercise. ...
- Jumping jacks. Jumping jacks involve the entire body and are a good way to work the heart, lungs, and muscles in one exercise.
- Burpees. ...
- Running in place. ...
- Squat jumps. ...

Talk and Encourage the children to do the following:

Useful sites:

- <https://www.youtube.com/watch?v=kAXg3cM0UCw>
- <https://www.youtube.com/watch?v=oc4QS2USKmk>
- <https://www.youtube.com/watch?v=7xCAEbKDNi4>
- <https://www.youtube.com/watch?v=02qb4MsM8ho>

Useful sites:

- <https://www.youtube.com/watch?v=n9le8UPt8A0>



Students will be able to understand and do variety of exercises.



Upper body Exercises
Lower body Exercises
Core Strengthening Exercises
Leg Exercises
Weight Training
Circuit Training



Kids Can Strength Train


Fitness is important... but it needs to be age-appropriate

<https://www.youtube.com/watch?v=fF80zhIGYkA>
<https://www.youtube.com/watch?v=vO9DJ91PZ4E>



The Winchester School

Year 4 Family Learning Newsletter September 2021



Area of Learning	Focus	Home activities/How can you help your child at home	Useful Websites
Music Year04 (Kiko)	<ul style="list-style-type: none">Learning how to play the recorder using notes	<ul style="list-style-type: none">Let the child practice at home, even though there will be squeaking. Be an audience. But better also check if the child is holding the recorder properly.	https://www.youtube.com/watch?v=qF8HVQ96McQ&t=25s
Music Year04 (Sunil)	Learning how to play the recorder using notes	<ul style="list-style-type: none">Let the child practice at home, even though there will be squeaking. Be an audience. But better also check if the child is holding the recorder properly.	