





The Winchester School

Family Learning Newsletter-Year 5-September 2021



Area of learning	Focus	Home activities/How can you help your child at home	Useful website
Literacy	<p>Spelling: Lesson Objective:</p> <ul style="list-style-type: none"> To revise verb prefixes dis-, de-, mis-, and re-. To decide which prefixes could be applied to a given root word. To use the knowledge of prefix meanings to predict <p>Punctuations:</p> <ul style="list-style-type: none"> To differentiate between common punctuation marks. To demonstrate an understanding of punctuations through correct usage.  <p>Grammar:</p> <ul style="list-style-type: none"> To identify noun phrases from the text. 	<p>Discuss the meanings of these prefixes to your child and encourage the child to use the prefixes and write sentences.</p> <p>Talk and encourage the children to do the following:</p> <ul style="list-style-type: none"> Discuss the rules for different spellings as mentioned in the FLN. the meaning of unknown words. To identify when a group of letters are forming a prefix in a word.  <p>Elicit examples from children. While reading books encourage your child to make note of new words and their spellings especially by adding the prefixes sensibly.</p> <p>Punctuations Discuss the importance of using Punctuation marks and how it can be used in different ways. For example, Dashes are used to separate groups of words, not to separate parts of words like a hyphen does. E.g.: "After a split second of hesitation, the second baseman leaped for the ball—or, rather, limped for it." Encourage them to</p>	<p>What are prefixes?</p> <p>Fun Games on Prefixes</p> <p>Wordwall: Prefixes</p> <p>Fire up your grammar skills</p> <p>Punctuation speed check</p> <p>Wordwall: Punctuation</p>



The Winchester School

Family Learning Newsletter-Year 5-September 2021



- To extend sentences using noun phrases.
- To change adjectives or nouns to verbs by adding suffixes.
- To explore the use of formal and informal language in sentences.

Text Level:

Pupil Bool 4: Comprehension:

Unit1-Fiction: A Clever Way to Catch a Thief , pgs. 4-6

Matilda

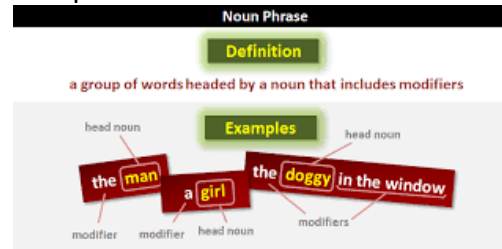
(Novel)-Exploring the Character/Setting/Plot- Chapter 1 to Chapter 6 (Using Skills of Skimming/Scanning and Inference).
Reading Comprehension- Author's Purpose.

Students to read and infer from the Novel : Matilda

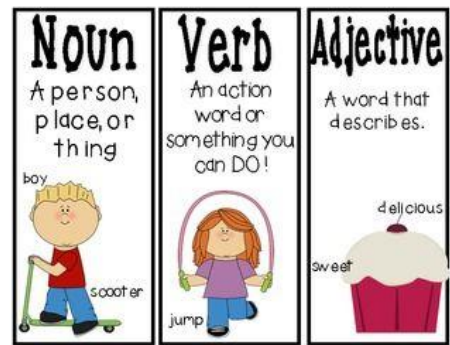
- To read the explicit and implicit information from the given text.
- To draw inferences and collect facts that are accurate and justify records with evidences.

make a sentence using the words from spelling list using suitable punctuation marks.

Encourage your child to become aware of different parts of speech and their usage in writing. Through interactive games help the children revise the use parts of speech, different types of sentences and explore noun phrases.



Discuss the different ways of changing adjectives or nouns to verbs by adding suffixes.



Ask them to write sentences using informal language and rewrite them using formal tone.

[Noun Phrases](#)

[Expanded Noun Phrases](#)
[The Expanded Noun Phrase Song - YouTube](#)

[Converting Adjectives or Nouns to Verbs](#)

[Nouns, Adjectives and Verbs](#)

[Formal and Informal Language](#)

[Video: Formal vs. Informal Language](#)



The Winchester School

Family Learning Newsletter-Year 5-September 2021

- To read books that are structured in different ways.
- To read a text/comprehension for a range of purposes.
- To be able to demonstrate understanding.
- To explore and identify the elements of a novel.



[Wordwall: Formal Language vs. Informal Language](#)

[Roald Dahl: Matilda Wormwood](#)

[Creating Characters: Matilda](#)

[Matilda Characters](#)

[Wordwall: Matilda](#)

[Matilda Film Guide](#)

Encourage your child to read Fiction.

Creative Narrating: Become a creative narrator and ask questions related to characters, their feelings, different settings and the plot of the story.

Discuss and analyse the features of Roald Dahl's writing style. Help your child to distinguish between the characters from the novel.

Ask questions with reference to the text.
Encourage them to use different techniques to formulate their own journal.

Big Write Topic: Journal Writing

- To analyse what is meant by journal writing.
- To explore the different types of journals.
- To explore the features of journal writing.



The Winchester School

Family Learning Newsletter-Year 5-September 2021





Writing in Journals

In a **journal**, you can write about how you feel and what you think. It is your very own writing place!

Getting a Present a Day

Josh says, "Writing in a journal is like giving yourself a present every day!" Josh is ready to help you start your own journal. Just follow along.



Discuss the key features of journal writing and explore with your child the different types of journal.

Encourage your child to keep a journal to write interesting experiences / things that transpired for a week.

SHARE different types of journal with your child.

Cut out different journals and create a collage. Identify the type of journal and label its key features.

[Journal Writing](#)

[Features of Journal Entry](#)

[Video Journal Writing](#)





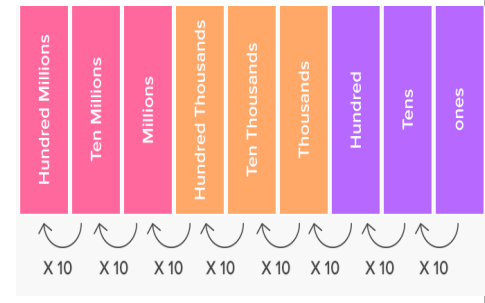
[Wordwall: Journal Writing](#)



The Winchester School

Family Learning Newsletter-Year 5-September 2021



Area of learning	Focus	Home activities/How can you help your child at home	Useful website
<p>Numeracy</p>	<ul style="list-style-type: none"> To read, write, order and compare numbers to at least 1 000 000 and determine the value of each digit.  <p>Place Value</p>   <ul style="list-style-type: none"> To interpret negative numbers in context, count forwards and backwards with positive and negative whole numbers, including through zero. 	<p>Share this activity: Students take turns rolling the die. On his turn, a student rolls and writes his number on the piece of paper to the left of any existing numbers. He then reads the number on the page. Players take turns rolling and adding numbers to one already on the paper, watching the number “snake” grow with each turn. With each turn the number becomes longer and students must read the entire number.</p> <p>Play this fun and simple game, simply remove the face cards, jokers and 10's from a set of playing cards. Pairs shuffle the deck and place it in the center. Each student draws 2 cards and arranges the digits to build the greatest number possible. The player who can build the greatest number takes all 4 cards. Both players are required to say the number they build out loud. In the case of a tie, both players leave those cards and redraw 2 cards each. The player with the greatest numbers takes all 8 cards.</p>	  <p>Place value</p> <p>expanded form</p> <p>Conversion</p> <p>Negative numbers</p>

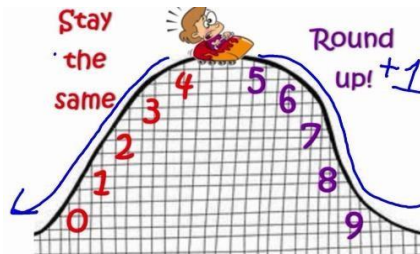


The Winchester School

Family Learning Newsletter-Year 5-September 2021



To round any number up to 1 000 000 to the nearest 10, 100, 1000, 10 000 and 100 000.



Challenge Yourself!



Share and talk to your child about the real life use of integers. For e.g. Temperature can be (- 2,-10, 23, 25 degrees), checking accounts, in business profits and loss.

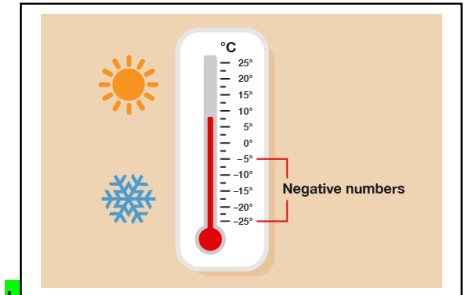


Share with your children rounding means making a number **simpler** but keeping its value close to what it was.

Talk to your child about approximate eg, diameter of the earth at the equator is 12,756 kilometers. That's not an easy number to remember but if someone asked you what the approximate distance you could probably remember that it's about 13,000 kilometers.

You are arranging 700 plants in a rectangular garden with the same number of plants in each row. How many ways can you arrange the garden?

Rounding



iPad App



<https://itunes.apple.com/us/app/itooch-math-grade-5-lite/id423778662?mt=8>

<https://itunes.apple.com/en/app/motion-math-zoom/id451793073?mt=8>


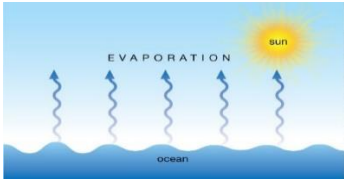

<https://itunes.apple.com/us/app/place-value-mab/id507890987?mt=8>



The Winchester School

Family Learning Newsletter-**Year 5-September 2021**



Area of learning	Focus	Home activities/How can you help your child at home	Useful websites
Science	<p>Investigation Skills</p> <p>To recap the scientific investigation skills.</p> <p>To follow the steps of investigation to do a fair test.</p> <p>Topics of Investigations</p> <p>Fair test on Melting and Evaporation</p> 	<p>Encourage : To think of a question to investigate when you observe around.</p> <p>Talk :Use the link to</p> <p>Discuss with your child the scientific investigation skills and the steps of investigation to do a fair test.</p> <p>Share: Ask your child to observe and share with you examples of evaporation around and why is it happening.</p>	<p>Investigation Steps</p> 
Science	<ul style="list-style-type: none"> • To explore the unique characteristics of each planet in the solar system. • Recognize that the Earth, sun and moon are spherical. • Compare the size of earth sun and moon with spherical objects around us. • Recognize that it is rotation or spin of earth that causes day and night • Recognize that part of the Earth facing the sun has day light 	<p>Encourage A visit to a planetarium or observatory with your child.</p> <p>Share: Try to create an information booklet of planets. Discuss with your child the following topics: The Planets and their properties.</p> <p>Encourage: To look at the horizon in the distance standing at the beach-does it look flat or a bit curved. Discuss with your child his/her observations and encourage them to explain their observations.</p> <p>Share: A selection of spherical objects, including a large ball such as a beach ball, a pea and a small bead, other intermediate objects like an orange, a tennis ball, etc. can be used for getting a clearer picture of the relative size.</p>	<p>Planets and Solar System</p> <p>Solar System video</p>  <p>Nasa video</p> <p>Sunrise sunset</p> <p>The earth and beyond</p>



The Winchester School

Family Learning Newsletter-Year 5-September 2021

Area for learning	Focus	Activities	Useful Websites/Apps
Arabic for Arabs	<p>قصة ورقة الحياة</p> <p>أن يحدد التلميذ الفكرة الرئيسية والأفكار الداعمة أن يحول التلميذ حدثاً من أحداث القصة إلى حوار أن يحدد التلميذ السمات الداخلية والسمات الخارجية لشخصيات القصة أن يحلل التلميذ عناصر القصة أن يحدد التلميذ السمات الفنية للقصة أن يحدد التلميذ علاقات التضاد والترادف بين الكلمات أن ينتبأ التلميذ بما سيحدث بعد نهاية القصة</p> <p>الهمزة المتوسطة على ألف</p> <p>أن يكتب كلمات بها همزة متوسطة على ألف أن يحدد مواضع كتابة الهمزة المتوسطة على ألف</p>	<p>- تحديد السمات الداخلية والسمات الخارجية لشخصيات القصة - التمييز بين الحوار الداخلي والحوار الخارجي - مساعدة التلميذ في تلخيص القصة وكتابة نهاية جديدة للقصة - مساعدة التلميذ في البحث عن لغويات النص بالمعجم المدرسي - مساعدة التلميذ في كتابة ملخص للقصة بأسلوبه. - مساعدة التلميذ في كتابة كلمات بها همزة متوسطة على ألف مع بيان سبب كتابتها وتوظيف ضمائر الرفع المتصلة في جمل. يمكن لولي الأمر الدخول من خلال الرابط المرفق لموقع قناة اللغة العربية والتربية الإسلامية الخاص بمدرسة ونشستر ومتابعة التسجيلات الخاصة بالدروس ومشاركتها مع التلميذ وتدوين ما تعلمه في دفتره المدرسي.</p>	<p>الهمزة المتوسطة</p> <p>قصة ورقة الحياة</p> <p>منصة أقرأ بالعربية</p> <p>قناة اللغة العربية والتربية الإسلامية بمدرسة ونشستر</p>
Arabic for Non Arabs	<p>الروتين اليومي (Daily routine)</p> <ul style="list-style-type: none">- To learn the meaning and the conjugation of different verbs needed to talk about daily routine.- To learn the meaning and the use of time expressions when talking about your daily routine.- To describe the daily routine using verbs, time, and connectives in paragraphs.- To analyse a text about the daily routine.	<p>Encourage your child to memorize the new vocabulary from the Arabic notebook and the Arabic textbook.</p> <p>Encourage your child to use the vocabulary in sentences of their own.</p> <p>Ask your child to study the present and past tense in writing and speaking about the daily routine.</p> <p>Talk to your child about their plans at the weekend.</p> <p>Go through the links on the Arabic and Islamic YouTube channel so that you can help your child learn more at home about the topic</p>	<p>means of transport</p> <p>My day in Arabic</p> <p>DRINKS IN ARABIC</p> <p>I Read Arabic Arabic and Islamic YouTube Channel</p>



The Winchester School

Family Learning Newsletter-Year 5-September 2021




Islamic for Arab	<p>سورة الانفطار</p> <p>أن يبرهن التلاميذ على قدرة الله تعالى من خلال السورة الكريمة . أن يناقش التلاميذ عقاب الله عزوجل للمشركين على جحودهم</p> <p>حديث المفلس الحقيقي</p> <p>أن يستنتج التلاميذ الأعمال التي تجعل الإنسان مفلسا يوم القيامة . أن يستنتج التلاميذ الأعمال التي تجعلنا من الفائزين يوم القيامة . أن يدلل التلاميذ من القرآن والسنة على الأعمال التي تجعلنا من الفائزين</p> <p>أحب العمل إلى الله تعالى</p> <p>أن يميز التلاميذ بعض الأعمال التي يحبها الله تعالى أن يشرح التلميذ أهمية العمل الصالح . أن يستنتج التلميذ عاقبة بر الوالدين.</p>	<p>مساعدة التلميذ في حفظ عشر آيات من اول السورة الكريمة من خلال الشبكة المعلوماتية . مساعدة التلميذ في البحث عن صور لمخلوقات الله . تشجيع التلميذ على العمل الصالح في حياته اليومية مساعدة التلميذ في البحث عن آيات توضح رحمة الله بعباده . مساعدة التلميذ في البحث عن آيات قرآنية أو احاديث نبوية تحثنا على العمل. يمكن لولي الأمر الدخول من خلال الرابط المرفق لموقع قناة اللغة العربية والتربية الإسلامية الخاص بمدرسة ونشستر ومتابعة التسجيلات الخاصة بالدروس ومشاركتها مع التلميذ وتدوين ما تعلمه في دفتره المدرسي.</p>	<p>سورة الانفطار</p> <p>أدومها وأن قل</p> <p>قناة اللغة العربية والتربية الإسلامية بمدرسة ونشستر</p>
Islamic non-Arab	<p>Surat AL-Infitar (1-19)</p> <ol style="list-style-type: none">1- To find out the signs of the Day of Judgement.2- To count some of Allah's blessings upon man.3- To compare between the righteous and the wicked on the Day of Judgement. <p>The Real Bankrupt (Noble Hadith)</p> <ol style="list-style-type: none">1- To explain the concept of the bankrupt.2- To identify the actions that cause Man bankruptcy on the day of Judgement. <p>Calling (Da'wah) the People of Ta'if to Islam.</p> <ol style="list-style-type: none">1- To identify the goal of the messenger (P-B-U-H) of calling the people of Ta'if to Islam.2- To explain the patience and determination the Prophet show during the events of calling the people of Ta'if.	<p>Help your child to memorize the verses of Surat Al-Infitar from 1- 15.</p> <p>Share with your child the themes of the Surah.</p> <p>Share with with your child the general meaning of the Hadith of the bankrupt man.</p> <p>Share with your child the actions that cause bankruptcy.</p> <p>Talk with your child about the goal of Prophet Mohamed (P-B-U-H) of Colling the people of Ta'if.</p> <p>Explain to your child the patience that prophet show during the events of calling the people of Ta'if.</p> <p>Encourage your child to colour monthly prayer chart and answers in book ISLAM MY WAY OF LIVING as per the topic he studies.</p> <p>Go through the links on the Arabic and Islamic YouTube Channel so that you can help your child learn more at home about the topic.</p>	<p>The Bankrupt Person on the Day of Judgement</p> <p>Surat Al-Infitar</p> <p>Arabic and Islamic YouTube Channel</p>



The Winchester School

Family Learning Newsletter-Year 5-September 2021



	<p>To explore what life was like in Ancient Greece.</p> <p>To explore the ancient Greek city states - Athens and Sparta.</p>	<p>Encourage your child to create a timeline of events in ancient Greece. Research and prepare a dictionary of new vocabulary with their meaning.</p> <p>Vocabulary: chronology, empire, timeline, BC / AD, BCE/CE, locate/location, country, city state.</p> <p>Encourage your child to locate Athens and Sparta on a map of Greece. Discuss and describe their location.</p> <p>Talk about the evidence available from the Greek cities. Together work out what everyday life in these ancient cities was like.</p> <p>Encourage your child to research the ancient Greek city-states and explore their similarities and differences.</p> <p>Share the similarities and differences between Greece and the U.A.E.</p> <p>Vocabulary: Athens, barracks (place where soldiers live), comparisons, debate (group discussion),</p>	 <p>https://www.bbc.co.uk/bitesize/topics/z87tn39</p> <p>www.bbc.co.uk/schools</p> <p>www.historyforkids.org</p> <p>www.ancientgreece.com</p> <p>http://www.history.com/topics/ancient-history/ancient-greece</p>
--	--	---	---



The Winchester School

Family Learning Newsletter-Year 5-September 2021



GEOGRAPHY

North America

To locate the countries and capital cities of North America using maps.

To explore geographical terminology to describe the location of a range of places across the Americas.

Identify the position and significance of latitude, longitude, Equator, Northern Hemisphere, Southern Hemisphere, the Tropics of Cancer and Capricorn, Arctic and Antarctic Circle,

democracy (government by leaders elected by the people), differences, harsh, navy, parliament (a group of people that make a country's laws), regime (a system of government) representative, rivals (people who compete with one another), similarities, Sparta, Spartan

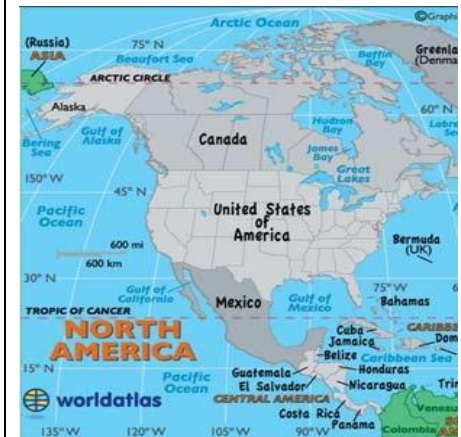
Talk about North America, its location, countries, major cities and environmental regions.

Share with your child the use of atlases, maps, globes and digital/computer maps to locate the countries, major cities, key physical and human features of North America with a key to understand the symbols on the maps.

Vocabulary: Continent, country, city, North America, South America.

Share with your child the use of a compass and find which direction your home is facing, the kitchen is in, the living room window is facing, etc.

Encourage your child to read and explore the continent of North America.



<https://kids.britannica.com/kids/article/North-America/353542>

<https://www.youtube.com/watch?v=22cQWuRXdjU>

<https://www.bbc.co.uk/bitesize/topics/zvsfr82/articles/zd4rmfr>



The Winchester School

Family Learning Newsletter-Year 5-September 2021







Area of learning	Focus	Home activities/How can you help your child at home	Useful website
UAE Social Studies	<p>the Prime/Greenwich Meridian and time zones (including day and night).</p> <p>Describe and explore key aspects of North America's:</p> <p>Physical geography, including: climate zones.</p>	<p>Encourage your child to explore the latitude, longitude and climate of the UAE and compare it with North America.</p> <p>Vocabulary: Latitude, longitude, Equator, Northern Hemisphere, Southern Hemisphere, Tropic of Cancer, Tropic of Capricorn, Arctic Circle, Antarctic Circle, Prime/Greenwich Meridian, time zone.</p>	<p>https://www.toppr.com/guides/geography/globe-latitudes-and-longitudes/longitudes/</p> <p>https://www.bbc.co.uk/bitesize/topics/zqj3n9q/articles/zr8q7nb</p>
1. Weather and Climate	To understand the difference between weather and climate.	<p>Talk with your child how the weather changes. Share the weather and climate video. Encourage your child to distinguish between weather and climate</p>	<p>https://www.youtube.com/watch?v=6Aigcv7UnTU&t=88s</p>
2. Climate Zones	To explore and understand climate zones.	<p>Talk with your child about different climate zones. Share the climate zone video. Encourage your child to distinguish between different climate zones.</p>	<p>https://www.youtube.com/watch?v=41Bt4eOg6HU</p>



The Winchester School

Family Learning Newsletter-Year 5-September 2021




Area of learning	Focus	Activities	Useful websites
French	<p>Unit 1:</p> <p style="text-align: center;">  <i>Les Salutations</i> (greetings) </p> <p>To identify classroom instructions in French.</p> <p>To greet someone in French.</p> <p>To introduce myself in French.</p>	<div style="text-align: center;">  <div style="border: 1px solid green; padding: 5px; display: inline-block;">Talk</div> </div> <ul style="list-style-type: none"> • About classroom instructions in French. - About greetings in French <div style="text-align: center; margin-top: 20px;">  <div style="border: 1px solid blue; padding: 5px; display: inline-block;">Share</div> </div> <ul style="list-style-type: none"> • Create a presentation or poster to introduce yourself in French (name, age, and gender) and share it with your parents. <div style="text-align: center; margin-top: 20px;">  <div style="border: 1px solid orange; padding: 5px; display: inline-block;">Encourage</div> </div> <p style="text-align: center; margin-top: 20px;">Students to keep exploring the links given.</p>	<p>https://www.youtube.com/watch?v=Ug4kWxjvfkU&feature=emb_logo</p> <p>https://www.youtube.com/watch?v=8B40ObLD6go</p> <p>https://www.youtube.com/watch?v=9BgyvEXTZbk</p> <p>https://www.youtube.com/watch?v=ZaOMijUo-VE</p> <p>https://www.youtube.com/watch?v=tun7hrhHiU</p> <p>https://quizlet.com/148469019/les-salutations-flash-cards/</p> <p>https://quizlet.com/148469019/gravity</p> <p>https://quizlet.com/au/439380264/les-instructions-de-la-classe-flash-cards/</p> <p>https://quizlet.com/439380264/match</p>



The Winchester School

Family Learning Newsletter-**Year 5-September 2021**






Area of learning	Focus	Home activities/how can you help your child at home	Useful websites
<p>Physical Education Activity -1</p>	<p><u>Low impact cardio Activity;</u></p> <p>If you're new to working out, just getting back into the game, or have concerns with joints or injuries, low-impact cardio is a safe and effective method of exercise.</p>  <p>Low-impact exercises focus on keeping one foot on the ground and alleviating stress or pressure on your joints.</p>	<p><u>Talk and Encourage the children to do the following:</u></p> <p><u>Proper warm up</u></p> <ul style="list-style-type: none"> • Hip rotation • Arm rotations • Slow jogging on the spot • Alternate toe touch <p>Low impact cardio activity Follow the link <u>Cooldown</u></p>	<p><u>Useful sites:</u></p> <p>Link1: https://www.youtube.com/watch?v=iYoQc77CRQs</p> <p>Link2: https://www.youtube.com/watch?v=H0c-4nZjIWQ</p>



The Winchester School

Family Learning Newsletter-**Year 5-September 2021**







Year	Focus	Home activities/How can you help your child at home	Useful websites
Music Year05 (Kiko)	<ul style="list-style-type: none"> Learning how to play the recorder using notes and rests 	<ul style="list-style-type: none"> Let the child practice at home, even though there will be squeaking. Be an audience. But better also check if the child is holding the recorder properly. 	https://www.youtube.com/watch?v=eODbol6nsUQ&t=150s
Music Year05 (Sunil)	Learning how to play the “C” Major scale Ascending and Descending	<ul style="list-style-type: none"> Let the child practice at home, even though there will be squeaking. Be an audience. But better also check if the child is holding the recorder properly. 	
Area of learning	 Focus	Activities	Useful websites
ICT	 ICT TOPIC – Input and Output devices LEARNING OBJECTIVES- ➤ To analyse the different types of input and output devices and its real-life applications.	Health & Safety General safety in using a computer and e-safety rules, particularly if accessing the Internet. Encourage good posture when sitting at the computer. ✓ Encourage your child to research on the applications of different input and output devices. ✓ Create a Word document that shows the functions of different input and output devices. ✓ Encourage your child to gather required information and complete the presentation.	These are the home learning tasks to go along with this computing unit. https://youtu.be/74YuS4luywQ



The Winchester School

Family Learning Newsletter-Year 5-September 2021




Area of learning	Focus	Home activities/How can you help your child at home	Useful websites
ART	<ul style="list-style-type: none">To explore the techniques of sketching a translucent landscape.  <ul style="list-style-type: none">To explore the techniques of creating movement and rhythm in visual art. 	<p>Share and talk about the different ways of sketching landscape and rhythm in visual art.</p> <p>Encourage children to sketch landscapes and rhythm in visual art using different strategies.</p> <p>Research on the different techniques to sketch a landscape and rhythm in visual art.</p>	<p>https://www.youtube.com/watch?v=v368l7nAltE</p>  <p>https://www.youtube.com/watch?v=bRPu13-Ki1U</p> 



The Winchester School

Family Learning Newsletter-Year 5-September 2021



Area of learning	Focus	Home activities/How can you help your child at home	Useful website
UAE Moral Education	<p>How do I Respect Others? Understand why self-respect is a necessary part of respecting others</p> <p>Development of Both Mind and Body to Achieve Success Know how one can grow and develop in a positive way, co-operating and collaborating with others to maintain wellbeing.</p> 	<p>Talk with your family and ensure a healthy discussion on how respecting others values and opinions can help in building strong relationships.</p> <p>Share your experience how you keep your self-respect intact while respecting others.</p> <p>Encourage children to demonstrate, how to build trust and respect for others.</p> <p>Talk with your child about the benefits of developing a healthy mind and a healthy body to achieve success.</p> <p>Share your experience of how you have achieved goals by co-operating and working collaboratively with others.</p> <p>Encourage your child to have an action plan to achieve goals in life.</p>	<p>https://www.youtube.com/watch?v=t40SZtaJo84</p> <p>https://www.youtube.com/watch?v=dhpCdqOtuj0</p> <p>https://www.youtube.com/watch?v=a4jnPQD7p08</p> <p>https://www.smallrevolution.com/kids-business-ideas-make-money/</p>