





# The Winchester School

## Year 2 Family Learning Newsletter January- 2022




Area of learning	Focus	Home activities/How can you help your child at home.	Useful websites
<p>Literacy</p>	<p><b>Spelling</b>            To secure the spellings of words ending with 'er', 'est' in words with one consonant followed by 'y.'            To add new endings to root words ending in 'e.'            To add new endings to one-syllable words with short vowel sounds.</p> <p><b>Text Level</b>  <b>Contemporary tales:</b>            To know the difference between traditional and contemporary tales.            To write an alternative story incorporating story elements (story opening, middle, story ending)            To use time connectives (after, meanwhile, during, before etc.) to link sentences.</p> <p><b>Descriptive Poems</b>            To speak with clarity and use appropriate intonation when reading and reciting texts.            To enforce the knowledge of figurative language (alliteration, simile).            To identify and use rhyme and rhythm in the poem.            To compose a poem.</p>	<p>Hide your words in a picture and call out the word you want your child to find OR ask your child to hide words in a picture and he/she can ask you to find. You can occasionally pick the wrong one to allow your child to correct you.</p> <p><b>Talk:</b> Together with your child read contemporary stories and talk about the key points of the story that can be included in the book review. Use descriptive words and phrases (refer to big talk in the home learning) to express a sensation.  <b>Share:</b> Share any picture of a setting or character with your child and ask him/her to describe it. Share new describing words with your child as you converse.  <b>Encourage</b> your child to use WOW words to describe different things or people in the surroundings.</p> <p>Dress-up as your favourite story character and act out part of the story with your family members.</p> <p><b>Talk</b> to your child about the poems they've learnt – both nonsense and classic.  <b>Share</b> some of your favourite poems with your child. Together, listen, read and perform poems, identifying rhyme, rhythm and patterned language.  <b>Encourage</b> Your child to write a simple poem on their own, using rhyming words.</p>	<p><u>Spellings</u></p>  <p>For reading and listening to stories-</p>  <p><a href="https://www.shortkidstories.com/story_category/modern/">https://www.shortkidstories.com/story_category/modern/</a></p>



# The Winchester School

## Year 2 Family Learning Newsletter January- 2022



	<p><b><u>Moral Education</u></b>          To appreciate the varieties in cultures through story telling.          To develop attributes of honesty.</p>	<p>Talk to your child about the essence of multiculturalism and its significance through engaging stories.  <b>Encourage</b> your child to share their experiences of honesty.</p>	<p><a href="#">Generate a poem</a></p> <p><a href="#">Tips to write a poem</a></p>  <p><a href="#">Being Honest</a></p>																																																																																																				
<p><b>Numeracy</b></p>	<p>Calculate mathematical statements for multiplication and division within the multiplication tables of 2 and 5 and write them using the multiplication (<math>\times</math>), division (<math>\div</math>) and equals (<math>=</math>) signs.</p> <p>To show that multiplication of two numbers can be done in any order (commutative) and division of one number by another cannot.</p>	<p>Encourage your child to see the patterns and so cut down on the number of facts to memorise. Highlight the facts you already know on the square and then start work on selected table facts. Children can be given times table squares like this one to complete with the missing table facts they are working on.</p> <table border="1" data-bbox="877 987 1306 1263"> <tr><td>1</td><td>2</td><td>3</td><td>4</td><td>5</td><td>6</td><td>7</td><td>8</td><td>9</td><td>10</td></tr> <tr><td>2</td><td>4</td><td>6</td><td>8</td><td>10</td><td>12</td><td>14</td><td>16</td><td>18</td><td>20</td></tr> <tr><td>3</td><td>6</td><td>9</td><td>12</td><td>15</td><td>18</td><td>21</td><td>24</td><td>27</td><td>30</td></tr> <tr><td>4</td><td>8</td><td>12</td><td>16</td><td>20</td><td>24</td><td>28</td><td>32</td><td>36</td><td>40</td></tr> <tr><td>5</td><td>10</td><td>15</td><td>20</td><td>25</td><td>30</td><td>35</td><td>40</td><td>45</td><td>50</td></tr> <tr><td>6</td><td>12</td><td>18</td><td>24</td><td>30</td><td>36</td><td>42</td><td>48</td><td>54</td><td>60</td></tr> <tr><td>7</td><td>14</td><td>21</td><td>28</td><td>35</td><td>42</td><td>49</td><td>56</td><td>63</td><td>70</td></tr> <tr><td>8</td><td>16</td><td>24</td><td>32</td><td>40</td><td>48</td><td>56</td><td>64</td><td>72</td><td>80</td></tr> <tr><td>9</td><td>18</td><td>27</td><td>36</td><td>45</td><td>54</td><td>63</td><td>72</td><td>81</td><td>90</td></tr> <tr><td>10</td><td>20</td><td>30</td><td>40</td><td>50</td><td>60</td><td>70</td><td>80</td><td>90</td><td>100</td></tr> </table> <p>Play rhyming games with your child. Recite rhymes or share song lyrics that contain number concepts and themes. Children will enjoy the rhyming sounds and will learn addition and subtraction concepts.</p>	1	2	3	4	5	6	7	8	9	10	2	4	6	8	10	12	14	16	18	20	3	6	9	12	15	18	21	24	27	30	4	8	12	16	20	24	28	32	36	40	5	10	15	20	25	30	35	40	45	50	6	12	18	24	30	36	42	48	54	60	7	14	21	28	35	42	49	56	63	70	8	16	24	32	40	48	56	64	72	80	9	18	27	36	45	54	63	72	81	90	10	20	30	40	50	60	70	80	90	100	<p><a href="#">Multiplication and Division</a></p> <p><a href="#">Multiplication and division</a></p> <p><a href="#">Multiplication and division</a></p>
1	2	3	4	5	6	7	8	9	10																																																																																														
2	4	6	8	10	12	14	16	18	20																																																																																														
3	6	9	12	15	18	21	24	27	30																																																																																														
4	8	12	16	20	24	28	32	36	40																																																																																														
5	10	15	20	25	30	35	40	45	50																																																																																														
6	12	18	24	30	36	42	48	54	60																																																																																														
7	14	21	28	35	42	49	56	63	70																																																																																														
8	16	24	32	40	48	56	64	72	80																																																																																														
9	18	27	36	45	54	63	72	81	90																																																																																														
10	20	30	40	50	60	70	80	90	100																																																																																														




# The Winchester School

## Year 2 Family Learning Newsletter January- 2022



Solve problems involving multiplication and division, using arrays, repeated addition and multiplication and division facts, including problems in contexts.

When we multiply, we are really adding together lots of the same number.



$$2 + 2 + 2 + 2 = 8$$

Four lots of 2 are 8

$$4 \times 2 = 8$$

Talk to your child

that *division* is the opposite of multiplication in mathematics. *Division* allows us to divide or 'share' numbers to find an answer.



### QUESTIONS TO ASK

How can you make 40 by multiplying by 5 or 10?

What do you notice when you multiply/divide a number by 10? How does the answer differ from the starting number?

Create your own number story based on real life and share them with you child. **Encourage** your child to create word problems of their own using their math skills and have them challenge their family members.



[division](#)

[Division Game](#)

[Word Problems](#)



# The Winchester School

## Year 2 Family Learning Newsletter January- 2022



To compare temperatures using terms such as "hotter", "colder", "warmer", or "cooler"  
To compare and estimate, then read a thermometer and record in degrees Celsius

### QUESTIONS TO ASK

What is 10 multiplied/divided by 5?

What real-life example can you think of for that multiplication/division fact?

**Talk** to your child that that temperature means degree of hotness or coldness of an object. Emphasize that in each case a change is happening, either by adding heat or taking heat away. Share with your child that a thermometer is used to measure the temperature of any object in degrees Celsius which is the standard unit for measuring temperature.

### Challenge

How quickly can you finish this pattern?

$$1 \times 5 = 5$$

$$2 \times 5 = 10$$

Can you also say the facts as divisions?

[Reading temperature](#)

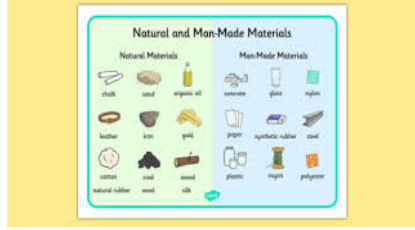
[Thermometre](#)



# The Winchester School

## Year 2 Family Learning Newsletter January- 2022



<p>Science</p>	<p><u>Materials</u></p> <p>To distinguish between an object and the material from which it is made.</p> <p>To distinguish between a natural or man-made materials.</p> <p>To describe the simple physical properties of a variety of everyday material.</p>	<p>Collect boxes, containers, bottles, jars, bags, made of different materials e.g. cardboard, wood, metal, plastic etc.</p> <p><b>Talk</b> to your child to sort the containers into two or more sets and <b>Share</b> what criteria they used. For example, they may make a set of shiny materials and another of hard materials (also soft, breakable, non-breakable, transparent and opaque).</p> <p><b>Encourage</b> your child to identify if some of the materials could be put into more than one group.</p> <p>Show children objects e.g. a wooden ruler or chair, a woollen jersey, a stone lampstand; <b>Talk</b> to them about how the natural material was altered in making these objects.</p> <p><b>Share</b> with your children how we use natural materials like wool, cotton, silk and rubber to make objects like jumper, fabric or wellies.</p> <p><b>Encourage</b> them to research about how man-made materials like glass or plastic is made.</p>	<p><u>Materials</u></p> <p><u>What are things made from?</u></p> <p><u>Materials and their properties</u></p> <p><u>Uses of materials</u></p> <p><u>natural and manmade materials</u></p> 
<p>Arabic for Arabs</p>	<p><b>قصة بلا قبعة</b></p> <p>أن يحدد التلميذ شخصيات القصة أن يضع التلميذ عنواناً جديداً للقصة . أن يضع التلميذ نهاية جديدة للقصة . أن يكتب التلميذ ملخصاً للقصة . أن يحدد التلميذ الأسماء في والأفعال في القصة .</p> <p><b>نشيد العصفور</b></p> <p>أن يفسر التلميذ مفردات النص الجديدة .</p>	<p>يساعده في تصميم خرائط ذهنية للمفردات الجديدة. جمع صور لقصة وترتيب أحداث تلك القصة. تدريب الطالب بالمنزل على القيام ببعض الأعمال غير التقليدية والأشياء التي يرغب الطالب في الكتابة عنها واستخدام التعبيرات اللغوية . حثه على القراءة من خلال منصة أقرأ بالعربية.</p>	<p><u>منصة أقرأ بالعربية</u> <u>أقسام الفعل</u> <u>تحديد عناصر القصة</u> <u>قناة اللغة العربية والتربية الإسلامية بمدرسة ونشستر</u></p>



# The Winchester School

## Year 2 Family Learning Newsletter January- 2022





	<p>أن يميز التلميذ الفرق بين الشعر والنثر . أن يحدد التلميذ المعنى الإجمالي للنص . أن يميز التلميذ الأسلوب التعبيري الحقيقي والمجازي .</p>	<p>يمكن لولي الأمر الدخول من خلال الرابط المرفق لموقع قناة اللغة العربية والتربية الإسلامية الخاص بمدرسة ونشستر ومتابعة التسجيلات الخاصة بالدروس ومشاركتها مع التلميذ وتدوين ما تعلمه في دفتره المدرسي.</p>	
<b>Arabic for Non-Arabs</b>	<p><b>( حديقة الحيوان ) The Zoo</b> -To use the new words in sentences. - To describe the zoo using adjectives. - To create a dialogue about the zoo. - To conjugate the new verbs with the pronouns in sentences. - To create a simple paragraph about the zoo.</p>	<p>In every lesson, we provide the students with new words With their meanings to help your child memorize and use in sentences of his/her own. -Ask your child to speak about his favourite animals. -Ask your child to describe the zoo, which he visited before. -Ask your child to describe the zoo. - Go through the links on the Arabic YouTube channel so that you can help your child learn more at home about the topic.</p>	<p><a href="#">Animals in Arabic</a> <a href="#">The most common Adjectives in Arabic</a> <a href="#">Courses for Learning Arabic</a> <a href="#">I Read Arabic</a> <a href="#">Arabic and Islamic YouTube Channel</a></p>
<b>Islamic for Arabs</b>	<p><b>الصادق الأمين</b> أن يعدد التلميذ صفات الرسول صلى الله عليه وسلم أن يدلل التلميذ على فضل الصدق <b>فضل تلاوة القرآن الكريم</b> أن يستنتج التلميذ فضل تلاوة القرآن أن يعدد التلميذ آداب تلاوة القرآن <b>خير الأعمال في الإسلام</b> أن يوضح التلميذ المعنى الإجمالي للسورة أن يلتزم التلميذ آداب التلاوة</p>	<p><b>يشجع ولي الأمر التلميذ على:</b> تعلم الأمانة والصدق من خلال المواقف الحياتية. حثه على إلقاء السلام . حثه على الأعمال الصالحة. حثه على الالتزام بآداب التلاوة. يمكن لولي الأمر الدخول من خلال الرابط المرفق لموقع قناة اللغة العربية والتربية الإسلامية الخاص بمدرسة ونشستر ومتابعة التسجيلات الخاصة بالدروس ومشاركتها مع التلميذ وتدوين ما تعلمه في دفتره المدرسي.</p>	<p><a href="#">الصادق الأمين</a> <a href="#">فضل تلاوة القرآن</a> <a href="#">قناة اللغة العربية والتربية الإسلامية بمدرسة ونشستر</a></p>
<b>Islamic for Non-Arabs</b>	<p><b>Lesson1: Surat al-Sharh</b> To explain the overall meaning of the Surah. To memorize the Surah <b>Lesson 2: I pray (1)</b> To explain the virtue of praying in Islam To perform al Fajr prayer correctly. To memorize the Tashahud.</p>	<p>Encourage your child to memorize Surat al-Sharh properly. Share with your child the meaning of the holy verses. Talk to your child about the importance and virtue of praying in Islam. Share the tashahud text with your child to memorize it Encourage your child to join you when praying and learn the steps of prayer.</p>	<p><a href="#">Surat Al-Sharh</a> <a href="#">How to Pray</a> <a href="#">Muslim Prayer - How to perform 2 Raka'at (2 Units) of prayer   Learning Arabic and Islamic YouTube Channel</a></p>



# The Winchester School

## Year 2 Family Learning Newsletter January- 2022



	<p><b>Lesson 3: I pray (2)</b> To explain the steps of prayer. To perform the 5 prayers correctly.</p>	<p>- Go through the links on the Arabic YouTube channel so that you can help your child learn more at home about the topic.</p>	
<p>Humanities History</p>	<p><b>History: Nurturing Nurses</b></p> <ul style="list-style-type: none"> <li>➤ Significant people</li> <li>➤ Florence Nightingale</li> </ul> <p><b>Vocabulary:</b> significant, important, famous, person, people, reason, nurse, Florence Nightingale, cared, nursed, supplies, hospital, Crimea, Crimean War, Scutari, soldiers, injured, government, problem, solution</p>	<p>Talk to your child about the significant people in their lives.</p> <p><b>Encourage</b> your child to give a reason explaining why they are important. For example; the people who look after them, the people who help them to learn new things or make them happy.</p> <p><b>Share</b> who Florence Nightingale was and what they think she might have done to be a significant person.</p>	 <p><b>Significant People</b> What makes people significant?</p>
<p>Geography</p>	<p><b>Geography: The United Kingdom</b></p> <ul style="list-style-type: none"> <li>➤ Welcome to the UK</li> <li>➤ Lets explore the UK</li> </ul> <p><b>Vocabulary:</b> The UK, United Kingdom, England, Scotland, Wales, Northern Ireland, Europe, seas, oceans, country, continent, capital city, map, equator, castle, harbour, beach, port, housing estate, motorway.</p>	<p>Talk to your child about the use of atlases and globes to locate the four countries of the UK and their capital cities.</p> <p><b>Share</b> with your child the national flags and emblems of each country of the UK.</p> <p><b>Encourage</b> your child to observe the aerial photographs of various geographical features in their local area landmarks or places.</p>	<p><a href="https://www.youtube.com/watch?v=3KaBA05V1II">https://www.youtube.com/watch?v=3KaBA05V1II</a></p> 



# The Winchester School

## Year 2 Family Learning Newsletter January- 2022



### UAE Social Studies

[The United Arab Emirates](#)  
[To explore the seven emirates of the UAE and the National flag.](#)

[Key Vocabulary: Abu Dhabi, Dubai, Sharjah, Umm Al Quwain, Ras Al Khaimah, Fujairah, Ajman, Al Ain](#)

[My UAE](#)  
[To explore the elements of national identity.](#)

[Key Vocabulary: National Day, celebrations](#)

[Birthdays](#)  
[To compare and contrast traditions in families.](#)

[Key Vocabulary: Celebrate, hospital, gathering, feast](#)

[Granddad's photo album](#)  
[To make connections between places and events to understand the past and present.](#)

[Key Vocabulary: Remember, past, transportation](#)

Talk to your child about the map of the UAE and the seven emirates, the important landmarks in these places, the colours of the UAE National Flag and the National Day celebrations in the UAE.

Encourage your child to label the seven emirates on the map and spell them correctly.  
 Share with your child pictures and videos of Sheikh Zayed.



Talk to your child about the importance of birthdays and how people learn about the past.



Encourage your child to compare and contrast traditions in families with different cultural backgrounds (e.g birthdays, religious ceremonies, etc). Create and exchange stories about yourselves and your families. Use terms that refer to time to compare events like before, after, etc.

### Landmarks in the seven emirates

<https://www.youtube.com/watch?v=fhRpNFhPQ7I>

### National Day celebrations

<https://www.expo2020dubai.com/en/whats-new/uae-national-day-expo-celebrates-collaborative-spirit>

### UAE past and present

<https://www.youtube.com/watch?v=M4efuCmcGU>

<https://www.youtube.com/watch?v=CN4s3oWeqJU>







# The Winchester School

## Year 2 Family Learning Newsletter January- 2022



<p><b>Physical Education</b></p>	<p><b><u>First Week:</u></b></p> <p><b><u>50 mtr Race, Hurdle Race and Obstacle Race:</u></b> During 50 mtr race the focus is on to develop the speed, During the hurdle race and obstacle race the focus is on to develop agility and speed.</p> <p><b><u>Second Week:</u></b></p> <p><b><u>Hula Hoop Race and Fun Race:</u></b> During Hula hoop race and fun race the focus is on to develop the agility and speed.</p> <p><b><u>Third Week:</u></b></p> <p><b><u>Sports Day:</u></b> During the sports day the focus in to develop the competitive attitude and promote sound health, safety and physical fitness.</p> <p><b><u>Fourth Week:</u></b></p> <p><b><u>Fun &amp; Games:</u></b></p>	<p><b><u>Talk and Encourage the children to do the following:</u></b></p> <ol style="list-style-type: none"> <li>1. 50 mtr race</li> <li>2. Hurdle race</li> <li>3. Obstacle race.</li> </ol> <p><b><u>Talk and Encourage the children to do the following:</u></b></p> <ol style="list-style-type: none"> <li>1. Hula Hoop Race</li> <li>2. Fun Race</li> </ol> <p><b><u>Talk and Encourage the children to do the following:</u></b></p> <ol style="list-style-type: none"> <li>1. 50 mtr race</li> <li>2. Hurdle race</li> <li>3. Obstacle race.</li> <li>4. Hula Hoop Race</li> <li>5. Fun Race.</li> </ol> <p><b><u>Talk and Encourage the children to do the following:</u></b></p> <ol style="list-style-type: none"> <li>1. Relay races.</li> <li>2. Animal races.</li> </ol>	<p><b><u>Useful sites:</u></b></p> <p><a href="http://www.pecentral.org">www.pecentral.org</a></p> <p><a href="https://www.youtube.com/watch?v=U03n0QXZZdM">https://www.youtube.com/watch?v=U03n0QXZZdM</a></p> <p><a href="https://www.youtube.com/watch?v=iweMT7zlm4o">https://www.youtube.com/watch?v=iweMT7zlm4o</a></p> <p><a href="http://www.pecentral.org">www.pecentral.org</a></p> <p><a href="https://www.youtube.com/watch?v=iweMT7zlm4o">https://www.youtube.com/watch?v=iweMT7zlm4o</a></p> <p><a href="http://www.pecentral.org">www.pecentral.org</a></p> <p><a href="https://www.youtube.com/watch?v=U03n0QXZZdM">https://www.youtube.com/watch?v=U03n0QXZZdM</a></p> <p><a href="https://www.youtube.com/watch?v=iweMT7zlm4o">https://www.youtube.com/watch?v=iweMT7zlm4o</a></p> <p><a href="http://www.pecentral.org">www.pecentral.org</a></p> <p><a href="https://www.youtube.com/watch?v=kYQ0AD5dUFg">https://www.youtube.com/watch?v=kYQ0AD5dUFg</a></p>
----------------------------------	--	---	--



# The Winchester School

## Year 2 Family Learning Newsletter January- 2022



	During the fun & games activities the focus is on to develop the physical fitness and make them enjoy.	Dance	<a href="https://www.youtube.com/watch?v=CT86DI442jA">https://www.youtube.com/watch?v=CT86DI442jA</a>
Music Year02 (Sunil)	Read and play Musical notes with the help some words (Bee, Glow- worm, Butterfly and caterpillar)	Let the Children play the rhythm with the help of words by clapping (Bee, Glow- worm, Butterfly and caterpillar) Ask the child to read and play the musical notes without the word support	
Music Year02 (Joyson)	<ul style="list-style-type: none"> <li>•Learning musical notes, recite and sing DO, RE, MI, FA, SO, LA, TI, DO.</li> <li>•Improving children's confidence and musicality through singing actions songs.</li> </ul>	<ul style="list-style-type: none"> <li>•Let the children sing action songs at home.</li> <li>•Ask the child to perform the songs we learned in school.</li> </ul>	<ol style="list-style-type: none"> <li>1. Recite musical notes (<a href="#">22) Do Re Me - Sight Reading for Young Beginners - YouTube</a>)</li> <li>2. Action song (<a href="#">22) The Tofa Tafa Song   The BEST Action Song for Children   Little Action Kids, 13 - YouTube</a>)</li> <li>3. (<a href="#">22) Roll Over the Ocean, Roll Over the Sea (Community Song with actions)   ESL Songs - YouTube</a>)</li> </ol>
Moral Education	<p>Topic: Caring for Ourselves</p> <ul style="list-style-type: none"> <li>➤ To understand what caring means and that it can take many different forms.</li> <li>➤ To suggest how behaving in a caring and honest manner so important.</li> </ul>	<p>Talk to your child about meaning of caring</p> <p>Share with your child about the importance of taking care about themselves</p> <p>Encourage your child to recognize the importance of care for others.</p>	<p><a href="#">Caring for ourselves</a></p> <p><a href="#">To understand the importance care for others</a></p>



# The Winchester School

## Year 2 Family Learning Newsletter January- 2022



	<p>Topic: Caring for others</p> <ul style="list-style-type: none"><li>➤ To Demonstrate care for others focusing on friends and family.</li></ul>		
<b>Computing and Thinking</b>	<p>To be able to create a presentation using MS Power point.</p> <p>To be able to insert a new slide and select the layout.</p> <p>To be able to apply the transition effects to a presentation.</p>	<p>Talk about the uses and importance of using a power point presentation highlighting what makes it unique.</p> <p><b>Encourage</b> them to create presentations about their favourite book, or movie or food.</p> <p>Let them <b>share</b> their work with you.</p>	<p><a href="#">Power point</a></p>