

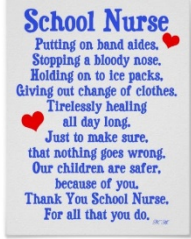

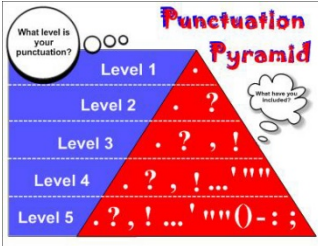




The Winchester School

Year 4 Family Learning News Letter – October 2021



Area of learning	Focus	Home activities/How can you help your child at home	Useful website
Literacy	<p>Moral Education link- Unit 1- Equality and Appreciation 1.5 Appreciation and Gratitude</p> <p>Students write poems to appreciate and express gratitude towards the important people who help them in their everyday life using expressive language.</p> <p>Spelling: Learning Objective</p> <ul style="list-style-type: none"> To recognise and spell suffixes ‘-ous’. To spell irregular tense changes. To recognise and spell the adventurous vocabulary used in the text   <ul style="list-style-type: none"> To use joined handwriting except where other special forms are required. To use basic punctuations to mark grammatical boundaries like commas and full stops are used to join and separate clauses; to identify in their writing which is more effective. 	<p>Discuss the importance of inculcating and following moral values.</p> <p>Encourage your child to appreciate the big and small things that is done for them and to them by any person in or outside school</p> <p>Create a card for people around you to appreciate their support to you.</p>   <p>Discuss that lots of adjectives can be formed by adding ‘-ous’, to nouns and verbs. While reading books encourage your child to make note of new words and their spellings especially by adding suffixes sensibly</p> <p>Encourage your child to search for spelling rules and apply these rules by adding ‘-ous’ to the following root words: ridicule, prosper, hazard, fame, courage.</p> <p>Encourage children to become aware of use of interesting adjectives in their writing: adventurous, bizarre, challenging, charismatic, fantasy, fantastic, imaginary</p> <p>Discuss the importance of using Punctuation marks and how it can be used in different ways.</p> <p>For example Commas can separate a list of actions. -"He hit the ball, dropped the bat, and ran to first base."</p> <p>Encourage them to make a sentence using the words from spelling list using suitable punctuation marks.</p>	<p>activity suffix ous</p> <p>spelling games ous</p> <p>Online punctuation games</p>  <p>Adjectives</p> <p>Online Grammar Games</p> <p>Punctuation Games</p> <p>Punctuations Games 1</p>


Grammar:



- To identify and use different types of conjunctions for meaning and purpose.
- To introduce children to fronted adverbials by highlighting when they are used in pieces of text or stories.
- To explore figurative language and use them in creating their own poem.



Fronted adverbials explain where, when or how something happened



<https://wordwall.net/en-gb/community/time-and-cause-conjunctions>

Discuss conjunctions and the importance of using them in writing. Encourage them to use them while speaking and creating sentences. Ask them the purpose of each type.

Encourage children to use fronted adverbials in their written work by demonstrating how a sentence they have written could have been changed by putting the adverbial at the front.

<https://www.learningstreet.co.uk/articles/what-are-fronted-adverbials/>

Which fronted adverbial?

Can you match the fronted adverbial to each sentence so they all make sense?

Gently,
Before I go to bed,
At last,
Suddenly,
At the park,
Every playtime

I clean my teeth.
The ground began to shake.
I lost my coat.
I play football.
She lifted the sleeping baby.
I reached the finish line.

Children might be given pieces of card with different parts of a sentence written on them, so that they can experiment with the different ways the

sentence could be put together.

It can also be a helpful exercise to give children a word mat of adverbials which are divided into different topics, and then ask them to use this to complete unfinished sentences. For example:

_____, there lived a mysterious creature.
_____, Natalie began to cry.
_____, he grabbed his bag and slammed the door.


Explore figurative language with your children. Encourage them to give you examples and list them. Ask them when and why do we use figurative language.

<https://www.bbc.co.uk/bitesize/articles/zxk7kty>

<https://www.turtlediary.com/games/c-onjunction.html>

<https://dictionary.cambridge.org/grammar/british-grammar/conjunctions-time>

[https://www.liveworksheets.com/wor/ksheets/en/English_as_a_Second_Language_\(ESL\)/Conjunctions](https://www.liveworksheets.com/wor/ksheets/en/English_as_a_Second_Language_(ESL)/Conjunctions)



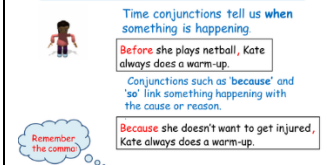
<https://www.theschoolrun.com/what-are-fronted-adverbials>

<https://www.youtube.com/watch?v=pCpJXDy0tb8>

<https://kidadl.com/articles/figurative-language-ks2-made-easy>

<https://www.youtube.com/watch?v=VQaxhxCn-4E>

Li: I can express time and cause using conjunctions



Text Level:

Unit 5: Non-Fiction (Diary)- Holiday Diary & Review Unit 1- Aladdin and the Genie (Fiction)

Unit 6- Fiction (Fable)- The Eagle and the Turtle.

Unit 7- Fiction- Classic- Cockadoodle- Doo- Mr Sultana!

Unit 2- Poetry- I Love Our Orange Tent

Listening Comprehension: Making Inferences.

Speaking: Why do the leaves on trees change colour in the fall?

Big Write Topics:

Informal Letter; Newspaper Report;

Hot Write

To explore the key elements of an Informal Letter.

To independently write an informal letter.

Newspaper Report:

- To analyse and identify the features of a recount text.
- To write a newspaper style report.

Writing: Cold Write- Writing Poems (based on the comprehension texts read from Collins Book)

Encourage your child to read Fiction and non-fiction both.

Story Telling: Become a story teller and ask questions related to characters, their feelings, different settings and the plot of the story.

Discuss the use of language by the author and check children's understanding of the language.

Ask questions with reference to the text.

Encourage them to suggest ideas for **creating** their own version of stories and create diary entries for themselves.

Students to read and infer from the texts mentioned.

Learn

When we read stories, watch films or TV shows, look at pictures or play video games, we use lots of different skills to work out what is happening. One of these skills is called **inference**.

Inferring is a bit like being a detective.

Refer to the rubric and the feedback given by the teacher.

Encourage students to up-level their writing applying the key elements and achieving the targets set.

SHARE the concepts of fact and opinion with your child. And identify examples for each in a newspaper report.

Cut out newspaper articles and highlight words and phrases that are based on facts and opinion.

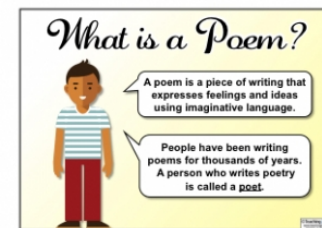
Encourage your child to use simile / metaphor/ personification to create their own poems.

<https://www.bbc.co.uk/bitesize/article/s/zn2djhv>

<http://www.read.gov/aesop/index.htm>
<https://www.studentuk.com/category/fable/>

<https://learnenglishkids.britishcouncil.org/category/skills/listening-viewing-comprehension>

<https://empoweredparents.co/8-games-to-improve-your-childs-listening-skills/>







<https://www.poetry4kids.com/lessons/poetry-writing-lessons/>



The Winchester School

Year 4 Family Learning News Letter – October 2021




Area of learning	Focus	Home activities/How can you help your child at home	Useful website
<p>Numeracy</p>	<p>To add and subtract three-digit numbers mentally.</p> <p>To work out sums and differences of multiples of 100 or 1000.</p> <p>To make and describe patterns by translating a shape.</p> 	<p>Talk and practice with your child adding and subtracting three-digit numbers mentally, work out sums and differences of multiples of 100 and 1000.</p> <p>Share with children different facts. Tell them we are a fact family. There are three members in our family, their names are 500, 400, and 900. We can do four things together --</p> <p>500 + 400 = 900 400 + 500 = 900 900 - 500 = 400 900 - 400 = 500</p> <p>Encourage your child to recognize patterns and strengthen their math skills. Raise your child's awareness of the patterns she/he encounters in everyday situations. Point out the repeating patterns in the fabrics of quilts and clothing, or on many items, from soccer balls and checkerboards to floor and ceiling tiles and brick walls.</p> <p>Challenge: You began reading a favourite book on Thursday. On Friday you read 10 more pages than on Thursday. You reach page 60. How many pages did you read on Thursday.</p> 	<p>Addition</p> <p>Addition Games</p> <p>Subtraction</p> <p>Pattern</p>  <p>I-Pad applications:</p> <p>Addition and Subtraction</p> <p>Click the link given above, click play, then select Addition and Subtraction and then start your game. All the best!</p> 



The Winchester School

Year 4 Family Learning News Letter – October 2021



Area for learning	Focus	Home activities/How can you help your child at home	Useful Websites/Apps
Science	<p>Teeth</p> <ul style="list-style-type: none"> To identify the different types of teeth and to explain their functions. To illustrate the structure of the tooth and to explain the functions. To know that animals have different kinds of teeth because they have different diets. To compare the teeth of carnivores and herbivores. <p>Teeth Investigation</p> <ul style="list-style-type: none"> Investigate the cause of tooth decay and understand the process. 	<p>Talk about observing different shapes of teeth in the oral cavity. Discuss about what a tooth could be made of.</p> <p>Share your own observations about different shapes of teeth in your mouth.</p> <p>Encourage them to explore the reasons of having different shapes of teeth in oral cavity. Encourage them to think about what happens when their tooth breaks.</p> <p>Talk about observing teeth of different animals and how they are different from other animals. Discuss about the diets of these animals and how their teeth help to chew their food.</p> <p>Share examples of animals that eat same kind of food.</p> <p>Encourage them to find similarities and differences between herbivores, carnivores and omnivores.</p> <p>Talk about the importance of teeth, types of teeth and the structure of a tooth.</p> <p>Share the right practices to care for your teeth.</p> <p>Encourage them to read about the effects aerated drinks, sweets and smoking have on teeth.</p>	<p>Teeth:</p> <p>Human teeth types</p> <p>Animal types by eating habits</p> <p>Teeth facts</p> <p>All about teeth</p> <p>Dental caries</p> <p>Treating cavities naturally</p>



The Winchester School

Year 4 Family Learning News Letter – October 2021



Area of Learning	Focus	Home activities/How can you help your child at home	Useful Websites and Vocabulary
<p>UAE Social Studies</p>	<p>1. Landforms</p> <p>2. Bodies of Water</p> <p>3. Natural resources – land and water</p> <p>4. Natural resources – other natural resources</p>	<p>Share with your child the different landforms and bodies of water they have visited during their holidays.</p> <p>Encourage your child to describe the landforms and bodies of water.</p> <p>Share with your child how these landforms and bodies of water are used.</p> <p>Talk about the natural resources of the earth, both landforms and bodies of water, how they affect people’s lives – the homes they build, the food they eat and the water they drink.</p> <p>Encourage your child to research the natural resources available in the world, their classification (renewable and non-renewable) and how they affect people’s lives.</p>	<p>https://www.youtube.com/watch?v=wQnCyCAF_BY Vocabulary: landform, mountain, valley, plain, desert, island</p> <p>https://www.youtube.com/watch?v=bNWuQD7QHbc Vocabulary: Ocean, lake, river, waterfall, oasis</p> <p>https://www.youtube.com/watch?v=tbYhplZtObA Vocabulary: natural resources, community and shelter</p> <p>https://www.youtube.com/watch?v=KEeH4EniM3E Vocabulary: soil, stone, minerals, coal.</p>



The Winchester School

Year 4 Family Learning News Letter – October 2021




Area of Learning	Focus	Home activities/How can you help your child at home	Useful Websites
Humanities History	The Roman Empire and its impact on Britain The invasions - Julius Caesar's attempted invasion in 55-54 BCE Romanization of Britain.	Share with your child who Julius Caesar was, where he came from, how he got to Britain and information about his invasion of Britain. Talk with your child about the impact Romans had on the development of Roads of Britain.	http://www.primaryhomeworkhelp.co.uk/Romans.html https://www.historylearningsite.co.uk/ancient-rome/roman-roads/



The Winchester School

Year 4 Family Learning News Letter – October 2021




Area of Learning	Focus	Home activities/How can you help your child at home	Useful Websites
Humanities Geography	<p>Geographical similarities and differences of a region in a European country and where we live in the context of comparing climates.</p> <p>Geographical similarities and differences of a region in a European country and where we live in the context of comparing towns and cities.</p>	<p>Talk to your child about the climate of Europe and how it is similar and different to that of your home country and the country you stay in.</p> <p>Encourage your child to research the languages spoken, landmarks, buildings, the main types of land use and the population in Europe.</p> <p>Share with your child the geographical vocabulary in these topics: climate, latitude, Arctic Circle, land use, residential industrial, business, retail, leisure, etc.</p>	<p>https://www.bbc.co.uk/bitesize/clips/zr7hyrd</p> <p>https://www.makemytrip.com/blog/most-famous-landmarks-europe</p> <p>https://www.eea.europa.eu/themes/landuse/intro#:~:text=Europe%20is%20one%20of%20the,that%20involve%20hard%20trade%20Doffs.</p>






The Winchester School

Year 4 Family Learning News Letter – October 2021



Area of learning	Focus	Home activities/How can you help your child at home	Useful websites
<p>Microsoft Sway</p> 	<p>Sway is an easy -to-use digital app for Creating and sharing interactive reports, presentations, personal stories, and more.</p> <p>Sway is web-based. It has a far better collaboration system than PowerPoint does. It allows more than one person to work on a presentation at the same time. Sharing is straightforward.</p>	<p>Organizing skill, Presentation skill, creativity.</p> <p>Encourage your child to make a Sway presentation on current topics or topics related to subjects.</p> <p>Create a newsletter for your class or any event at school or home.</p>	<p>https://sway.office.com/my</p> <p>https://support.microsoft.com/en-gb/office/create-in-sway-db30c63b-6548-456d-b0e2-9fcd68bfa7a0?ui=en-us&rs=en-gb&ad=gb</p> <p>https://www.youtube.com/watch?v=OrYYQvPiSk</p>



Area of learning	Focus	Home activities/How can you help your child at home	Useful websites
Physical Education	<p><u>Agility:</u></p> <p>Learn & Develop Agility movements. Students will be able to understand and do quick changes of direction.</p>  <p><u>Circuit Training:</u></p>	<p><u>Talk and Encourage the children to do the following:</u></p>  <p><u>Develop movement for ZIG ZAG, SINGLE & DOUBLE LEG HOP Exercises</u></p> <p><u>Practicing FEET TOGETHER ZIG ZAG & SIDE to SIDE HOPS</u></p> <p><u>Different types FOOTWORKS.</u></p> <p><u>Talk and Encourage the children to do the following:</u></p>	<p><u>Useful sites:</u></p> <p>https://www.youtube.com/watch?v=E64OqomwiaA</p> <p>https://www.youtube.com/watch?v=3J1tzl63b4</p> <p>https://www.youtube.com/watch?v=K-OgHiy_Yp8</p> <p><u>Useful sites:</u></p>

Learn & understand to develop endurance.
Students will be able to understand and do high-intensity interval training.



Yoga:

Learn and develop the yoga postures.
Students will be able to understand how to perform yoga postures and exercises.

**Circuit Workout
for Kids**

- 10 Jumping Jacks
- 15 Circles with the Hula Hoop
- 15-30 Seconds in Plank Position
- Downward Facing Dog
- Crab Walk
- Run for 30-seconds
- 15 Circles with the Hula Hoop
- Hop on One Foot
- Hop on the Other
- Run Up and Down Stairs
- Pull-ups or Play on Monkey Bars

Encouraging children to be take part in Circuit training Exercises. The key is to develop children to do the exercises in repeats and set of exercises with the limited time intervals.

Talk and Encourage the children to do the following:

<https://www.youtube.com/watch?v=97QFX3w1E4>
<https://www.youtube.com/watch?v=fF80zhIGYkA>
<https://www.youtube.com/watch?v=9qGXe-sjWg0>

Useful sites:

<https://www.youtube.com/watch?v=NxZQt-D8ARo>
<https://www.youtube.com/watch?v=A47zwWsjXgs>
https://www.youtube.com/watch?v=AP6Tn_SKaj8

Core Exercises:

Learn and develop the Core strength.
Students will be able to understand and do variety of exercises.



Encouraging children to do below Yoga poses:

Child pose, Cat pose, Cow pose, Cobra pose, downward facing dog pose, Halfway lift pose, Mountain pose, Forward bend pose.

Talk and Encourage the children to do the following:

Useful sites:

- <https://www.youtube.com/watch?v=YbMb9DFvarc>
- <https://www.youtube.com/watch?v=-0DuHnxnH14>
- <https://www.youtube.com/watch?v=i-pKCK5R7do>

Core
Strengthening
exercises for kids



[THE BEST CORE EXERCISES FOR KIDS AS BELOW:](#)

[Bridging.](#)

[Curl ups.](#)

[Crab walking.](#)

[Jumping rope.](#)

[Wheel barrow walking.](#)

[Plank.](#)

[Superman.](#)



The Winchester School

Year 4 Family Learning News Letter – October 2021




Area of learning	Focus	Home activities/How can you help your child at home	Useful websites
Music Year 04	<ul style="list-style-type: none">Improving children's confidence and musicality through singing actions songs and chanting rhymes.Improving on listening skills and recalling.	<ul style="list-style-type: none">Let the children sing action songs at home.Ask the child to perform the songs we learned in school.Help the child choose which other songs they know aside from the songs taught in school and let them invent their own singing actions.	https://www.timeout.com/new-york-kids/music/best-kids-songs



The Winchester School

Year 4 Family Learning News Letter – October 2021



Area of learning	Focus	Home activities/How can you help your child at home	Useful website
Arabic for Arabs	<p>الأقدام الطائفة أن يحدد التلميذ الفكرة الرئيسية والأدلة الداعمة . أن يحلل التلميذ بنية النصوص الأدبية وعناصرها الفنية . أن يضع التلميذ نهاية جديدة للقصة أن يقارن التلميذ بين حكايات من ثقافات مختلفة. أن يكون جمل نداء بـ(يا) محاكيًا النمط - أن ينشئ جملًا فعلية بسيطة . *هل تحلم الحيوانات: - أن يتعرف المفردات الجديدة في النص المعلوماتي . - أن يناقش آراء العلماء في مسألة أحلام الحيوانات وتصوره لها في المستقبل . - أن ينشئ جملًا اسمية بسيطة (المبتدأ – الخبر) . - أن يطرح المتعلم أسئلة عن الفكرة الرئيسية والفكر الفرعية في النص مبديًا رأيه في المضمون.</p>	<p>* قراءة إحدى القصص وتحديد عناصرها . * إعطاء الطالب الفرصة للبحث من خلال الشبكة المعلوماتية. * مساعدته في كيفية الإلقاء . * مساعدته في التمييز بين الشعر والنثر . * تشجيعه على استخدام أسلوب النداء . * يساعد ولي الأم التلميذ في توظيف الجملة الفعلية في جمل جديدة. يمكن لولي الأمر الدخول من خلال الرابط المرفق لموقع قناة اللغة العربية والتربية الإسلامية بمدرسة ونشستر ومتابعة التسجيلات الخاصة بالدروس ومشاركتها مع التلميذ وتدوين ما تعلمه في دفتره المدرسي.</p>	<p>منصة أقرأ بالعربية قناة اللغة العربية والتربية الإسلامية بمدرسة ونشستر</p>
Arabic for Non Arabs	<p>Leisure time 1-To learn about the different kinds of hobbies and sports. 2-To create sentences using the new vocabulary. 3-Some students will be able to create a short paragraph about their favourite hobbies and sports.</p>	<p>Encourage your child to memorize his/her new vocabulary about the new topic (the school)(Leisure time) from the Arabic notebook and textbook. Talk to your child about the school and his favourite hobbies. Ask your child about his opinion regarding his/her school. Go through the links on the Arabic and Islamic YouTube Channel so that you can help your child learn more at home about the topic.</p>	<p>LEARN ARABIC VERBS AND ADJECTIVES Learn Arabic Writing Learn about the school in Arabic Hobbies in Arabic I Read Arabic Arabic and Islamic YouTube Channel</p>

<p>Islamic for Arabs</p>	<p>سورة العلق</p> <p>أن يلتزم التلميذ آداب التلاوة أن يفسر التلميذ معاني المفردات القرآنية الجديدة أن يوضح التلميذ المعنى الإجمالي للسورة</p> <p>السيدة خديجة بنت خويلد</p> <p>أن يوضح التلميذ دور السيدة خديجة في خدمة الإسلام أن يصمم التلميذ بطاقة تعريفية للسيدة خديجة</p> <p>حسن الخلق</p> <p>أن يطل التلميذ بعض صور حسن الخلق أن يدلل التلميذ على حسن الخلق بآيات وأحاديث</p>	<p>يساعد ولي الأمر التلميذ في</p> <p>حفظ السورة مع التزام آداب التلاوة حثه على التحلي بالأخلاق الحسنة قولاً وفعلاً البحث عن أسماء يوم القيامة تعلم أسماء العشرة المبشرون بالجنة</p> <p>يمكن لولي الأمر الدخول من خلال الرابط المرفق لموقع قناة اللغة العربية والتربية الإسلامية الخاص بمدرسة ونشستر ومتابعة التسجيلات الخاصة بالدروس ومشاركتها مع التلميذ وتدوين ما تعلمه في دفتره المدرسي.</p>	<p>المصحف المعلم للأطفال - سورة - - العلق</p> <p>السيرة النبوية للأطفال قصة زواج النبي صلى الله عليه وسلم من السيدة خديجة</p> <p>- حسن الخلق قناة اللغة العربية والتربية الإسلامية بمدرسة ونشستر</p>
<p>Islamic for Non Arabs</p>	<p>Surat AL- Tariq. (1-17)</p> <p>1- To explain the vocabulary mentioned in the verses. 2- To determine the aspects of Allah's ability in the creation of man.</p> <p>Belief in angels. (Faith)</p> <p>1- To Infer that belief in angels is one of the pillars of faith. 2- To distinguish the names and attributes of some angels.</p> <p>Good character (Hadith)</p> <p>1. To explain the overall meaning of the noble hadith. 2. To infer the morals of the Muslim. 3. To list some of the morals of the Muslim.</p>	<p>1- Share your child that belief in angels is one of the pillars of faith. 2- Share with your child some of the names and attributes of some angels. 3- Share with your child the overall meaning of the noble hadith.</p> <p>Speak with your child about the morals of the Muslim Go through the links on the Arabic and Islamic YouTube channel so that you can help your child learn more at home about the topic</p>	<p>SURAT AL-TARIQ</p> <p>Arabic and Islamic YouTube Channel</p>