





The Winchester School

Family Learning Newsletter-Year 5-October 2021




Area of learning	Focus	Home activities/How can you help your child at home	Useful website																																		
Literacy	<p>Spelling:</p> <ul style="list-style-type: none"> To add the suffixes: cious, tious: Suffixes To add suffixes beginning with vowels to words ending in -fer <p>Punctuation:</p> <ul style="list-style-type: none"> To differentiate between common punctuation marks: commas, hyphens, punctuating bulleted list. To demonstrate an understanding of punctuations through correct usage.  <p>Grammar:</p> <ul style="list-style-type: none"> Formal and Informal Language Relative Clauses Adverbs & modal verbs Sentence Structure & Paragraphs 	<p>Discuss the meanings of suffix to your child and encourage the child to use suffixes and write sentences.</p> <p>Talk and encourage the children to do the following: Discuss the rules for different spellings as mentioned in the FLN.</p> <table border="1" data-bbox="804 619 1541 959"> <thead> <tr> <th colspan="4" style="background-color: #4a7ebb; color: white; text-align: center;">SUFFIXES IN ENGLISH</th> </tr> <tr> <th style="background-color: #e67e22; color: white;">-ious/-ous (Characterised by)</th> <th style="background-color: #e67e22; color: white;">-age (Action/ process)</th> <th style="background-color: #e67e22; color: white;">-al (Pertaining to)</th> <th style="background-color: #e67e22; color: white;">-wise (In relation to)</th> </tr> </thead> <tbody> <tr> <td style="background-color: #f1c40f;">Pious Jealous Religious Ridiculous</td> <td style="background-color: #f1c40f;">Drainage Orphanage Marriage Salvage Outage</td> <td style="background-color: #f1c40f;">Fictional Regional Musical Accidental Logical</td> <td style="background-color: #f1c40f;">Otherwise Likewise Clockwise Weatherwise Crosswise</td> </tr> <tr> <th style="background-color: #2980b9; color: white;">-ity/-ty (Quality of)</th> <th style="background-color: #27ae60; color: white;">-ment (Condition)</th> <th style="background-color: #8e44ad; color: white;">-ness (State of being)</th> <th style="background-color: #8e44ad; color: white;">-ship (Position held)</th> </tr> <tr> <td style="background-color: #f1c40f;">Extremity Validity Enormity</td> <td style="background-color: #f1c40f;">Enchantment Argument Achievement</td> <td style="background-color: #f1c40f;">Heaviness Highness Sickness</td> <td style="background-color: #f1c40f;">Friendship Hardship Internship</td> </tr> </tbody> </table> <p>Elicit examples from children.</p> <p>While reading books encourage your child to make note of new words and their spellings especially by adding the suffixes sensibly.</p> <p>Gather more information about Commas, hyphens and Colons using the following documents.</p> <table border="1" data-bbox="992 1270 1361 1525"> <thead> <tr> <th style="background-color: #f1c40f;">Informal</th> <th style="background-color: #f1c40f;">Formal</th> </tr> </thead> <tbody> <tr> <td style="background-color: #f1c40f;">help</td> <td style="background-color: #f1c40f;">assist</td> </tr> <tr> <td style="background-color: #f1c40f;">start</td> <td style="background-color: #f1c40f;">commence</td> </tr> <tr> <td style="background-color: #f1c40f;">mad</td> <td style="background-color: #f1c40f;">insane</td> </tr> <tr> <td style="background-color: #f1c40f;">go up</td> <td style="background-color: #f1c40f;">increase</td> </tr> <tr> <td style="background-color: #f1c40f;">tough</td> <td style="background-color: #f1c40f;">difficult</td> </tr> <tr> <td style="background-color: #f1c40f;">book</td> <td style="background-color: #f1c40f;">reserve</td> </tr> </tbody> </table>	SUFFIXES IN ENGLISH				-ious/-ous (Characterised by)	-age (Action/ process)	-al (Pertaining to)	-wise (In relation to)	Pious Jealous Religious Ridiculous	Drainage Orphanage Marriage Salvage Outage	Fictional Regional Musical Accidental Logical	Otherwise Likewise Clockwise Weatherwise Crosswise	-ity/-ty (Quality of)	-ment (Condition)	-ness (State of being)	-ship (Position held)	Extremity Validity Enormity	Enchantment Argument Achievement	Heaviness Highness Sickness	Friendship Hardship Internship	Informal	Formal	help	assist	start	commence	mad	insane	go up	increase	tough	difficult	book	reserve	<p>https://study.com/academy/lesson/suffixes-lesson-for-kids-definition-examples.html</p> <p>https://wordwall.net/en-us/community/suffix-games</p> <p>https://www.funenglishgames.com/grammargames/punctuation.html</p> <p>(21) FORMAL vs INFORMAL LANGUAGE What's the difference? Learn with examples - YouTube</p>
SUFFIXES IN ENGLISH																																					
-ious/-ous (Characterised by)	-age (Action/ process)	-al (Pertaining to)	-wise (In relation to)																																		
Pious Jealous Religious Ridiculous	Drainage Orphanage Marriage Salvage Outage	Fictional Regional Musical Accidental Logical	Otherwise Likewise Clockwise Weatherwise Crosswise																																		
-ity/-ty (Quality of)	-ment (Condition)	-ness (State of being)	-ship (Position held)																																		
Extremity Validity Enormity	Enchantment Argument Achievement	Heaviness Highness Sickness	Friendship Hardship Internship																																		
Informal	Formal																																				
help	assist																																				
start	commence																																				
mad	insane																																				
go up	increase																																				
tough	difficult																																				
book	reserve																																				



The Winchester School

Family Learning Newsletter-Year 5-October 2021



Lesson objective:

- To explore and apply relative clauses in a sentence.
- To explore the use of adverbs and model verbs of possibility.
- To interpret the difference between formal and informal letters.
- To identify subject and predicate in a sentence and recognize different types of sentences.

Text Level:

Collins Pupil Bool 5: Comprehension Skills:

Reading Unit 4- book based activity (Cubs and Brownies to the Rescue (Newspaper Report))

Unit 5: Poetry: 'The Shark'

Lesson Objective:

- To define and explain the components of a newspaper report.
- To explore different types of texts and identify the features of a recount text.
- To create a new report using their personal experiences and by collecting information from reliable source.

Relative Clauses

It is used to give extra information about the nouns in the main clause, without starting another sentence. A **relative clause** starts with a relative pronoun.

who / that	Subject or object pronoun for people	That's the woman who bought my house.
which / that	Subject or object pronoun for ANIMALS or THINGS	The horse which Mary was riding is very friendly and beautiful.
where	Refers to a PLACE	We found the wood where I used to go.
when	Refers to a TIME expression	I will never forget the day when I graduated.
whose	POSSESSION for people, animals and things	The mother whose child is missing is very sad.

www.englishstudynere.com



Discuss the meaning of conservation, angler, voluntary, scheme, refuse and dispose. Talk about the different components of a newspaper report.

Together read and note down at least few features of newspaper report.



Useful sites for grammar:

Relative clause

[Relative clauses English as a Second Language \(ESL\) activity \(liveworksheets.com\)](https://www.liveworksheets.com)

Modal verbs

[Modal Verbs: Must, Should, Have to worksheet \(liveworksheets.com\)](https://www.liveworksheets.com)

Formal and Informal

[Formal and informal language worksheet \(liveworksheets.com\)](https://www.liveworksheets.com)

[\(21\) Saving Earth's Resources | How to Conserve Natural Resources: Water, Air, and Land | Kids Academy - YouTube](https://www.youtube.com/watch?v=...)

[\(21\) Creating a News Report - YouTube](https://www.youtube.com/watch?v=...)



The Winchester School

Family Learning Newsletter-Year 5-October 2021



- To infer and interpret the main idea from the comprehension.

Students to read and infer from the Novel: Matilda (Chapters 13 to 21)

- Evaluating Author's Purpose: To summarise the main events from the chapters read so far.
- To read a text/comprehension for a range of purposes.
- To read the explicit and implicit information from the given text.
- To draw inferences and collect facts that are accurate and justify records with evidences.
- To read books that are structured in different ways.
- To explore and identify the elements of a novel.

Writing: Big/Hot Write on Newspaper Report (based on the Novel/Text from Collins textbook)

Lesson Objective:

- To discuss and explore the elements and steps necessary to write an article for a newspaper.
- To apply the features and elements to write a newspaper report.

Discuss the different features of the newspaper report with your child.

Together read an article from the newspaper and try to annotate the different features of the newspaper.

Practice with your child how to write a recount using descriptive words.



Discuss the use of formal and informal language in speaking, reading and writing. As well as discuss the use of persuasive language and how effectively it can be used in communication to achieve desired result.

Together watch the link and discuss the use of formal and informal words and phrases.

Gather information and list out the difference between formal and informal writing.

Share ideas to deepen the understanding about the formal and informal language in talking and writing.

[Listen to Roald Dahl books online](#)

[Matilda Movie](#)

[\(21\) How to Write a News Report | Elements of Writing a News Report | Creating a News Report by Manjari - YouTube](#)

Useful Live worksheet

[Features of Newspaper Report worksheet \(liveworksheets.com\)](#)


[Writing a newspaper report - Year 6 - P7 - English - Home Learning with BBC Bitesize - BBC Bitesize](#)



The Winchester School

Family Learning Newsletter-Year 5-October 2021



Area of learning	Focus	Home activities/How can you help your child at home	Useful website
Numeracy	<ul style="list-style-type: none">To add and subtract whole numbers, including using formal written methods and add/subtract numbers mentally and solve addition and subtraction multi-step problems.To identify and explore the properties of 3D shapes.  <p>To identify and draw nets of 3-D shapes</p>	<ul style="list-style-type: none">Share and talk about the amount of money spent on a trip to a supermarket. Ask your child what is the actual cost of items? How does this compare to your estimate? When you pay for the items, will you get change back? Count the change with your child to make sure the change is correct.Encourage your child to relate solid shapes and real-life objects like by finding number of faces, edges and vertices. Ask your children to count the number of faces, edges and vertices of each object and make the correct choice. Let them have a look around the house you can spot that are cuboid shaped e.g. Shoebox, cereal boxes, cone - shape like ice cream. Extend it by further asking them to identify the 2Dshape within the 3 D shape.Encourage them to investigate the open shapes (net) of 3 D objects. Unfold a cardboard box, without showing your child the original box. Ask your child to imagine what the original box looked	<p>Addition /Subtraction</p> <p>addition and subtraction interactive</p> <p>addition and subtraction with money</p> <p>2D & 3D shapes</p> <p>properties of 2D and 3D shapes</p> <p>Nets of cube</p> <p>nets of 3D shapes</p>



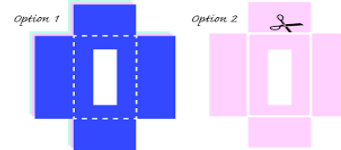
The Winchester School

Family Learning Newsletter-Year 5-October 2021



like. What shape will it be when it is put back together? How will the ends be?

E.g. You may open a tissue box, to see what it looks like.



Challenge Yourself!

Birthdays




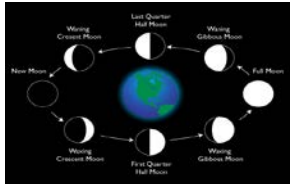

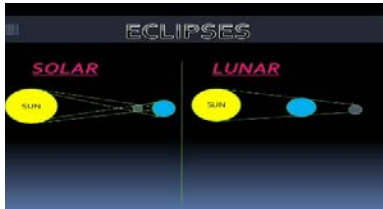
Mum and Paul are talking about birthdays. They take Paul's age and double it. Then they add 5. The answer is 35. Mum says this is her age. How old is Paul?



The Winchester School

Family Learning Newsletter-**Year 5-October 2021**



Area of learning	Focus	Home activities/How can you help your child at home	Useful websites
Science	<p>The Earth, The Sun and The Moon</p> <ul style="list-style-type: none"> Describe the movement of the Moon around the Earth and how the shape of moon appear to change during a month (Phases of the Moon). To explore the seasons caused by the tilt of the earth in its axis. Explain in terms of the rotation of the Earth. Why shadows change and the Sun appears to move across the sky during the course of the day? Explain the occurrence of Solar and Lunar eclipse. 	<p>Encourage A visit to a planetarium or observatory with your child.</p> <p>Share: Observe and recognize the change in appearance and shape of the moon during a month.</p> <p>Discuss: Find out some countries in the Southern hemisphere. Find out from a friend or relative living there (Southern hemisphere) what season they have when we have summer or winter.</p> <p>Encourage: Measure the length and note the direction of the shadow several times during the day from morning till sunset and make comparisons.</p> <p>Share: Look at a distant object like a building across the road and try to hide that building by keeping your hand or your finger tip.</p> <p>Observe what happens when the distance between your hand and your eyes changes,</p> <p>Share: Research and find date and time of the coming Solar and Lunar eclipse.</p>	<p>Phases Of Moon</p>  <p>seasons</p>  <p>Eclipse</p> 



The Winchester School

Focus Family Learning Newsletter-Year 5-October 2021

Useful Websites/Apps

Arabic for
Arabs

- النمر الأرقط
- أن يحدد التلميذ عناصر القصة .
أن يميز التلميذ بين الحوار الداخلي والحوار الخارجي .
أن يستنتج التلميذ أهمية الحرية للفرد والمجتمع .
- نشيد - صديقي
- أن يحدد التلميذ الفكرة الرئيسية بالنص
أن يستنتج التلميذ العلاقة بين التضاد والترادف بين الكلمات
أن يشرح التلميذ الأبيات بأسلوبه .
- التمييز بين الجملة والتركيب
- أن يميز التلميذ بين الجملة والتركيب .
أن يستخدم التلميذ جملاً وتراكيباً .
- حروف تلفظ ولا تكتب
- أن يكتب التلميذ كلمات بصرية تحوي حروف تلفظ ولا تكتب .
أن يصيغ التلميذ فقرة مستخدماً حروف تلفظ ولا تكتب .

- Activities
- قراءة القصة وتحديد الفكرة الرئيسية والأفكار الداعمة.
 - تحديد السمات الداخلية والسمات الخارجية لشخصيات القصة
 - التمييز بين الحوار الداخلي والحوار الخارجي
 - مساعدة التلميذ في تلخيص القصة وكتابة نهاية جديدة للقصة
 - مساعدة التلميذ في البحث عن لغويات النص بالمعجم المدرسي
 - مساعدة التلميذ في كتابة ملخص للقصة بأسلوبه.
- يمكن لولي الأمر الدخول من خلال الرابط المرفق لموقع قناة اللغة العربية والتربية الإسلامية الخاص بمدرسة ونشستر ومتابعة التسجيلات الخاصة بالدروس ومشاركتها مع التلميذ وتدوين ما تعلمه في دفتره المدرسي.

[التمييز بين الجملة والتركيب](#)

[منصة أقرأ بالعربية](#)

[قناة اللغة العربية والتربية الإسلامية](#)

[بمدرسة ونشستر](#)

Arabic for
Non - Arabs

Daily routine (الروتين اليومي)

- To describe the daily routine using verbs, time, and connectives in paragraphs.
- To analyse a text about the daily routine.

Happy occasions:

- To describe different happy events that you can celebrate (birthday- national day-wedding- success...)
- To use specific expressions and forms to write about a happy occasion.
- To design a letter or a card (invitation – congratulation – apology ...) about a happy event.
- To express his/her opinion in different happy events.
- To create a paragraph about the happy events.

- Encourage your child to memorize the new vocabulary from the Arabic notebook and the Arabic textbook.
- Encourage your child to use the vocabulary in sentences of his/her own.
- Ask your child to study the present and past tense in writing and speaking about the daily routine.
- Talk to your child about his plans at the weekend.
- Go through the links on the Arabic and Islamic YouTube channel so that you can help your child learn more at home about the topic

[means of transport](#)

[My day in Arabic](#)

[DRINKS IN ARABIC](#)

[I Read Arabic](#)

[Arabic and Islamic YouTube Channel](#)



The Winchester School

Family Learning Newsletter-Year 5-October 2021




<p>Islamic for Arabs</p>	<p>سورة الطارق أن يتلو التلميذ السورة تلاوة صحيحة . أن يستنتج التلميذ ما ترشد إليه الآيات.. المؤمن القوي أن يستنتج التلميذ ما يرشد إليه الحديث الشريف. أن يدلل التلميذ على صفات المؤمن القوي ان يوضح التلميذ أثر الصلة بالله على المؤمن القوي بدء الدعوة الإسلامية أن يحدد التلميذ بداية الدعوة الإسلامية. أن يستنتج التلميذ الدروس المستفادة من دعوة الرسول صلى الله عليه وسلم. أن يحدد التلميذ أوائل المسلمين .</p>	<p>مساعدة التلميذ في حفظ سورة الطارق من خلال الشبكة المعلوماتية . مساعدة التلميذ في البحث أدلة من القرآن والسنة توضح أهمية التحلي بالأخلاق الحسنة. تشجيع التلميذ على مشاهدة فيديوهات عن سيرة الرسول صلى الله عليه وسلم. يمكن لولي الأمر الدخول من خلال الرابط المرفق لموقع قناة اللغة العربية والتربية الإسلامية الخاص بمدرسة ونشستر ومتابعة التسجيلات الخاصة بالدروس ومشاركتها مع التلميذ وتدوين ما تعلمه في دفتره المدرسي.</p>	<p><u>سورة الطارق مكرره</u> <u>الصبر</u> <u>قناة اللغة العربية والتربية الإسلامية</u> <u>بمدرسة ونشستر</u></p>
<p>Islamic for Non – Arabs</p>	<p>Surat AL-Burouj. (1-15) To explain the vocabulary mentioned in the verses. To explain the story of the people of the ditch. To learn the reward of the believers and disbelievers on the Day of Judgement. Etiquette of entering of leaving a house. To learn the supplication of entering or leaving the house. To explain how to apply the etiquette of entering or leaving the house. The strong believer. To find out how can one be a strong believer who is beneficial to people. To explain the effect of good relation with Allah on believer's strength. To concluded the good deeds that help a Muslim to be strong believer.</p>	<ol style="list-style-type: none">1- Encourage your child to memorize Surat-AL-Burouj (Verses 1-15)2- Search with your child for the story of the people of the ditch.3- Search with your child for the Duua of entering and leaving the house and memorize them.4- Share your child how to apply those etiquette at home.5- Share with your child the general meaning of the hadith of the strong believer.6- Share your child how can one be a strong believer. <p>Go through the links on the Arabic and Islamic YouTube channel so that you can help your child learn more at home about the topic.</p>	<p><u>Surat Al-Burouj (The Mansions of the Stars)</u> <u>The strong believer (Hadith)</u> <u>Arabic and Islamic YouTube Channel</u></p>



The Winchester School

Family Learning Newsletter-**Year 5-October 2021**




Area of learning	Focus	Home activities/How can you help your child at home	Useful website
<p>Humanities</p> <p style="text-align: center;"><u>HISTORY</u></p> <p>Ancient Greece – a study of ancient Greek achievements and their influence on the world- Ancient Greek Olympics</p>	<p>To explore the Olympic Games- modern and ancient</p>	<p>Talk about the Olympic Games- when and where will the next Olympic Games be held? What will you be watching together?</p> <p>Share with your child appropriate information about the ancient Olympic Games, the reasons why they took place and the main features.</p> <p>Talk about the differences and similarities between the two.</p> <p>Share the similarities and differences between Greece and the U.A.E.</p> <p>Vocabulary: sprint, wrestling, boxing, long jump, javelin, discus, chariot racing, pentathlon, pankration.</p>	<p>www.ancientgreece.com</p>  <p>https://www.bbc.co.uk/bitesize/topics/z87tn39/articles/z36j7ty</p> <p>www.historyforkids.org</p> <p>https://www.ducksters.com/history/ancient_greek_olympics.php</p> <p>https://www.historyforkids.net/ancient-greek-olympics.html</p> <p>https://www.youtube.com/watch?v=VdHHus8lgYA</p>



The Winchester School

Family Learning Newsletter-Year 5-October 2021




<p><u>GEOGRAPHY</u></p> <p>North America</p>	<p>To explore the climates and biomes of different regions across North America.</p> <p>To identify physical and human geographical features of your local area.</p>	<p>Talk about the difference between weather and climate.</p> <p>Share the climate zones of North America.</p> <p>Encourage your child to research the climate groups, types and biomes of North America.</p> <p>Vocabulary: Climate zone, climate, polar, arctic, temperate, tropical, subtropical, latitude, Koppen system.</p> <p>Talk about the features of human geography and physical geography.</p> <p>Encourage your child to create a map of your local area.</p> <p>Vocabulary: Physical geography, human geography, settlement, economy, natural resources, river, lake, landscape, mountain, volcano, biome, vegetation belt, wildlife, flora, fauna, climate, water, fieldwork, measure, observe, record, map, sketch, graph.</p>	<p>https://www.youtube.com/watch?v=vH298zSCQzY</p> <p>https://kids.britannica.com/students/assembly/view/228159</p> <p>https://www.nationalgeographic.org/encyclopedia/koppen-climate-classification-system/</p>  <p>https://www.dubai-online.com/maps/</p> <p>https://korter.ae/discovery-gardens-dubai</p>
---	--	--	---



The Winchester School

Family Learning Newsletter-**Year 5-October 2021**








Area of learning	Focus	Home activities/How can you help your child at home	Useful website
<p>UAE SST Impact of Landforms and Climate on People</p> <p>Nature and Wildlife</p>	<p>To explore how landforms and climate determine the way we live.</p> <p>To explore the types of plants and animals in different climate zones.</p>	<p>Talk with your child about the impact of landforms and climate on our choice of food, clothing and shelter. Encourage your child to construct a house using material shown in the video and test it for climate resistance. Vocabulary: landforms, impact, hut, thatched roof, igloo</p> <p>Talk with your child about the plants and animals they see in the UAE. Encourage your child to research various types of plants and animals in different climate zones. Encourage your child to stick or draw pictures of animals living in different climate zones. Vocabulary: rainforest, arid, vegetation, walrus, Antarctica</p>	<p>https://youtu.be/CzEzUzZYt-8</p> <p>https://youtu.be/zepX_NsXL84</p> <p>https://www.nationalgeographic.org/article/all-about-climate/</p>
<p>Climate Changes</p>	<p>To explore climate changes and the concept of the greenhouse effect.</p>	<p>Talk with your child about climate changes and how humans contribute to the pollution. Share information about the greenhouse effect Encourage your child to participate in activities that can help reduce the effect of global warming. Vocabulary: climate change, greenhouse effect, pollution, sediment and ice core, magnetic field</p>	<p>https://www.youtube.com/watch?v=nFJ_0JrKAWs</p> <p>https://www.youtube.com/watch?v=DqYSrcSLm5Y</p> <p>https://www.climatetypesforkids.com/arid-climate</p> <p>https://www.youtube.com/watch?v=hY3sa68hpM8</p> <p>https://www.youtube.com/watch?v=Sv7OHfpIRfU&t=27s</p> <p>https://www.youtube.com/watch?v=IJoAcD0oUww</p>



The Winchester School

Family Learning Newsletter-Year 5-October 2021




Area of learning	Focus	Activities	Useful websites
French	<p>Unit 1:</p>  <ul style="list-style-type: none"> - To ask and answer to the question " Quel âge as-tu?" - To describe where do you live. - To conjugate "er" regular verbs in Present tense. 	<div style="display: flex; align-items: center; margin-bottom: 20px;">  <div style="border: 1px solid green; padding: 5px; margin-left: 10px;">Talk</div> </div> <p>Ask your child to create a conversation to present themselves in French.</p> <div style="display: flex; align-items: center; margin-bottom: 20px;">  <div style="border: 1px solid blue; padding: 5px; margin-left: 10px;">Share</div> </div> <ul style="list-style-type: none"> • Create a presentation or poster to introduce yourself in French (name, age, birthday, where do you live) and share it with your parents. <div style="display: flex; align-items: center; margin-bottom: 20px;">  <div style="border: 1px solid orange; padding: 5px; margin-left: 10px;">Encourage</div> </div> <p>Students to keep exploring the links given.</p>	<p>https://www.youtube.com/watch?v=RyDdP9GZLao</p> <p>https://www.youtube.com/watch?v=OhSSwiimyPc</p> <p>https://www.youtube.com/watch?v=5DarS8y_zrM</p> <p>https://quizlet.com/151581961/equipe-nouvelle-1-unit-1-vocabulaire-flash-cards/</p> <p>https://quizlet.com/151581961/gravity</p> <p>https://quizlet.com/151581961/match</p>



The Winchester School

Family Learning Newsletter-Year 5-October 2021



AREA OF LEARNING	FOCUS	HOME ACTIVITIES/HOW CAN YOU HELP YOUR CHILD AT HOME	USEFUL WEBSITES
<p>Physical Education Activity -1</p>  <p>Activity -2</p>	<p>Physical Fitness: Core exercise</p> <p>Any exercise that involves the use of your abdominal and back muscles in coordinated fashion counts as a core exercise.</p> <p>For example, using free weights in a manner that involves maintaining a stable trunk can train and strengthen several of your muscles, including your core muscles.</p> <p><u>Dance activity</u></p> <p><i>Dance refer to exercises that link strength with speed of movement to produce power and were first known simply as “ Co ordination training.”</i></p>	<p><u>Talk and Encourage the children to do the following:</u></p> <p><u>Proper warm up</u></p> <ul style="list-style-type: none"> • Hip rotation • Arm rotations • Slow jogging on the spot • Alternate toe touch <p>Plank Leg raises Crisscross Side plank Hip raise <u>Cooldown</u></p> <p><u>Talk and Encourage the children to do the following:</u></p> <p><u>Proper warm up</u></p> <ul style="list-style-type: none"> • Tuck jump • Depth jump • Star jump • Broad jump • Jumping jacks <p><u>Cool down</u></p>	<p><u>Useful sites:</u></p> <p>Link1: https://www.youtube.com/watch?v=iYoQc77CRQs</p> <p>Link2: https://www.youtube.com/watch?v=H0c-4nZjIWQ</p> <p>Link1: https://www.acsm.org/docs/default-source/files-for-resource-library/smb-plyometric-training-for-children-and-adolescents.pdf?sfvrsn=fcc67055_2</p>



The Winchester School

Family Learning Newsletter-Year 5-October 2021



Activity -3

Basic yoga for Strength
Yoga has innumerable benefits to offer. Let your kid start with the **basic** poses and realize the beauty of this practice. There are different styles of **yoga**, including body postures, breathing exercises, and meditation.

Talk and Encourage the children to do the following:

Proper warm up

- Bridge Pose (Setu Bandha Sarvangasana)
- Tree Pose (Vrksasana)
- Cobra Pose (Bhujangasana)
- Cat Pose (Marjaryasana)
- Bow Pose (Dhanurasana)
- Frog Pose (Mandukasana)
- Butterfly Pose (Baddha Konasana)

Cooldown

Link 1;
https://www.momjunction.com/articles/easy-and-effective-yoga-poses-for-your-kids_00377906/

Link 2:
<https://www.youtube.com/watch?v=X655B4ISakg>

Activity -4



Physical Fitness: Kick boxing

Focus is on to assess their Physical fitness abilities in endurance, flexibility, coordination, strength, balance etc.

Talk and Encourage the children to do the following:

- One hand strike**
- Two hand strike**
- Strike with one leg**
- Jump and Striking**
- Tapping with right and left hand**
- Tapping with alternate hand**

Link 1 :
https://youtu.be/43pgc7v6_2o





The Winchester School

Family Learning Newsletter-**Year 5-October 2021**






Area of learning	Focus	Activities	Useful websites
Music Year05 (Sunil)	Learning how to play the song "Havana" on recorder	<ul style="list-style-type: none">Let the child practice at home, even though there will be squeaking. Be an audience and check if the child is holding the recorder properly.	
Music Year05 (Kiko)	Improving children's confidence and musicality through singing actions songs and chanting rhymes. Improving on listening skills and recalling.	<ul style="list-style-type: none">Let the children sing action songs at home.Ask the child to perform the songs we learned in school.Help the child choose which other songs they know aside from the songs taught in school and let them invent their own singing actions.	https://www.timeout.com/new-york-kids/music/best-kids-songs



The Winchester School

Family Learning Newsletter-Year 5-October 2021







Area of learning	Focus	Activities	Useful websites
ICT	<p>TOPIC: SpreadSheets</p> <p>LEARNING OBJECTIVES:</p> <ul style="list-style-type: none"> To use a Spreadsheet to manage a business To work independently in MS Excel using Spreadsheet skills 	<ul style="list-style-type: none"> Discuss about different ideas for a business. Discuss about costs and Income Café: What recipes would you make? Choose a recipe you like? <ul style="list-style-type: none"> How much would it cost  to make this recipe? How many portions  would your recipe make? How much would you sell each portion for? Bead Jewellery: What jewellery would you make? Think of a design for a bracelet or necklace <ul style="list-style-type: none"> How much would the materials cost?  How long would it take to make? How much would you sell the jewellery for? 	<p>http://www.primaryresources.co.uk/ict/ict2.htm</p> <p>https://youtu.be/vX-ta61I5Cc</p> <p>https://www.tes.com/teaching-resource/excel-spreadsheet-build-up-activity-6289650</p> <p>http://www.bbc.co.uk/keyskills/it/level2/module4/1.shtml</p>



The Winchester School

Family Learning Newsletter-Year 5-October 2021




Area of learning	Focus	Home activities/How can you help your child at home	Useful websites
<p>ART</p>	<ul style="list-style-type: none">To explore the techniques of creating an optical art.  <ul style="list-style-type: none">To explore the techniques of sketching a still life art with colourful designs. 	<p>Share and talk about optical art and still life art.</p> <p>Encourage children to think about the specialities of optical art and still life art.</p> <p>Research on optical art and still life art and its impact on modern life.</p>	<p>https://www.youtube.com/watch?v=tpXtigVYogg https://www.youtube.com/watch?v=98OrhVDGIWA</p>  <p>https://www.youtube.com/watch?v=r_kqN9UJ3mQ&feature=youtu.be</p> 



The Winchester School

Family Learning Newsletter-**Year 5-October 2021**



Area of learning	Focus	Home activities/How can you help your child at home	Useful Websites
UAE Moral Education	<p data-bbox="349 571 790 603">Sympathy and Empathy in Deeds</p> <p data-bbox="349 691 869 799">To learn how sympathy and empathy in deeds can positively impact the lives of other people.</p>  <p data-bbox="349 1206 887 1390">Tolerance To learn the importance of tolerance and how we can avoid being victims and help others who have been victims of intolerance.</p>	<p data-bbox="913 576 1581 647">Talk with your family about how helping and caring for others make a difference in society.</p> <p data-bbox="913 703 1603 775">Share your experience when you were empathetic to someone who was upset.</p> <p data-bbox="913 823 1630 887">Encourage children to be empathetic towards others in school and at home.</p> <p data-bbox="913 1015 1563 1126">Talk with your child about the importance of accepting others for who they are and not being a victim of intolerance.</p> <p data-bbox="913 1222 1637 1374">Share your experience when you were tolerant or helped a victim of intolerance. Encourage your child to show tolerance towards others in school and at home.</p>	<p data-bbox="1680 520 2154 592">https://www.youtube.com/watch?v=ka5pSiyJ5ok</p> <p data-bbox="1680 1070 2154 1142">https://www.youtube.com/watch?v=Oq7co6auFAU</p>



The Winchester School

Family Learning Newsletter-Year 5-October 2021



Stereotyping

To understand and accept the uniqueness of others without being judgemental of their choices or perceptions.

Mapping my world

To demonstrate an awareness of the world and where one fits within it, ranging from immediate experience to community and country and be curious to find out more about the wider world.



Talk with your child about accepting the uniqueness of others without being judgemental about them
Share your experience of how you accepted and helped someone who was different from you.
Encourage your child not to stereotype others and accept them with their differences.

Talk with your child how exploring the world around us creates awareness and a sense of belongingness.

Share your experience when you contributed positively to your community.

Encourage your child to be curious to know more about the world and participate in school activities.

<https://www.youtube.com/watch?v=i1N81MB3EWs>

<https://www.youtube.com/watch?v=21keh7LS8K8>

<https://www.youtube.com/watch?v=UU5fsnv3G5g>