


Aim High Summer Holiday Programme

Year 1 moving to Year 2





Dear Parents,

In our continued endeavour to engage and enrich our students' learning we have developed the Aim High Summer Programme for your child to work on over the summer vacation. The aim of this programme is to keep students in '**learning mode**' so that they continue to make progress without any summer learning loss.

Our Aim high summer programme is designed to help students develop values like sustainability, tolerance, morals, values and character through integrated curriculum and community partnerships. This programme involves **Project Based Learning (PBL)** which is an approach to education that emphasizes hands on learning with real life implications and independent research skills to find a solution and present in different ways using variety of tools.

In Year 1, our students also had numerous opportunities that have enhanced their critical thinking, problem solving, innovation skills and helped develop their character, tolerance and moral values.

As your child is moving from Year 1 to Year 2, you can look at the Family Learning Newsletters for Year 2 and learn, in advance, about the learning modules, which will be covered in the coming academic year. Please find the below links for Family Learning Newsletter:

<https://www.thewinchesterschool.com/for-parents/family-learning-newsletters/>

These are also very useful for new parents. For example, if your child has completed Year 1 in another school, you can look over the **Family Learning Newsletter** for Year 1 and map your child's existing learning to what has been completed at The Winchester School, Jebel Ali thus avoiding any gaps. We hope you will be able to use all these valuable learning resources to support and enrich your child in reaching their full potential. The Winchester School deeply values '**Parents as Partners in Learning**'.

Wish you all a very happy and blessed holidays. Enjoy with family and friends.

The school will re-open for NEW students on Monday, 28th August 2023 and for all existing students from Tuesday, 29th August 2023.

Yours Sincerely,

Jaya Paliwal
Head of Primary

Aim High Summer Holiday Programme

In the Aim High Summer Holiday Programme , we have included activities that add an artistic or creative element to the learning. We have aligned these activities with the **Sustainable Development Goal 14(SDG 14) of Life Below Water**. These activities will promote research, enquiry, critical and analytical thinking, design thinking and problem solving. **STREAM** learning will happen naturally and students will develop **High Performance Learning Skills** as they do the designated activities; engage in discussions with friends and family members; establish links or connections with real life; examine outcomes; make corrections or further modification; research; play, explore and try new things.

Project - A Home for Everyone

Learning Objective: To investigate the role of the environment in maintaining suitable habitats for plants and animals.



Underwater Trouble

Problem: Nemo is a little fish who on her birthday, discovers that the ocean floor is no longer full of beautiful objects but full of garbage instead. Even worse, she gets stuck inside a plastic bag. Luckily, a girl finds her and rescued Nemo from the plastic bag.

Kaia, Nemo's friend, decided to clean up the polluted water and asked her friends to help her so Nemo's home can be beautiful again.



Can you help Kaia? Are you ready for the challenge?



1 – ENGAGE

Kaia and her friends went to the beach side or and helped Nemo, to clean the surroundings. They collected some recyclable items that were polluting the ocean habitat. Example: Plastic bags/bottles, Juice bottles/can, chips packets, disposable cups/plates, and other reusable materials.


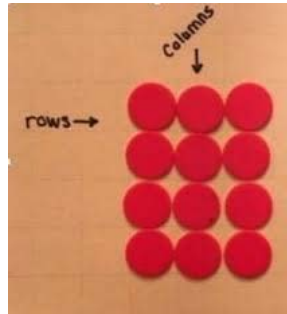

Now sort these recyclable items/objects into different groups and represent your data in the form of a tally chart and block graph. Challenge yourself to create questions based on the items you have collected.

Sustainable objects	Number of objects collected
Plastic bag	20
Plastic bottles	15
Juice bottle	11
Disposable cups	13
cans	8

[illegible]

Be as creative as you can: You can represent the data virtually using MS Word tools.

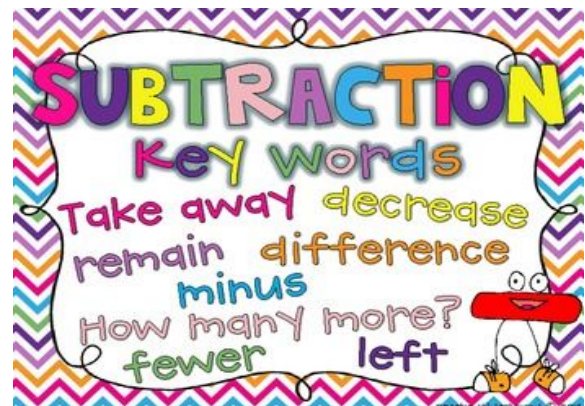
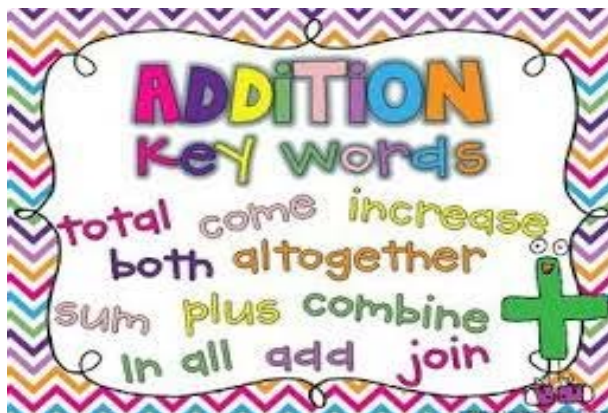
Represent it using pebbles, shells or any recyclable objects like bottle caps, buttons, etc.



Click a photograph of your work and upload it on the padlet link below. Don't forget to mention your name and section

Statistics


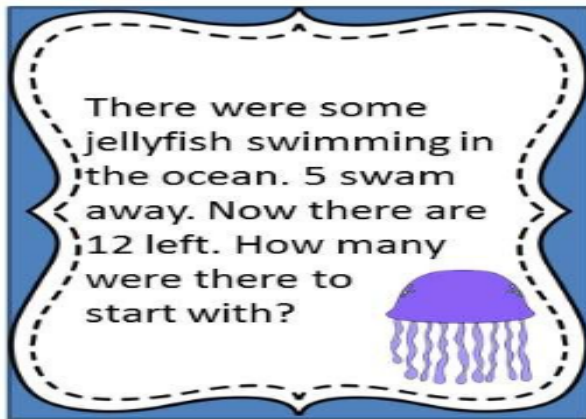
Based on ocean/ life underwater create story sums of your own involving addition and subtraction. Remember to use different vocabulary in your word problems.



Let's collaborate










Post your world problems on life under water and upload them on the link below. Let your friends attempt to answer them.

Word Problems



Super Challenge: (Optional)

Calculate the value of each of these recyclable objects and solve the number sentence.

	+		=	<div>18</div>		
	+		=	<div>16</div>		
	+		=	<div>14</div>		
	+		+		=	<div></div>

Useful links:

Use the links given below to practice your times tables-

<http://www.topmarks.co.uk/maths-games/hit-the-button>

<http://www.timestables.me.uk/>

<https://www.ixl.com/math/grade-2>



2 – EXPLORE

Human and Physical Geography

Explore different physical features (river, sea, ocean, lake, pond, stream etc.)



Research Work

Inspect different physical features including rivers, lakes, seas, oceans, ponds, streams, waterfalls, wetlands etc. Write a report on how they are being polluted and its effect on plant and animal life. You can present your findings in the form of a report which is

- Organized
- easy to follow
- sufficient in detail

Planning Your Report	
Title	
Introduction	What is the report about?
Sub-heading	Add interesting facts and information below.
Sub-heading	Add interesting facts and information below.
Picture/Diagram	Add a picture or labelled diagram.

- includes interesting notes from research.

Make comparisons between them (river, lake, sea, oceans, ponds, stream, waterfall, wetland etc.)

- Which animals and plants live in oceans and seas?
- Why do these animals and plants choose to live there?


Useful links:

Use the links below to find out about the different water bodies around the world-

<https://www.youtube.com/watch?v=bNWuQD7QHBc>

<https://www.youtube.com/watch?v=4Q8dL8RtQM0&pp=ygUkY29uc2VydmUgd2F0ZXIYm9kaWVzIGJlaW5nIHVvGx1dGVk>

<https://www.youtube.com/watch?v=2nCp5yvfOKQ>



3 – EXPLAIN



Based on your visit to the beach cleaning campaign experience, write a letter to your friend informing him/her about the bad condition of the beach and how you contributed to restore the marine life. Remember to include the features of letter writing as stated below.

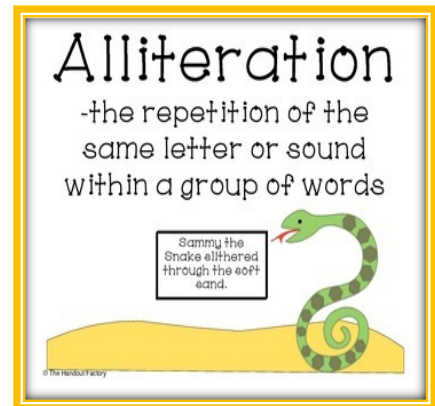
Features:

- Sender's address
- Date
- Appropriate greeting
- An introduction
- Chatty, informal expression and style?
- Conclusion
- Complementary close
- Signature/sender's name



Use the checklist to help you evaluate your work.

Did I?	Yes	Sometime	I will try next time
Write the sender's address.			
Write the date			
Write an informal greeting.			
Write an introduction			
Add enough details in the letter body.			
Write a conclusion			
Signature			

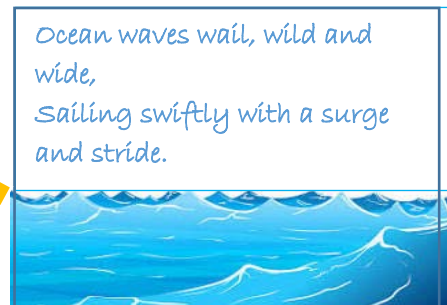


4 – EXTEND

It's time to be creative!

All Amazing Alliterations!

Now, it's time you put your creative caps on and use some **funny alliteration** to **describe** different **physical features** like **oceans, rivers, ponds etc.** and their **inhabitants**, for example:



She sells sea-shells on the
sea-shore. The shells she
sells are sea-shells, I'm sure.



Super Challenge (optional)

Create a Poem



Awaken that little poet in you, and pen
down
a short poem on any marine creature of
your choice.

Remember to include the following
features

of a poem:

- Rhyme
- Alliteration

In the ocean's realm, so deep and wide,
Lives a creature with fins by its side.
It's the friendly dolphin, full of delight,
Bringing joy and wonder, morning to




5 – EVALUATE

It is time to Plan a suitable sustainable ocean habitat!

Things to ponder upon and include in your planning:

- Animals you would like to have in your ocean habitat.
- Factors suitable to meet the needs of your animals and plants





It's time to Reflect!

Present: Reflect on all that you have done to create an environment suitable for under water plants and animals.

Share your thoughts with your class when you present your project.

I wonder: Now look at the statements below and based on the knowledge that you have gained, write down your hypothesis.

- ✓ Can fishes stay alive in a desert of UAE? Give reasons to support your answer.
- ✓ Can we change the habitat of a sea turtle from ocean to the pond? Give reasons to support your answer.
- ✓ What kind of plants can survive under water? Give reasons to support your answer.
- ✓ What are the necessary things I should provide to the animals and plants under water to help them survive there?

Reading Time

Online Reading for Fun: Since you have a long holiday, you can utilize some time to read! Reading can:

- ✓ Expand your vocabulary.
- ✓ Teach you new sentence structures.
- ✓ Improve your spelling.
- ✓ Take you to new places!



Here are the steps to access a wide online library: Just click on the link given below and dive into the world of stories - <https://home.oxfordowl.co.uk/>

You can also access the stories by clicking the link and following the guidelines below:
<https://www.oxfordowl.co.uk/login?active-tab=students>

Additional Reading: We also recommend the books below. **The books are not mandatory**, but only suggestions. The important thing is to keep reading as a daily practice. 😊

- 1- The Smartest Giant in Town – By Julia Donaldson
- 2- Stick Man- By Julia Donaldson
- 3- Flamingo Plays Pingo – By Russell Punter & David Semple
- 4- Skunks in Trunks by Russell Punter & David Semple

Hand-Writing Practice

A neat and eligible hand writing makes a great first impression. Use the summer to work on your hand writing.

Kindly follow the link to a wide range of resources on hand writing.

[Hand-Writing Resources.](#)

Cursive hand writing is not mandatory. Only if you see that your child is confident in writing block letters, you may experiment with cursive hand writing.

Challenge: Now follow the link. Choose one task to complete in your best handwriting.

[Hand-Writing-Creative Writing Challenge](#)

Read and Spell

Below is a list of words mark along with your child the words that he/she can read and spell. Ensure that your child is able to spell maximum words. Write in your best hand-writing.

Word	Read	Spell	Word	Read	Spell
water			take		
away			thought		
good			dog		
want			well		
over			find		
how			more		
did			I'll		
man			round		
going			tree		
where			magic		
would			shouted		
took			other		

think			fox		
home			through		
who			way		
didn't			been		
ran			stop		
know			must		
bear			red		
can't			door		
again			right		
cat			sea		
long			these		
things			began		
new			boy		
after			animals		
wanted			never		
eat			next		
everyone			first		
our			work		
two			lots		
has			need		
yes			that's		
play			baby		
fish			because		
gave			even		
mouse			am		
something			before		
bed			gran		
may			clothes		
still			tell		
found			key		
live			fun		
say			place		
soon			mother		
night			sat		
narrator			boat		
small			window		
car			sleep		
couldn't			feet		
three			morning		
head			queen		

town			book		
I've			its		
around			green		
every			different		
garden			let		
fast			girl		
only			which		
many			inside		
laughed			run		
let's			any		
much			under		
suddenly			hat		
told			snow		
another			air		
great			trees		
why			bad		
cried			tea		
keep			top		
			eyes		
room					
last			fell		
jumped			friends		
box			miss		
dark			most		
grandad			cold		
there's			park		
looking			lived		
end			birds		
than			duck		
best			horse		
better			rabbit		
hot			white		
sun			coming		
across			he's		
gone			river		
hard			liked		
floppy			giant		
really			looks		
wind			use		
wish			along		

once			dragon		
please			pulled		
thing			we're		
stopped			fly		
ever			grow		

Times Table

Use the links given below to practice your times tables

<http://www.topmarks.co.uk/maths-games/hit-the-button>

<http://www.timestables.me.uk/>

<https://www.ixl.com/math/grade-2>

Handwriting


<https://primaryleap.co.uk/primary-resources/2491/year-1/literacy/handwriting-skills/handwriting-5>

<https://www.k5learning.com/cursive-writing-worksheets/cursive-letters>

<https://www.k5learning.com/cursive-writing-worksheets/cursive-alphabet>

<https://www.k5learning.com/cursive-writing-worksheets/cursive-letter-joins>

Cursive Writing Worksheets: "A" words



Trace and write the words:

unt unt

also also

apple apple

anchor anchor

anger anger

ankle ankle

Asia Asia

Arabic for Arabs

القراءة

أ- من خلال منصة عصافير اقرأ القصص التالية ثم :

-حدد كلمات بها مقطع ساكن .

-كلمات بها حرف مشدد .

-كلمات بها لام شمسية ولام قمرية .

-كلمات بها حرف مد.



أضغط هنا



أضغط هنا



أضغط هنا

ثانيا الكتابة

قم بمسح الكود أو الضغط على الرابط أدناه ثم اختر مهمة من المهمات التالية :



أضغط هنا



أضغط هنا



أضغط هنا

1-اكتب فقرة بسيطة عن المدرسة .

2- اكتب فقرة بسيطة عن حيوانك المفضل .

امسح الرمز التالي أو اضغط على الصورة المرفقة ؛ لتستمع إلى القصة المرفقة ثم قم بكتابة بعض الصفات للشخصيات الموجودة في القصة.



رابعاً : التحدث

اختر مهمة من المهام التالية وسجل فيديو عنها.

- 1 - سجل حوارًا مع والديك عن الأنشطة التي قمت بها خلال الإجازة.
 - 2- تحدث عن الأماكن التي قمت بزيارتها خلال العطلة الصيفية .
 - 3- تحدث عن أهم الهوايات التي تمارسها خلال العطلة الصيفية
- يمكن أن ترفق الفيديو بعد مسح الرمز التالي أو اضغط على الرابط التالي

https://padlet.com/hebae1_win/padlet-k2eow7m68h5vrvyk



8-9-

أضغط هنا



Arabic for Non - Arabs

Reading:

Choose one of the following tasks

- 1- Scan the QR codes or click on the icons bellow to read the story then write down the new vocabulary you have learned.



- 2- Scan the QR codes or click on the icons bellow to read the story then record videos showing you reading the story.



Listening:

Choose one of the following tasks

- 1- Scan the QR code or click on the icons bellow to listen to the song and repeat it



2- Scan the QR code or click on the icons bellow to watch the videos then design posters related to the topics



3- Speaking

Choose one of the following tasks

1- Record videos speaking about the given topics (the home – parts of th



Scan the QR codes or click on the icons bellow to know more before recording your videos



2-Record videos with one of your family members teaching them Arabic

Note: You can teach them something related the school topics or record any dialogue in Arabic. Upload your recording through the given link below:

[Year 2 Arabic for non-Arabs](#)

Writing:

Choose one of the following tasks

- 1- Design a poster in Arabic about (School – Family – Fruits)
- 2- Write short sentences about your Home
- 3- Design a model for one of the following topics and label the different areas along with few sentences to describe them (School – Home)



Islamic Education for Arabs

المحور	الأسئلة
القرآن الكريم	<p>استمع إلى سورة العصر ثم صمم بطاقات للأعمال الصالحة</p>  <p>استمع إلى سورة القدر ثم صمم بطاقات عن أعمال المسلم في ليلة القدر</p> 
الأدعية والاذكار	<p>استمع إلى الأذكار وقم بحفظها حفظاً جيداً</p>   
القيم والأداب	<p>استمع ، ثم صمم خريطة ذهنية لحقوق الجار</p>  <p>استمع ، إلى آداب الطعام ثم صمم بطاقات عن آداب الطعام</p> 
السيرة	<p>استمع ثم صمم بطاقة تعريفية للرسول صلى الله عليه وسلم</p> 

استمع ثم احفظ أركان الإسلام وضعها في مخطط

العبادات




أجب عن ورقة العمل (الصوم)




Islamic Education for Non – Arabs

A. The Holy Qur'an (Surah ad-Duha)


Scan the QR codes or click on the icons:



The English meaning




For memorization




The interpretation

Answer the following questions:


- 1- Why Allah (S.W.T) sent down Surah ad-Duha?
- 2- What are the advices that Allah's gave to the Prophet Muhammad (PBUH) in the end of the Surah?
- 3- Draw a mind-map on Allah's blessings and gifts?



Surah al-Qadr



Surah al-Asr



Surah Qurayish


B- The acts of worship

1- Ablution (Wudu')


Scan the QR codes or click on the icons:



Perform Wudu'



Wudu' Song



Tavamum

Answer the following questions:

- 1- What are the steps of Wudu'?
- 2- What are the breakers of Wudu'?
- 3- What is Tayamum?

Note: answer on an external sheet, and submit to your teacher.


Record a video for yourself performing Wudu'

Upload your recording through the given link below:


https://gemsedu-my.sharepoint.com/:f:/p/saber_b_win/Eua2-i2kvT9EtI_RJK7jY0sBrrllwjD_lbuPX6nkC7zlsg?e=X9dwar

2- Prayer (Salah)


Scan the QR codes or click on the icons:



5 pillars of Islam



Steps of Salah



Get to Pray

Answer the following questions:

- 1- What are the 5 Pillars of Islam?
- 2- What are the steps of Salah?
- 3- Draw a mind-map on the breakers of Salah?
- 4- What is Tayamum?

Note: answer on an external sheet, and submit to your teacher.

Record a video for yourself performing 2 Rak'at

https://gemsedu-my.sharepoint.com/:f:/p/saber_b_win/Eua2-i2kvT9EtI_RJK7jY0sBrrllwJD_lbuPX6nkC7zlsq?e=X9dwar

Record a video for yourself performing Quran Or Hadeeth

https://gemsedu-my.sharepoint.com/:f:/p/saber_b_win/Eua2-i2kvT9EtI_RJK7jY0sBrrllwJD_lbuPX6nkC7zlsq?e=X9dwar

Biography (SIRAH)- Prominent Muslim Personalities:

Lady Fatimah Bint Muhammad (R.A)




Scan the QR codes or click on the icons to:

Watch the video to learn about lady Fatimah (R.A)

Answer the following question:

- 1- What is the full name of our beloved Muhammad (PBUH)?
- 2- Who was the first wife of the Prophet (PBUH)?
- 3- How many children of the Prophet (PBUH), mention their names?
- 4- Write a brief introduction about lady Fatimah (R.A).
- 5- What are Fatimah's nicknames?
- 6- Draw a chart about qualities of Fatimah (R.A).

Note: answer on an external sheet, and submit to your teacher.



Imam Ali Ibn Abi Talib (R.A)

Scan the QR codes or click on the icons to:

Watch the video to learn about Imam Ali (R.A)

Answer the following question:

- 1- Write a brief introduction about Imam Ali (R.A)
- 2- Draw a chart about qualities of Imam Ali (R.A)

Note: answer on an external sheet, and submit to your teacher.

Please submit by 11th September 2023