

Dear Parents,

In our continued endeavour to engage and enrich our students' learning we have developed the **Aim High Summer Programme** for your child to work on over the summer vacation. The aim of this programme is to keep students in '**learning mode**' so that they continue to make progress without any summer learning loss.

This programme is designed to enhance the research and independent learning skills of students. The activities are structured to help students develop values like sustainability, tolerance, morals and character through integrated curriculum and community partnerships. Activities involve **Project Based Learning (PBL)** which is an approach to education that emphasizes hands on learning with real life implications and independent research skills to find a solution and present in different ways using variety of tools.

As the child is moving from Year 2 to Year 3, you can look at the **Family Learning Newsletters for Year 3** and learn, in advance, about the learning modules, which will be covered in the coming academic year. Please find the below links for Family Learning Newsletter:

<https://www.thewinchesterschool.com/for-parents/family-learning-newsletters/>

These are also very useful for new parents. For example, if your child has completed Year 2 in another school, you can look over the Family learning newsletter for Year 2 and map your child's existing learning to what has been completed at The Winchester School, Jebel Ali thus avoiding any gaps.

We hope you will be able to use all these valuable learning resources to support and enrich your child in reaching their full potential. The Winchester School deeply values '**Parents as Partners in Learning.**'

Wish you all a very happy and blessed holidays. Enjoy with family and friends.

The school will re-open for NEW students on Monday, 28th August 2023 and for all existing students from Tuesday, 29th August 2023.

Yours sincerely,

Jaya Paliwal  
Head of Primary



## Aim High Summer Holiday Programme

Theme, this year, of the Aim High Summer Holiday Programme is **'Invest in our Planet'**. In the Summer Programme, we have included activities that add an artistic or creative element to the learning. We have aligned these activities with the **High-Performance Learning**. These activities will promote research, enquiry, critical and analytical thinking, design thinking and problem solving. STREAM learning will happen naturally and students will develop High Performance Learning Skills as they do the designated activities; engage in discussions with friends and family members; establish links or connections with real life; examine outcomes; make corrections or further modification; research; play, explore and try new things.







**Due Date of Submission: Monday, 11<sup>th</sup> September 2023**

### High Performance Learning Activities for Summer

Values Attitudes and Attributes (VAAs) – HPL Skills		Advanced Cognitive Performance Characteristics (ACPs)- HPL Skills	
	<b>EMPATHETIC</b> Collaborative Concerned for society Confident		<b>CREATING</b> Intellectual Playfulness Flexible Thinking Fluent Thinking Originality Evolutionary and revolutionary



	<b>AGILE</b> Enquiring Creative Enterprising Open– minded Critical thinking		<b>ANALYSING</b> Analyzing Critical or logical thinking Precision Complex and multi-step problem
	<b>HARD WORKING</b> Practice Perseverance Determined Resilience		<b>LINKING</b> Generalization Connection Finding Big picture Thinking Abstraction Imagination Seeing Alternative Perspectives

### English

**Activity:** Antarctica is the coldest continent of our planet. There are 17 species of penguins on the planet, of which the two main species that live in Antarctica are the Emperor Penguins and the Adelie penguins. Emperor penguins are the tallest and heaviest of all penguin species. They are able to survive in terribly cold weather conditions.



#### **Research Project:**

- Conduct a research project on penguins.
- Find information on their habitats, diet, life cycle and adaptations.

Present the research material in the form of an information report, a poster or a video presentation.

#### **Useful links:**

[Penguins](#)

[Emperor Penguins info](#)

[Penguin facts](#)



## Humanities:

Choose one topic from those given below. These topics are connected to Old Stone Age: Humans need homes to keep warm and to protect them from bad weather. Early Stone Age people sheltered in caves and hunted animals for food.

Read about Old Stone Age in the links below:

[Stone Age info](#)

[Stone-age-food](#)

[Stone Age Homes](#)

**Imagine that you are a person who is living in the Old Stone Age.**

### **Topic 1: Shelter**

- What kind of shelter would you live in?
- How would your stone age shelter be different from the house you live in now?



### **Topic 2: Food**

- How was food prepared in Stone Age?
- What is the difference in which food is prepared and preserved in modern times?
- Write the differences with examples and pictures of both Stone Age and Modern times.
- Create a set of instructions for a healthy food recipe for people living in the Stone Age.

### **Mode of submission – Choose any one option:**

- Create a Poster- showing design thinking model with a featured problem and invented solution
- PODCAST
- Information / info graphs
- Story board / comic strip / LEGO model (SDG 3 Logo)

## Science

We love exploring and learning about Earth Sciences. We think learning about our planet is extremely important for our children. Let us study the layers of the Earth and research as to how we can ensure we have a healthy planet for future generations. Let us explore the layers of earth measuring the thickness of each layer, and how our behaviour is impacting it.

**Activity:** Build a 2D or 3D model of Earth to depict different layers of Earth



Samples for showing your creativity

Play Dough Earth Project

Engineer a slice of Earth out of paper plates

Lap book

Styrofoam Model



## Useful Links

<https://youtu.be/H96D7rMKJck>

<https://www.wikihow.com/Create-a-School-Project-on-the-Layers-of-the-Earth>

## Maths

### Future Mathematician- Greener Automation

**Project :** Design and create a 3D based model of future based sustainable mode of transport which will contribute to greener automation, save fuel, reduces traffic, saves time, and will be technologically advanced.

#### **Materials Required:**

- Card board/ unused carton
- Papers- recycled/ newspaper/ coloured papers
- Used bottle caps/ unused CD drives/ related things for wheels
- Colours

- Scissors, glue, ruler, pencil and eraser



Students will perform a survey with at least 20 people and will represent their findings on a bar graph of the results and let the students discover the challenges posed by a particular means of transport and how it can be reduced in future to project for greener automation.

Students will prepare a questionnaire with at least 5 questions to plot their findings on a bar graph.

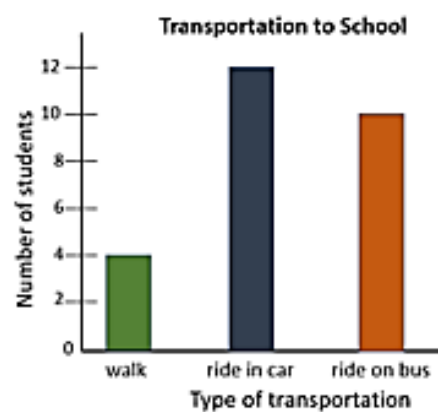
Exemplar reasoning questions:

- How many people are using greener way of transport?
- How many people are using public transport or pooled car?
- How many people are using cars?
- Which mode of transport is the most preferred one?

Students will prepare challenging questions based on the bar graph to discuss with their friends while presenting their model.

Transportation to School		
Transportation	Tally	Number
Walk		4
Ride in car		12
Ride on bus		10

**Tally Chart**



**Bar Graph**





**Spelling list:** Follow the spelling rule and build your vocabulary.

accident(ally)	disappear	interest	pressure
actual(ly)	early	island	probably
address	earth	knowledge	promise
answer	eight/eighth	learn	purpose
appear	enough	length	quarter
arrive	exercise	library	question
believe	experience	material	recent
bicycle	experiment	medicine	regular
breath	extreme	mention	reign
breathe	famous	minute	remember
build	favourite	natural	sentence
busy/business	February	naughty	separate
calendar	forward(s)	notice	special
caught	fruit	occasion(ally)	straight
centre	grammar	often	strange
century	group	opposite	strength
certain	guard	ordinary	suppose
circle	guide	particular	surprise
complete	heard	peculiar	therefore
consider	heart	perhaps	though/although
continue	height	popular	thought
decide	history	position	through
describe	imagine	possess(ion)	various
different	increase	possible	weight
difficult	important	potatoes	woman/women



## Spelling Rule:

Just add -er or -est to the end of the adjective,  
for example:

- o quick, quicker, quickest
- o full, fuller, fullest

## Exceptions (note:

C=consonant; V=vowel

If adj. ends in	do this	and add	Examples
C + y	change y to i	er  est	happy happier happiest
C + e	remove e		late later latest
C + V + C	double last letter		hot hotter hottest
<b>Note:</b> adjectives ending in -l are regular, except: cruel, crueller, cruellest			

## Adding 'er' and 'est' to words which end in 'y'

	1 <sup>st</sup> try	2 <sup>nd</sup> try	3 <sup>rd</sup> try
happy			
happier			
happiest			
chilly			
chillier			
chilliest			
crazy			
crazier			
craziest			
funny			
funnier			
funniest			
lucky			
luckier			
luckiest			
healthy			
healthier			
healthiest			

Explore the prefixes: un/dis/mis

Spelling list	Look	Say	Cover	Write
unhappy				
understand				
underground				
mistake				
misbehave				
misfortune				
disagree				
discomfort				
disappear				
disappoint				

### Links for vocabulary and grammar

- o <https://www.educationquizzes.com/ks2/english/>
- o <https://www.bbc.com/bitesize/topics/zhrd2p>
- o <https://www.topmarks.co.uk/english-games/7-11-years/spelling-and-grammar>

### Summer Reading links

- o <https://www.freechildrenstories.com/age-5-8-1>
- o <http://www.magickeys.com/books/>

Click on the link below and go on a Virtual Tour of how people used to live in caves during the Stone Age - <https://www.timeout.com/usa/news/googles-immersive-virtual-reality-tour-enables-you-to-time-travel-to-the-stone-age-without-leaving-home-030620>

### Stories of different genres online:

- <https://www.storyjumper.com/book/search>
- <http://www.indypl.org/readytoread/?p=6150>
- <https://www.oxfordowl.co.uk/reading-owl/find-a-book>
- <https://www.storynory.com/>

## Books suggested for reading during the Summer Break!

Sl. No.	Name of the book	Author
1	The Abominables	Eva Ibbotson
2	Ice Palace	Robert Swindells
3	Voices in the Park	Anthony Browne
4	The World According to Humphrey	Betty G. Birney
5	Kid Normal	Greg James
6	Harry the poisonous centipede	Lynne Reid Banks
7	Dilly the Dinosaur	Tony Bradman
8	The Iron Man	Ted Hughes
9	The Sandman and the Turtles	Michael Morpurgo
10	The Penguin Who Wanted to Find Out	Jill Tomlinson

### Handwriting Practice:

<https://home.oxfordowl.co.uk/english/primary-handwriting/handwriting-year-3-age-7-8/>

### **Sentences**

Cursive Writing Worksheet

*If you cannot be kind, be silent.*

*Welcome every morning with a smile.*

*No act of kindness is never wasted.*

*Success is dependent on effort.*

*All is well that ends well.*



اضغط على الرابط التالي أو امسح الرمز؛ لتقرأ القصة قراءة معبرة .



أضغط هنا



أضغط هنا



أضغط هنا



بعد قراءة القصص السابقة يقوم الطالب باختيار مهمة أو أكثر من المهام التالية:

- 1- يكتب الطالب المفردات اللغوية الجديدة المكتسبة من خلال هذه القصة ( معجم لغوي)
- 2- يقوم الطالب بتوظيف ثلاث كلمات في جمل جديدة من المعجم اللغوي الذي كتبه.
- 3- يقوم الطالب بتحليل عناصر القصة ( الشخصيات – الزمان -المكان – المشكلة – الحل )

ثانيًا : الكتابة

اختر مهمة من المهام الآتية :

- 1- اكتب فقرة تصف فيها مدرستك ( موظفًا الأساليب الآتية في رأيي – ما أجمل مدرستي – يد



- 2- اكتب وصفًا لشخصية أنت تفضلها هذا الرابط سيساعدك على وصف الشخصية :

<https://www.youtube.com/watch?v=6mzo-UnyAk>



ثالثًا : الاستماع

امسح الرموز التالية أو اضغط على الصورة المرفقة ؛ لتستمع إلى القصص المرفقة ثم اختر قصة و قم بكتابة عناصر القصة

( زمان - مكان - شخصيات - أحداث - نهاية )



أضغط هنا



أضغط هنا



أضغط هنا



رابعًا : التحدث

اختر مهمة من المهام التالية وسجل فيديو عنها.

1 - تحدث مع والديك عن هواياتك التي تحب ممارستها.

2- تحدث عن وظيفتك المستقبلية وأحلامك عن هذه الوظيفة .

3- تحدث عن يوم قضيت مع أصحابك خارج البيت.

يمكن أن ترفق الفيديو بعد مسح الرمز التالي أو اضغط على الرابط التالي

<https://flip.com/7be268e0>

أضغط هنا



Arabic for Non-Arabs

Reading:

**Choose one of the following tasks**

1- Scan the QR codes or click on the icons bellow to read the story then write down the new vocabulary you have learned then apply them in new contexts.



2- Scan the QR codes or click on the icons bellow to read the story then record videos showing you reading the story.



**Listening:**

**Choose one of the following tasks**

1- Scan the QR code or click on the icons bellow to watch the videos then answer the quizzes through the given links.





2- Scan the QR code or click on the icons bellow to watch the videos then design posters:  
(choose any ONE)



### Speaking:

#### Choose one of the following tasks

1- Record videos speaking about the given topics (Food -fruits – School) (choose any ONE)

Scan the QR codes or click on the icons bellow to know more before recording your videos



2- Record videos speaking about your Summer Holiday in Arabic.

3- Record videos with one of your family members teaching them Arabic

Note: You can teach them something related the school topics or record any dialogue in Arabic.

Upload your recording through the given link below:

[Year 3 Arabic for non-Arabs](#)



### Writing:

#### Choose one of the following tasks

1- Design a poster on any ONE of the topics, in Arabic about (School – Family – Places in the city – Clothes)

2- Design a model for one of the following topics and label the different areas along with few sentences to describe them (School – Restaurant- Clothes shop – Zoo – Garden- Dubai city)

3- تحدث عن يوم قضيته مع أصحابك خارج البيت.

يمكن أن ترفق الفيديو بعد مسح الرمز التالي أو اضغط على الرابط التالي

<https://flip.com/7be268e0>



### Islamic for Arabs

أولاً: القرآن الكريم :

1- امسح الباركود أو اضغط على الزر أدناه ثم استمع للسورة القرآنية الكريمة وقم بحفظها واكتب ماذا تعلمت من الآيات الكريمة ؟



ثانياً : الحديث الشريف :

امسح الباركود أو اضغط على الزر أدناه ثم استمع للأحاديث الشريفة الآتية وصمم خريطة ذهنية لما يستفاد من الأحاديث مع حفظ الحديث :



ثالثاً : قيم الإسلام وآدابه :

امسح الباركود أو اضغط على الزر أدناه ثم استمع للفيديو واكتب الآداب التي تعلمتها من الفيديو :





#### رابعًا : السيرة النبوية والشخصيات :

امسح الباركود أو اضغط على الزر أدناه ثم استمع للفيديو واكتب قائمة بالمعلومات التي تعلمتها من الفيديو :



#### خامسًا : أحكام الإسلام ومقاصدها : (العبادات)

امسح الباركود أو اضغط على الزر أدناه ثم استمع للفيديو واكتب قائمة بخطوات الصلاة وشروطها التي تعلمتها من الفيديو :



#### سادسًا : العقيدة الإيمانية :

امسح الباركود أو اضغط على الزر أدناه ثم استمع للفيديو واكتب أسماء الرسل والملائكة من خلال الفيديو ثم اكتب عن قصة حياة واحد منهم :





## Islamic for Non-Arabs

### Divine Revelation (Quran)

Scan the QR codes or click on the icons bellow to watch the following Suras with explanation and write the meaning of the first 10 verses



### Divine Revelation (Hadith)

Scan the QR codes or click on the buttons below to watch the hadith explanation and summarize each hadith with details.



### Values and Manners in Islam

Scan the QR codes or click on the buttons to watch some videos then write a summary for each topic



## Prominent Muslim characters

Scan the QR codes or click on the buttons below to watch some videos then write a summary for each topic.



---

**Due date if submission by 11-9-2023**

---