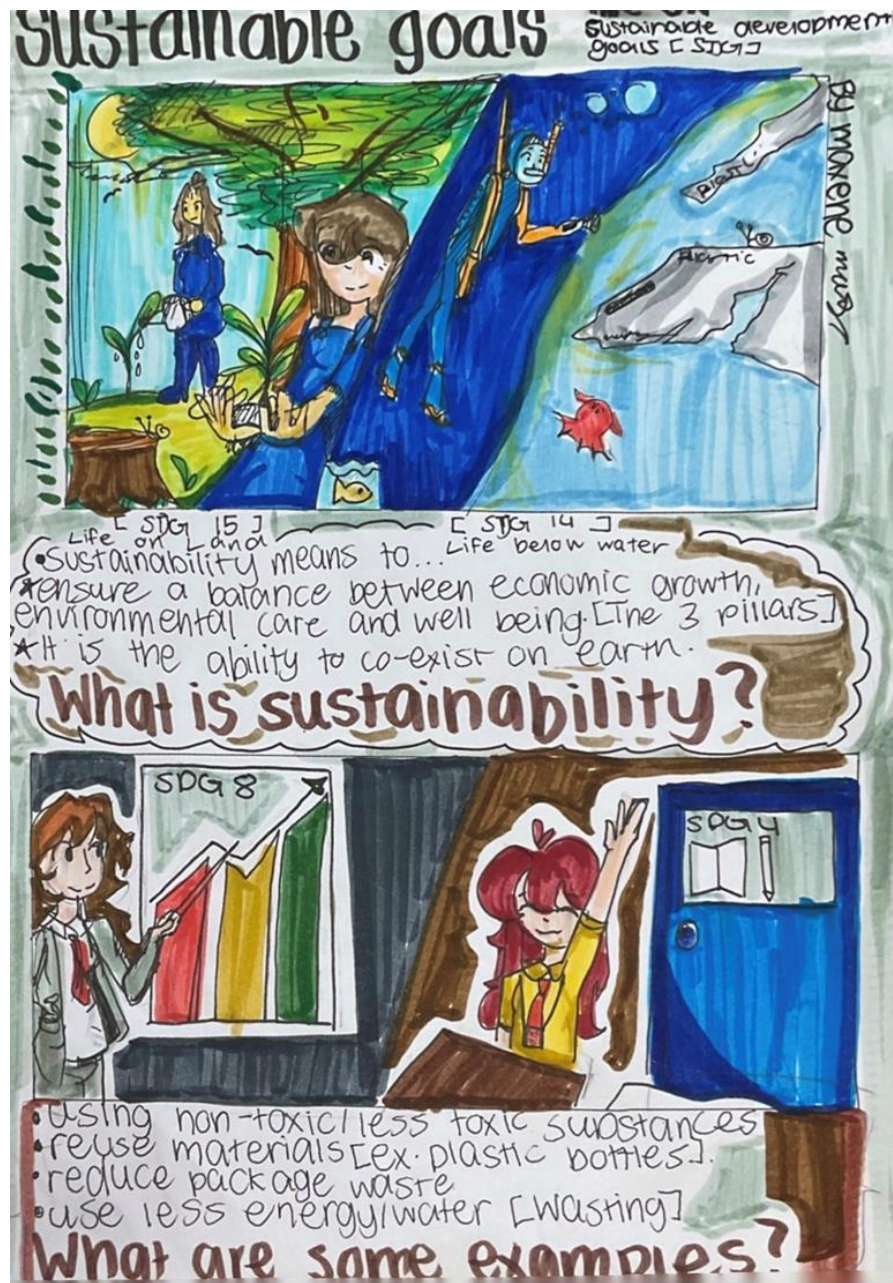


# The Winchester School, Jebel Ali

## Aim High Holiday Homework

### Year 8 Moving to Year 9



## AIM HIGH PROGRESS STUDY PROGRAMME

Dear Parents,

In our continued endeavour to engage and enrich our students' learning we have developed the **Aim High Progress Study Programme (AHPSP)** for your child to work on over the summer vacation. The aim of this programme is to keep students in 'learning mode' so that they continue to make progress without any summer learning loss.

Our Aim high summer programme is designed to help students contribute to enhance sustainability through integrated curriculum, community partnerships, and campus practices. Please encourage your child to use recycled materials to complete the project and evidence it with photographs and videos.

The AHPSP involves STREAM, Project Based Learning (PBL) is an approach to education that emphasizes on the integral role of Art and Creativity in the learning process for Science, Technology, Engineering and Maths.

Our students also had numerous opportunities throughout the year to work on various STREAM projects like VEX robotics, Lego, Fable robots. They also explored events within and outside school, which enhanced their critical thinking, problem solving and innovation skills.

STREAM based, Project Based Learning (PBL) approach involves identifying a real life problem, researching to find a solution and presenting the solution in different ways using the following process.

We believe that the summer break is an excellent opportunity for our students to explore and engage in activities that enhance their learning and personal growth. Students must engage in activities as suggested and submit to their form tutor through email by Thursday 7<sup>th</sup> September 2023.

As your child is moving from Year 8 to Year 9, you can look at the **Family Learning Newsletters** for Year 9 and learn, in advance, about the learning modules, which will be covered in the coming academic year.

***Please find the below links for Family Learning Newsletter:***

<https://www.thewinchesterschool.com/for-parents/family-learning-newsletters/>

These are also very useful for new parents. For example, if your child has completed Year 8 in another school, you can look over the Family learning newsletter for Year 9 and map your child's existing learning to what has been completed at The Winchester School, Jebel Ali thus avoiding any gaps.

We hope you will be able to use all these valuable learning resources to support and enrich your child in reaching their full potential. The Winchester School deeply values 'Parents as Partners in Learning.'

Please note Monday 26<sup>th</sup> June 2023 will be the last working day for students for this academic year. The school will be closed for the Summer vacation from Tuesday, 27<sup>th</sup> June 2023 and will reopen for new students and Sixth Formers (Year 12 & 13) on Monday, 28<sup>th</sup> August 2023 and for all students on Tuesday, 29<sup>th</sup> August 2023.

Wish you all a very happy and blessed holidays. Enjoy with family and friends. Looking forward to welcoming you back in the new academic year.

Stay Safe! Yours

sincerely,



Preeti Manoj  
Head of Secondary  
The Winchester School, Jebel Ali

# Let's Get Started.....

## Instructions:

1. Read the overview, tasks and guidelines carefully before starting your Aim High Progress Study Programme.
2. Select any one task from each section. There are five sections.
3. Reading programme is mandatory for all students.

### **Section 1: Values, Attitudes and Attributes**

Choose any one act of kindness or as many you can and be the champion of the GEMS Jewels of Kindness and Respect- Earn your badges and stickers. Send the evidences as a presentation using Canva or Sway.

#### **Task 1: Empathetic**

Choose any one act of kindness or as many you can and be the champion of the GEMS Jewels of Kindness and Respect- Earn your badges and stickers. Upload the evidences as a presentation using Canva or Sway.

- Sacrifice something that you like the most or you enjoy the most, and see how it feels to be out of your comfort zone.
- Play an Empathy Scavenger Hunt with your family to help identifying emotions and special places of your home.
- Engage in teaching someone online eg – teaching Maths, English Grammar, Science or baking etc.
- Find a community project, locally or in another country or initiate to support a cause.
- Say sorry or forgive someone and bring a big relief and smile to you and others.
- Engage in Daily Chat Time with Parents and Grandparents, be a good listener.
- Personalised **Thinking of you card** - It's always comforting knowing that someone is thinking of you and cares enough to check-in. Send words of encouragement to a loved one, it will make a lot of difference.

#### **Task 2: Hard Working**

“Doing the best at this moment puts you in the best place for the next moment”-Oprah Winfrey. Engage in the endless activities and prove that you are hardworking. Create a padlet wall and upload all the evidences and share the link of the padlet.

- Learn an online course – please find the links below  
<https://www.open.edu/openlearn/free-courses/full-catalogue>  
<https://www.futurelearn.com/courses>
- Learn a new instrument
- Learn to sing
- Learn a new language
- Walk, feed or clean your pet Empty Trash regularly
- Water both the outdoor and indoor plants
- Help with choosing meals and shopping
- Help with meal preparation and serving, under supervision

## Section 2: STREAM project

### Choose one of the project

#### **PROJECT A** :Working model of an helicopter using recycled material

Learning outcome: You should be able to construct a working model of a helicopter

<b>S</b>	<ul style="list-style-type: none"> <li>- Explain the working of an helicopter, which must include               <ul style="list-style-type: none"> <li>➤ The types of energies involved.</li> <li>➤ The factors effecting speed of the helicopter</li> <li>➤ Effect of weight</li> <li>➤ What type of force is involved in the flying of a helicopter?</li> <li>➤ The function of the fan.</li> <li>➤ The Science behind the landing and hovering of a helicopter.</li> </ul> </li> <li>-Research different types of helicopters that UAE government and armed forces have.</li> </ul>
<b>T</b>	<ul style="list-style-type: none"> <li>- Using Minecraft to create a helicopter. Try to include more features for helicopter</li> </ul>
<b>R</b>	<ul style="list-style-type: none"> <li>- Research and read on the first helicopter invented and how it was developed over time and write a research article.</li> </ul>
<b>E</b>	<ul style="list-style-type: none"> <li>- Create a working model of a helicopter using any recycled materials. This should be accompanied by a manual.</li> </ul>
<b>A</b>	<ul style="list-style-type: none"> <li>- Create a labelled diagram of your model which clearly explains all the parts of it and its functions.</li> </ul>
<b>M</b>	<ul style="list-style-type: none"> <li>- Describe the dimensions of your model.</li> <li>- Analyse the maximum speed by which your model can travel.</li> <li>- Calculate is the maximum height that your helicopter can fly</li> </ul>
<b>Humanities</b>	<p>Evaluate and analyse the geographical conditions for the helicopter to fly. Why do you think these conditions are important?</p> <p>Who invented the helicopter? Give a brief history of helicopter with the timeline, include the pictures.</p>

## PROJECT B

**PROJECT:** To design a race track for the Dubai to host a FORMULA 1 race.

Learning outcome: You should be able to create a 3D design of a race track for FORMULA 1 race.

<b>S</b>	<ul style="list-style-type: none"> <li>- What can be the different types of materials that can be used to make a race track keeping in mind the following features: Durability /Availability / Sustainability/ Friction/ Cost</li> <li>- Suggest the material of the tyres that can run efficiently on the track</li> <li>- Suggest different types of eco-friendly fuel that can be used in your vehicle. Fuel should be affordable, easily available and leaves least carbon foot prints.</li> </ul>
<b>T</b>	<ul style="list-style-type: none"> <li>- Create race track using KODU with players and game points. Also try to include different levels of game for the same</li> </ul>
<b>R</b>	<ul style="list-style-type: none"> <li>- Read and research on the different race tracks around the world and compare how they are different and how they are same. What makes these tracks unique ?</li> </ul>
<b>E</b>	<ul style="list-style-type: none"> <li>- Evaluate the capacity of an engine suitable for the race track.</li> <li>- Create a questionnaire of between 10 -15 questions on whether Dubai should host the race. Keep in mind your target audience.</li> </ul>
<b>A</b>	<ul style="list-style-type: none"> <li>- Create a blueprint (a plan showing all details) of your race track either in 2D or 3D. Use suitable colour scheme which best describes the race track.</li> </ul>
<b>M</b>	<p>Calculate the cost of the track Material/Paint</p> <p>Prepare quotations to construct a permanent race track in Dubai. It can include:</p> <ul style="list-style-type: none"> <li>➤ Cost of material /Labour/ Transportation, etc.</li> </ul> <p>Suggest and explain the maximum speed of the car to race on the track.</p> <p>Suggest the make and model of the cars suitable for racing.</p>
<b>Humanities</b>	<p><b><u>Geography-</u></b> What are the topographical conditions required for the racing track? How were those conditions created in UAE to develop racing tracks for existing tracks? Compare and evaluate racing track design by you with Dubai Autodrome.</p> <p><b><u>History-</u></b> Create a time line of Formula one racing with pictures.</p>

## Section 3: Well-being and Mindfulness

### Task 9: Mindful Moments

Create a self-care guide or a wellness journal that includes mindfulness exercises, positive affirmations, healthy recipes, and tips for maintaining mental and physical well-being.

### Task 10: Healthy Habits

Design a fitness and nutrition plan that promotes a healthy lifestyle. Include workout routines, meal plans, and information about the benefits of exercise and healthy eating.



#### Section 4: French

Read or watch the story of “Asterix et Obelix ”. Complete one task either A or B

Read some of the stories of :”Asterix et Obelix“;

[https://vk.com/doc162499119\\_369423671?hash=01cc7b643aed1ecfe9&dl=980185d1329f605b27](https://vk.com/doc162499119_369423671?hash=01cc7b643aed1ecfe9&dl=980185d1329f605b27)

[https://vk.com/doc162499119\\_369422760?hash=575a31f2e404e63897&dl=8125edd93c4f3d48f4](https://vk.com/doc162499119_369422760?hash=575a31f2e404e63897&dl=8125edd93c4f3d48f4)

[https://vk.com/doc162499119\\_369423319?hash=d30713c58acd39cc50&dl=fb7b7b47bb85f47fbc](https://vk.com/doc162499119_369423319?hash=d30713c58acd39cc50&dl=fb7b7b47bb85f47fbc)

[https://vk.com/doc162499119\\_369423319?hash=d30713c58acd39cc50&dl=fb7b7b47bb85f47fbc](https://vk.com/doc162499119_369423319?hash=d30713c58acd39cc50&dl=fb7b7b47bb85f47fbc)

[https://vk.com/doc162499119\\_369407834?hash=45769b25daead5693b&dl=3b85c92a9b83aa4ad6](https://vk.com/doc162499119_369407834?hash=45769b25daead5693b&dl=3b85c92a9b83aa4ad6)

[https://vk.com/doc162499119\\_369407834?hash=45769b25daead5693b&dl=3b85c92a9b83aa4ad6](https://vk.com/doc162499119_369407834?hash=45769b25daead5693b&dl=3b85c92a9b83aa4ad6)

watch some cartoons or a film based on the stories of Asterix and Obelix

[https://www.youtube.com/results?search\\_query=asterix+and+obelix+full+movie+français](https://www.youtube.com/results?search_query=asterix+and+obelix+full+movie+français)

#### Task A

Make your own video ( or podcast ) playing a role of Asterix or Obelix ( you can ask your friends to help you to stage one of the episodes ) or make a new animation based on these stories

#### Task B


Imagine Asterix and Obelix come for a mission in modern times in Dubai – how different their adventures would be? make up a new story/ episode of Asterix et Obelix ; you may present it in a form of a cartoon strip.

#### Section 5: Arabic A

امسح رمز ال QR الذي أمامك


أولاً: القراءة والتحليل:

اقرأ القصص التالية، ثم قُم بتحليلها إلى عناصرها الفنية، مبيّناً المغزى منها.



ثانياً: فيديوهات مسموعة:

شاهد محتوى الفيديوهات، ثم اكتب ملخصاً عن فكرة كل فيديو، مبدئياً رأيك فيه.



ثالثاً: النحو:



رابعاً: البلاغة:



خامساً: الكتابة:

اكتب في الموضوعات الآتية بما لا يقل عن 300 كلمة:

1. اكتب نصاً تفسيريّاً تبين فيه أهمية الوقت برأيك ، وكيف يمكنك أن تمضي وقت فراغك، مستخدماً التعبيرات الآتية: (إنّ الوقت ثمينٌ ، وهو رأسُ مالِ الإنسان الحقيقي ، الذي به يحيا ، وينطلقُ إلى العملِ المفيدِ بنشاطٍ متجدّد ، وعزيمةٍ ماضيةٍ، فالوقتُ أساسُ الحياة، وعليه تقومُ الحضارةُ، الوقتُ ثروة).
2. اكتب مقالاً تبين فيه مفهومَ النجاحِ برأيك ، وصفاتِ الإنسان الناجح، وكيف يمكنك أن تكونَ ناجحاً في حياتك، مستخدماً أسلوبَ التشبيهِ في كتابتك، مستخدماً التعبيرات الآتية: (النَّجاحُ طريقٌ متعرِّجٌ مليءٌ بالمغامراتِ والتَّحدياتِ والصبرِ، ولكنْ لطعمه حلاوةٌ لا توصف، النجاحُ يهبُ السعادة، النجاحُ هو الخطة العقلية التي تنظم الحياة، يستجيب القدر لإرادة الناجح).
3. اكتب موضوعاً تصف فيه حبّك للأملِ ، وواجبك تجاهها، مستخدماً إستراتيجية الوصف، وأسلوبِ التشبيه والاستعارة، مستخدماً التعبيرات الآتية: (أمّي جمالُ الوجود، ونورُ الحياة، الأمُّ منحةُ السَّماءِ للأرض، الأمُّ ملاكٌ على صورةِ بشر، الأمُّ زهرةُ الحياةِ المتفتحة على الدوام، ولبسمُ الجراحِ الشّافي).
4. "مَنْ حَفَرَ حَفْرَةً لِأَخِيهِ وَقَعَ فِيهَا". اكتب قصّةً يتناسبُ مضمونها مع معنى المثل، مستخدماً التعبيرات الآتية: (الغدرُ صفةٌ ذميمة، يُسدلُ الليلُ ستارَه، دائرةُ المكرِ تعودُ على صاحبها).

## Section 5: Arabic B

### (A) Reading

Choose one of the following tasks:

Scan the QR codes or click on the icons bellow to read the story then write down the new vocabulary you have learned then apply them in new contexts.











Scan the QR codes or click on the icons bellow to read the story then record videos showing you reading the story.



**(B) Listening:**

Choose one of the following tasks

Scan the QR code or click on the icons bellow to watch the videos then answer the quizzes through the given links.

  <a href="https://forms.office.com/Pages/ShareFormPage.aspx?id=3Kez0n7Vf0GQrRSbhy6aof0NZk8WDsdNgOKSTwdUI8VUMVg5Tk84TFA2Qjc1VUs">https://forms.office.com/Pages/ShareFormPage.aspx?id=3Kez0n7Vf0GQrRSbhy6aof0NZk8WDsdNgOKSTwdUI8VUMVg5Tk84TFA2Qjc1VUs</a>	  <a href="https://forms.microsoft.com/Pages/DesignPageV2.aspx?subpage=design&amp;Fo">https://forms.microsoft.com/Pages/DesignPageV2.aspx?subpage=design&amp;Fo</a>	  <a href="https://forms.microsoft.com/Pages/DesignPageV2.aspx?subpage=">https://forms.microsoft.com/Pages/DesignPageV2.aspx?subpage=</a>	 
--	---	---	--

**(C) Speaking:**

Choose one of the following tasks

Record videos speaking about the given topics (Life in the past and present in the Emirates - family time - Cleanliness of public places - Happy occasions – Environment)

Scan the QR codes or click on the icons bellow to know more before recording your videos.



Record videos speaking about your Summer Holiday in Arabic.

Record videos with one of your family members teaching them Arabic

You can teach them something related the school topics or record any dialogue in Arabic.



**(D) Writing:**

**Choose one of the following tasks**

Design a poster or write Paragraph in Arabic about (family Time – Life in the past and present – Cleanliness of public places

- Happy occasions – Weather conditions)

Write a letter to your friend about how to spend time with the family keeping in mind the elements of the letter, and employing literary and rhetorical techniques.

Write about Healthy living (healthy and unhealthy food - healthy and unhealthy habits and diet).

Design a model for one of the following topics and label the different areas along with sentences to describe them (family Time – Life in the past and present – Cleanliness of public places – Happy occasions – Weather conditions).

Design a mind map about one of the happy occasions (Birthday - National Day - New Year - Graduation)

**Submission Details:**

- Your completed tasks should be submitted in the form of a PDF document, presentation using any e-learning platform, videos, paintings and any art forms.
- Include your name, class, and your year and section on the cover page.
- Submit your work in zip folder via email to your form tutor by Thursday 7<sup>th</sup> September 2023.
- Ensure that your submission is appropriately labeled, e.g., "Aim High Summer Holiday Homework Programme
- Avoid late submissions

Note: Remember to have fun, be curious, and explore new ideas during your summer holiday. Good luck!

## The Winchester School, Jebel Ali

### WIN READING PROGRAM 2023-24

### YEAR 9

WIN Reading Program aims to encourage a love of reading for leisure and pleasure in students while improving their reading levels. It promotes students to read more and to read more widely. The goal of our Reading Program is to have diversify students reading, grow as readers and accomplish whatever reading goals they have set for themselves

#### How does it work?

- Select the books you want to read from the list below.
- You can complete the list in any order.
- Read **at least three books per term.**
- Try new authors or Genres you haven't read before.
- Once you have finished with a book, share your read and book review or trailer with your English Teacher.
- You may get as creative as you can to share your read.
- The books you have read per term will be reported in your report card.

Fiction	Non-Fiction
<p>Lord of The Flies by William Golding  Jane Eyre by Charlotte Bronte  1984 by George Orwell.  Heart of Darkness - Joseph Conrad  Life of Pi - Yann Martel  Things Fall Apart - Chinua Achebe  The Invisible Man - H.G.Wells  To Kill a Mockingbird - Harper Lee  The Great Gatsby by Scott Fitzgerald  Fahrenheit 451 by Ray Bradbury  The Adventures of Huckleberry Finn by Mark Twain  A brief History of Time by Stephen Hawking  The Catcher in the Rye by J.D. Salinger  A Doll's House by Henrik Ibsen  I Know Why the Caged Bird Sings by Maya Angelou</p>	<p>Any non-fiction pieces from Newspapers, journals, articles or autobiography</p>



# READING

Scan here for more  
digital Books

