

Aim High Summer Holiday Programme

Year 6 moving to Year 7



Ayana Iyer- Year 6C

AIM HIGH PROGRESS STUDY PROGRAMME

Dear Parents,

As we approach the end of the academic year, we want to extend our warmest wishes to you and your child. With the transition from Year 6 to Year 7 approaching, we are excited to introduce our Summer Pack for incoming Year 7 students.

Throughout the year, our students have participated in numerous experiential learning activities, such as field trips, hands-on science experiments, community service projects, and volunteering. These experiences have allowed them to apply their classroom knowledge in real-world settings and develop valuable practical skills.

STREAM (Science, Technology, Robotics, Engineering, Art, and Math) projects such as VEX robotics, Lego, and Fable robots have allowed them to apply their knowledge in real-world contexts, significantly enhancing their critical thinking and problem-solving skills.

Additionally, our students have engaged in a variety of school and extracurricular events that further developed their skills. We adopted a STREAM-based, Project-Based Learning (PBL) approach where students tackled real-life problems, conducted research, and presented their findings creatively. This approach not only deepened their understanding of subjects but also fostered collaboration and innovative thinking.

Furthermore, students had opportunities to participate in coding competitions, gamification activities, and hackathons, which boosted their problem-solving and computational thinking abilities. These experiences prepared them for future technological challenges.

To strengthen their communication skills, we offered enrichment activities such as elocution and soliloquy presentations, providing platforms for students to express themselves confidently.

We are proud of the progress our students have made and the skills they have developed through these diverse learning experiences.

This Summer Pack is designed to keep your child engaged in learning over the summer break, ensuring a smooth transition into Year 7. It includes a range of activities and resources aimed at reinforcing key skills and knowledge, while also providing opportunities for exploration and growth.

We believe that the Summer Pack will not only help your child stay academically sharp during the break but also foster a love for learning that will serve them well in the years to come. Please ensure that your child completes the activities in the Summer Pack and submits it to the Form tutor by **10th September 2024**.

As your child is moving from Year 6 to Year 7, you can look at the Family Learning Newsletters for Year 7 and learn, in advance, about the learning modules, which will be covered in the coming academic year.

Please find the below links for Family Learning Newsletter:

<https://www.thewinchesterschool.com/for-parents/family-learning-newsletters/>

These are also very useful for new parents. For example, if your child has completed Year 6 in another school, you can look over the Family learning newsletter for Year 7 and map your child's existing learning to what has been completed at The Winchester School, Jebel Ali thus avoiding any gaps.

We hope you will be able to use all these valuable learning resources to support and enrich your child in reaching their full potential. The Winchester School deeply values **'Parents as Partners in Learning.'**

Please note Wednesday 3rd July 2024 will be the last working day for students for this academic year. The school will be closed for the summer vacation from Thursday, 4th July 2024 and will reopen for new students and Sixth Formers (Year 12 & 13) on Monday, 26th August 2024 and for all students on Tuesday, 27th August 2024.

Wish you all a very happy and blessed holidays. Enjoy with family and friends. Looking forward to welcoming you back in the new academic year.

Yours sincerely,



Preeti Manoj
Head of Secondary
The Winchester
School, Jebel Ali

Let's Get Started.....

Instructions:

1. Read the overview, tasks and guidelines carefully before starting your Aim High Progress Study Programme.
2. Select any one task from each section. There are five sections.
3. Reading programme is mandatory for all students.
4. All students must update their student profiles with all the activities that you plan to do in summer.

Section 1: Values, Attitudes and Attributes

Choose any one act of kindness or as many you can and be the champion of the GEMS Jewels of Kindness and Respect- Earn your badges and stickers. Send the evidences as a presentation using Canva or Sway.

Task 1: Empathetic

Choose any one act of kindness or as many you can and be the champion of the GEMS Jewels of Kindness and Respect- Earn your badges and stickers. Upload the evidences as a presentation using Canva or Sway.

- Sacrifice something that you like the most or you enjoy the most, and see how it feels to be out of your comfort zone.
- Play an Empathy Scavenger Hunt with your family to help identifying emotions and special places of your home.
- Engage in teaching someone online e.g. – teaching Maths, English Grammar, Science or baking etc.
- Find a community project, locally or in another country or initiate to support a cause.
- Say sorry or forgive someone and bring a big relief and smile to you and others.
- Engage in Daily Chat Time with Parents and Grandparents, be a good listener.
- Personalised **Thinking of you card** - It's always comforting knowing that someone is thinking of you and cares enough to check-in. Send words of encouragement to a loved one, it will make a lot of difference.

Task 2: Hard Working

“Doing the best at this moment puts you in the best place for the next moment” -Oprah Winfrey. Engage in the endless activities and prove that you are hardworking. Create a padlet wall and upload all the evidences and share the link of the padlet.

- Learn an online course – please find the links below
<https://www.open.edu/openlearn/free-courses/full-catalogue>
<https://www.futurelearn.com/courses>
- Learn a new instrument
- Learn to sing
- Learn a new language
- Walk, feed or clean your pet Empty Trash regularly
- Water both the outdoor and indoor plants
- Help with choosing meals and shopping
- Help with meal preparation and serving, under supervision

Section 2: STREAM project - (Focus – Year of Sustainability 2024)

Select one of the projects from below.

Project 1: Understanding Nature

Learning outcome: You should be able to create and build your own Conservation Park for the flora and fauna of UAE.

S	Select habitat requirements for selected species
T	Create a Conservation Park in Kodu by adding and programming objects.
R	Read on different conservation techniques used in different parks in UAE and create a comparison chart.
E	Create a 3D model of the Conservation Park using recycled material. Mention your challenges, what you enjoyed the most, what research you have done and the materials used.
A	Create and design a Conservation Park keeping in mind space and design. Add colour and design elements to the project.
M	Create a Conservation park using your knowledge of area and perimeter along with many other math skills to create a unique learning opportunity that applies real life too
Humanities	<p>Geography: Design a brochure for the tourist to visit your Conservation park. In the brochure mention location, travel, hotel, key attraction, map, directions etc. it should complete guide to the Conservation Park.</p> <p>History: Research and analyse the history of Conservation Park. How has Conservation Park evolved through the period of time?</p>

Project 2: Building Bridges

Learning outcome: You should be able to construct a suspension bridge using recycled material

S	Students are asked to research and create a plan of a suspension bridge using the recycled materials.
T	Create a Sway presentation including the Plan for the suspension bridge. They will also add a simulation of the suspension bridge in the presentation
R	Read on the science concepts used in suspension bridge and outline the same in your summary report.
E	Build a 3D model of the suspension Bridge. Mention your challenges, what you enjoyed the most, what research you have done and the materials used.
A	Draw a plan keeping in mind artistic look (colours/ shades , shape , textures)
M	Students will calculate the cost required for the construction of bridge, the area of the base.
Humanities	<p>Geography: What are the geographical and climatic requirements for the construction of the suspension bridge?</p> <p>History: Research and evaluate the first suspension bridge from the history. Give at least 10 facts about the bridge and compare it with the modern-day example.</p>

Section 3: Well-being and Mindfulness

Task 1: Mindful Moments

Design a daily mindfulness routine that promotes well-being and relaxation. Create a schedule with different activities, such as breathing exercises, meditation, and gratitude journaling, and explain how each activity contributes to overall well-being.

Task 2: Healthy Habits

Digital detox: Set aside designated times where the family disconnects from electronic devices. Encourage activities such as board games, puzzles, outdoor play, or reading books together. This allows for quality bonding time and reduces the distractions of screens. Provide photographs of your quality time and create videos of family sharing their experiences.

Section 4: French

Read or watch the story of “Le Petit Prince”. Complete one task either A or B

Read some of the stories of the little Prince:” Le Petit Prince “

- ❖ http://vk.com/doc162499119_134552706?hash=0fd1fd1ea3814d6a65&dl=cf22ff73245399ade8
- ❖ https://vk.com/doc2546448_321348674?hash=13ca47853024525f9d

Watch some cartoons or a film based on the stories of ”le Petit Prince “; for example:

- ❖ [Le Petit Prince \(film de 1990\).mp4](#)

Task A

Make your own video (or podcast) playing a role of Petit Prince (you can ask your friends to help you to stage one of the episodes) or make a new animation based on these stories.

Task B

Imagine Petit Prince lives in modern times in Dubai – how different his adventures would be? Make up a new story/ episode of Petit Nicolas; you may present it in a form of a cartoon strip.

Section 5 : Arabic A

امسح الرمز الذي أمامك. (QR)

① القراءة: اقرأ القصص الخمسة التالية، ثم أجب عن أسئلتها.



② إملأ: شاهد الفيديوهات التالية، لمراجعة دروس الإملاء.



③ القواعد: شاهد الفيديوهات لمراجعة دروس النحو.



④ البلاغة: شاهد الفيديوهات لمراجعة دروس البلاغة.






⑤ الكتابة: اكتب في الموضوعين التاليين ما لا يقل عن 250 كلمة لكل موضوع.

- 1- كثير من الآباء يتخذون انشغالهم بالعمل من أجل تأمين متطلبات ومستقبل الأبناء ذريعة لعدم متابعة أحوالهم، والاهتمام بمناقشتهم ومراقبة سلوكياتهم، اكتب مقالاً حول هذه القضية.
- 2- شهد العالم تطوراً كبيراً حتى أن الاختراعات والاكتشافات التي نراها اليوم لم يكن يتصورها أحد قبل أعوام قليلة ماضية، في ضوء ذلك ناقش كيف كانت الحياة قبل الإنترنت وكيف أصبحت بعده.

Year 8 Arabic for Non-Arabs




Reading:

- 1- Scan the QR codes and find the link bellow to read the story then write down the new vocabulary you have learned then apply them in new contexts.



https://read.kutubee.com/book/book_1219/read?mode=student

- 2- Scan the QR codes and find the link bellow to read the story then record videos showing you reading the story.



https://read.kutubee.com/book/book_1219/read?mode=student

Listening:

- 1- Scan the QR code or find the link bellow to watch the videos then write your own examples using literacy styles through the given link.



<https://me-qr.com/gGsa6Sdi>

<https://me-qr.com/OrOk1PX6>

<https://me-qr.com/O9ccFB09>

2- Scan the QR code or find the link bellow to watch the videos then design posters or write tweets related to the topics




<https://me-qr.com/RKD9DXgV>

<https://me-qr.com/D14ogShT>


Speaking:

Choose two of the following tasks



1. Record videos speaking about the given topics (life in past and present – family – cleanliness).

Scan the QR codes or find the link bellow to know more before recording your videos



<https://me-qr.com/08dyMD2Z>

<https://me-qr.com/NVL6wsZe>

<https://me-qr.com/yDTkkTiu>

- Record videos speaking about your Summer Holiday in Arabic.
- Record videos with one of your family members teaching them Arabic

Note: You can teach them something related the school topics or record any dialogue in Arabic.

Writing:

Choose two of the following tasks:



- 1- Design a poster or write tweets in Arabic about (life in past and present – time with family).
- 2- Write about your childhood memories.
- 3- Write a topic about celebrations and occasions using literacy styles.

Year 8 Islamic for Arabs

أولاً:- القرآن الكريم

امسح رموز QR للاستماع للآيات القرآنية من سورة (يس)، أو انقر فوق الرموز أدناه لقراءة السورة، ثم أجب عن المهام أدناه.



1. ابحث عن تفسير السورة في تفسير السعدي.
2. استخرج بعض أحكام التلاوة الواردة فيها.
3. حفظ السورة الكريمة.
4. تلخيص القصص التي وردت في السورة.

ثانياً: السنة النبوية

امسح رموز QR لمشاهدة فيديو عن حديث الأعمال بالنيات، أو انقر فوق الرموز أدناه لقراءة الحديث، ثم أجب عن المهام أدناه.



1. ابحث عن تفسير الحديث الشريف.
2. حفظ الحديث الشريف.
3. كتابة القيم التي يتضمنها الحديث الشريف.

ثالثاً: السيرة النبوية

امسح رموز QR لمشاهدة فيديو عن فتح مكة، ثم قم بكتابة بحث عن صلح الحديبية ونتائجه والدروس المستفادة منه.



رابعاً: القيم الإسلامية

امسح رموز QR لمشاهدة فيديو عن الإخلاص وعدم الرياء، ثم اكتب بحثاً توضح فيه مفهوم الرياء وجزاءه مع ذكر الدليل عليه من القرآن والسنة، وخطورة الرياء على الفرد والمجتمع.



Year 8 Islamic for Non-Arabs

QURAN

Scan QR code and recite the ayat of Surah Hashr ayat 22-24.


1. Memorize the ayat.
2. Create a beautiful mind map on the Attributes of Allah as mentioned in the ayat with their meanings.



SEERAH,

Scan QR code and read the story of Prophet Yunus (AS).


1. Write down about the significance of the quality of repentance.
2. Explain in your writing, how does the quality of repentance help us to develop the fear of Allah into our hearts.
3. Analyze the consequences of not repenting over sins and mistakes



MORAL VALUE,

Scan QR code or click on the icon, read about the concept of good character in Islam and -

1. Write down an essay on the importance of having a good character that is encouraged by Allah and Prophet (P.B.U.H).
2. What are the qualities that we need to develop in order to develop a righteous character?
3. What we lose if we do not have a righteous character? (you can record your video to answer this question)



Submission Details:

- Your completed tasks should be submitted in the form of a PDF document, presentation using any e-learning platform, videos, paintings and any art forms.
- Include your name, class, and your year and section on the cover page.
- Submit your work in zip folder via email to your form tutor by 10th September 2024.
- Ensure that your submission is appropriately labeled, e.g., "Aim High Summer Holiday Homework Programme"
- Avoid late submissions

Note: Remember to have fun, be curious, and explore new ideas during your summer holiday. Good luck!

Winchester School, Jebel Ali

WIN READING PROGRAM 2024-25


YEAR 7

WIN Reading Program aims to encourage a love of reading for leisure and pleasure in students while improving their reading levels. It promotes students to read more and to read more widely. The goal of our Reading Program is to have diversify students reading, grow as readers and accomplish whatever reading goals they have set for themselves

How does it work?

- Select the books you want to read from the list below.
- You can complete the list in any order.
- Read **at least three books per term.**
- Try new authors or Genres you haven't read before.
- Once you have finished with a book, share your read and book review or trailer with your English Teacher.
- You may get as creative as you can to share your read.
- The books you have read per term will be reported in your report card.

Fiction	Non-Fiction
Freedom (1783) By Catherine Johnson Artichoke Hearts by Sita Brahma Chari The Gold Fish Boy by Lisa Thomson Peter Pan by JM Barrie The Dark Is Rising by Susan Cooper Oliver Twist by Charles Dickens Wolf by Gillian Cross Boy and Going Solo by Quentin Blake Escape from Alcatraz: The Mystery of the Three Men Who Escaped from the Rock by Eric Braun War Horse by Michael Morprugo Great Expectations by Charles Dickens The Old Man and the Sea by Ernest Hemmingway The Blue Umbrella by Ruskin Bond A Study in Scarlet by Arthur Conan Doyle	Steve Jobs: The Man Who Thought Different



READING

Scan here for more
digital Books



Scan me!

