

# The Winchester School, Jebel Ali

## Aim High Holiday Homework

### Year 7 Moving to Year 8



Jaimee Felysse Reyes – Year 8F

## AIM HIGH PROGRESS STUDY PROGRAMME

Dear Parents,

As we approach the end of the academic year, we want to extend our warmest wishes to you and your child. With the transition from Year 6 to Year 7 approaching, we are excited to introduce our Summer Pack for incoming Year 8 students.

Throughout the year, our students have participated in numerous experiential learning activities, such as field trips, hands-on science experiments, community service projects, and volunteering. These experiences have allowed them to apply their classroom knowledge in real-world settings and develop valuable practical skills.

STREAM (Science, Technology, Robotics, Engineering, Art, and Math) projects such as VEX robotics, Lego, and Fable robots have allowed them to apply their knowledge in real-world contexts, significantly enhancing their critical thinking and problem-solving skills.

Additionally, our students have engaged in a variety of school and extracurricular events that further developed their skills. We adopted a STREAM-based, Project-Based Learning (PBL) approach where students tackled real-life problems, conducted research, and presented their findings creatively. This approach not only deepened their understanding of subjects but also fostered collaboration and innovative thinking.

Furthermore, students had opportunities to participate in coding competitions, gamification activities, and hackathons, which boosted their problem-solving and computational thinking abilities. These experiences prepared them for future technological challenges.

To strengthen their communication skills, we offered enrichment activities such as elocution and soliloquy presentations, providing platforms for students to express themselves confidently.

We are proud of the progress our students have made and the skills they have developed through these diverse learning experiences.

This Summer Pack is designed to keep your child engaged in learning over the summer break, ensuring a smooth transition into Year 8. It includes a range of activities and resources aimed at reinforcing key skills and knowledge, while also providing opportunities for exploration and growth.

We believe that the Summer Pack will not only help your child stay academically sharp during the break but also foster a love for learning that will serve them well in the years to come. Please ensure that your child completes the activities in the Summer Pack and submits it to the Form tutor by **9<sup>th</sup> September 2024**.

As your child is moving from Year 7 to Year 8, you can look at the Family Learning Newsletters for Year 8 and learn, in advance, about the learning modules, which will be covered in the coming academic year.

Please find the below links for Family Learning Newsletter:

<https://www.thewinchesterschool.com/for-parents/family-learning-newsletters/>

These are also very useful for new parents. For example, if your child has completed Year 7 in another school, you can look over the Family learning newsletter for Year 8 and map your child's existing learning to what has been completed at The Winchester School, Jebel Ali thus avoiding any gaps.

We hope you will be able to use all these valuable learning resources to support and enrich your child in reaching their full potential. The Winchester School deeply values **'Parents as Partners in Learning.'**

Please note Wednesday 3<sup>rd</sup> July 2024 will be the last working day for students for this academic year. The school will be closed for the summer vacation from Thursday, 4<sup>th</sup> July 2024 and will reopen for new students and Sixth Formers (Year 12 & 13) on Monday, 26<sup>th</sup> August 2024 and for all students on Tuesday, 27<sup>th</sup> August 2024.

Wish you all a very happy and blessed holidays. Enjoy with family and friends. Looking forward to welcoming you back in the new academic year.

Yours sincerely,



Preeti Manoj  
Head of Secondary  
The Winchester School, Jebel Ali

# Let's Get Started.....

## Instructions:

1. Read the overview, tasks and guidelines carefully before starting your Aim High Progress Study Programme.
2. Select any one task from each section. There are five sections.
3. Reading programme is mandatory for all students.
4. All students must update their student profiles with the activities you will engage in the summer.

### **Section 1: Values, Attitudes and Attributes**

Choose any one act of kindness or as many you can and be the champion of the GEMS Jewels of Kindness and Respect- Earn your badges and stickers. Send the evidences as a presentation using Canva or Sway.

#### **Task 1: Empathetic**

Choose any one act of kindness or as many you can and be the champion of the GEMS Jewels of Kindness and Respect- Earn your badges and stickers. Upload the evidences as a presentation using Canva or Sway.

- Sacrifice something that you like the most or you enjoy the most, and see how it feels to be out of your comfort zone.
- Play an Empathy Scavenger Hunt with your family to help identifying emotions and special places of your home.
- Engage in teaching someone online eg – teaching Maths, English Grammar, Science or baking etc.
- Find a community project, locally or in another country or initiate to support a cause.
- Say sorry or forgive someone and bring a big relief and smile to you and others.
- Engage in Daily Chat Time with Parents and Grandparents, be a good listener.
- Personalised **Thinking of you card** - It's always comforting knowing that someone is thinking of you and cares enough to check-in. Send words of encouragement to a loved one, it will make a lot of difference.

#### **Task 2: Hard Working**

“Doing the best at this moment puts you in the best place for the next moment”-Oprah Winfrey. Engage in the endless activities and prove that you are hardworking. Create a padlet wall and upload all the evidences and share the link of the padlet.

- Learn an online course – please find the links below  
<https://www.open.edu/openlearn/free-courses/full-catalogue>  
<https://www.futurelearn.com/courses>
- Learn a new instrument
- Learn to sing
- Learn a new language
- Walk, feed or clean your pet Empty Trash regularly
- Water both the outdoor and indoor plants
- Help with choosing meals and shopping
- Help with meal preparation and serving, under supervision

## Section 2: STREAM Project

Select one of the projects from below.

### **PROJECT:** ECO-FRIENDLY DREAM HOME

Learning outcome: You should be able to design an eco-friendly dream home keeping in mind the climatic conditions of UAE

<b>S</b>	Students will research and create a plan for an eco- friendly home that meets all daily living needs for their home. Student's goal is to have the least carbon footprint they can while living comfortably.
<b>T</b>	Using Mine craft create a world with an eco-friendly home. Try to include all features in it.
<b>R</b>	Read on different energy resources and how UAE is planning to reduce its greenhouse gas emissions by 2050.
<b>E</b>	Create a digital 3D model of your eco-friendly dream home. Create a 1-minute advertisement to market your dream home.
<b>A</b>	Create interior/exterior of home with all elements of art and design which reflects eco-friendly elements.
<b>M</b>	Calculate cost of building home, calculate square footage of rooms, amount of paint and other materials (floor covering, curtains) needed to finish home, reduction of carbon footprints
<b>Humanities</b>	<p><b>Geography-</b> What can be the alternate sources of energy used in the house? With the help of flow chart explain the elements in the house using the alternate sources of energy. Also, research on the alternate sources of energy used by country you living in. what are the different incentives taken by government and how effective are they?</p> <p><b>History-</b> Do you think alternate usage of energy source is a modern-day idea. Support your answer with relevant research and also give your opinion on the same.</p>

Sample:



## **PROJECT B**

### **PROJECT:** 3D – Printed model of a Building

Learning outcome: You should be able to plan and design a 3D printed model of a building at par with the unique and innovative building designs existing in UAE.

<b>S</b>	Research on the first 3D printed office in Media City, Dubai and then plan your own 3D printed building model, choose the appropriate materials for the building model. Make sure that the materials are durable and affordable. Make sure the environment in which the project would be used, incorporate adaptations for that environment and describe the use of simple machines, levers and inclined planes.
<b>T</b>	Using Mine craft create a presentation of 3D printing model of a Building
<b>R</b>	Read on the Engineering design briefs of different innovative buildings in UAE and compare the designs and what makes them unique.
<b>E</b>	Imagine you are a real estate agent. You have decided to use Office-Mix to create your presentation. The purpose is to attract potential customers so when creating the presentation, keep in mind persuasive language and features as well as relevant terminology.
<b>A</b>	Design a 3D architectural poster of the building model mentioned above.
<b>M</b>	Identify the basic geometric shapes of the model and determine the total volume of the structure. Calculate the cost of building, 3D printer and the materials required.
<b>Humanities</b>	<p><b><u>Geography-</u></b> To every advantage there is a corresponding disadvantage. Do you think 3 D printing is blessing in disguise or it will soon be a problem for mankind? Evaluate and analyse on the advantages and disadvantages of 3 D printing.</p> <p><b><u>History-</u></b> 3 D printing can be very useful for history students. Explain the statement with examples.</p>



### Section 3: Well-being and Mindfulness

#### Task 9: Mindful Moments

Gratitude journaling: Set aside time each day for family members to write down three things they are grateful for. This practice cultivates a positive mindset and helps shift the focus toward appreciation and joy. Share evidences of your Gratitude Journal and share your experiences through videos.

#### Task 10: Healthy Habits

Develop a healthy recipe using fresh, seasonal ingredients. Include a list of ingredients, step-by-step instructions, and an explanation of the nutritional benefits of your dish. Consider including alternative options for dietary restrictions.

### Section 4: French either A or B

#### Read or watch the story of “Le Petit Nicolas”. Complete one task

Read some of the stories of the little Nickolas :”Le Petit Nicolas “, particularly the ones about his holidays :”Les vacances du Petit Nicolas

[https://vk.com/doc129014023\\_271948880?hash=7a0dbf0ffcce6f821c&dl=0dc063147a2c64c38c](https://vk.com/doc129014023_271948880?hash=7a0dbf0ffcce6f821c&dl=0dc063147a2c64c38c)

Watch some cartoons or a film based on the stories of ”le petit Nicolas “

[LE PETIT NICOLAS - Spécial Football.mp4](#)

#### Task A

Make your own video ( or podcast ) playing a role of Petit Nicolas ( you can ask your friends to help you to stage one of the episodes ) or make a new animation based on these stories

#### Task A

Make your own video ( or podcast ) playing a role of Petit Nicolas ( you can ask your friends to help you to stage one of the episodes ) or make a new animation based on these stories

### Section 5 : Arabic

امسح الرمز الذي أمامك. (QR)

① القراءة: اقرأ القصص الخمسة التالية، ثم أجب عن أسئلتها.



② إملاء: شاهد الفيديوهات التالية، لمراجعة دروس الإملاء.



③ القواعد: شاهد الفيديوهات لمراجعة دروس النحو.



④ البلاغة: شاهد الفيديوهات لمراجعة دروس البلاغة.






⑤ الكتابة: اكتب في الموضوعين التاليين ما لا يقل عن 250 كلمة لكل موضوع.

- 1- كثير من الآباء يتخذون انشغالهم بالعمل من أجل تأمين متطلبات ومستقبل الأبناء ذريعة لعدم متابعة أحوالهم، والاهتمام بمناقشتهم ومراقبة سلوكياتهم، اكتب مقالاً حول هذه القضية.
- 2- شهد العالم تطوراً كبيراً حتى أن الاختراعات والاكتشافات التي نراها اليوم لم يكن يتصورها أحد قبل أعوام قليلة ماضية، في ضوء ذلك ناقش كيف كانت الحياة قبل الإنترنت وكيف أصبحت بعده.

## Year 8 Arabic for Non-Arabs




### Reading:

- 1- Scan the QR codes and find the link bellow to read the story then write down the new vocabulary you have learned then apply them in new contexts.



[https://read.kutubee.com/book/book\\_1219/read?mode=student](https://read.kutubee.com/book/book_1219/read?mode=student)


2. Scan the QR codes and find the link bellow to read the story then record videos showing you reading the story.



[https://read.kutubee.com/book/book\\_1219/read?mode=student](https://read.kutubee.com/book/book_1219/read?mode=student)

### Listening:

- 1- Scan the QR code or find the link bellow to watch the videos then write your own examples using literacy styles through the given link.




<https://me-qr.com/gGsa6Sdi>

<https://me-qr.com/OrOk1PX6>

<https://me-qr.com/O9ccFB09>

2- Scan the QR code or find the link bellow to watch the videos then design posters or write tweets related to the topics




<https://me-qr.com/RKD9DXgV>

<https://me-qr.com/D14ogShT>


### Speaking:

Choose two of the following tasks



1. Record videos speaking about the given topics (life in past and present – family – cleanliness).

Scan the QR codes or find the link bellow to know more before recording your videos



<https://me-qr.com/08dyMD2Z>

<https://me-qr.com/NVL6wsZe>

<https://me-qr.com/yDTkkTiu>

- Record videos speaking about your Summer Holiday in Arabic.
- Record videos with one of your family members teaching them Arabic

Note: You can teach them something related the school topics or record any dialogue in Arabic.

### Writing:

Choose two of the following tasks:

- 1- Design a poster or write tweets in Arabic about (life in past and present – time with family).
- 2- Write about your childhood memories.
- 3- Write a topic about celebrations and occasions using literacy styles.



## Year 8 Islamic for Arabs

### أولاً:- القرآن الكريم

امسح رموز QR للاستماع للآيات القرآنية من سورة (يس)، أو انقر فوق الرموز أدناه لقراءة السورة، ثم أجب عن المهام أدناه.

1. ابحث عن تفسير السورة في تفسير السعدي.
2. استخرج بعض أحكام التلاوة الواردة فيها.
3. حفظ السورة الكريمة.
4. تلخيص القصص التي وردت في السورة.



### ثانياً: السنة النبوية

امسح رموز QR لمشاهدة فيديو عن حديث الأعمال بالنيات، أو انقر فوق الرموز أدناه لقراءة الحديث، ثم أجب عن المهام أدناه.

1. ابحث عن تفسير الحديث الشريف.
2. حفظ الحديث الشريف.
3. كتابة القيم التي يتضمنها الحديث الشريف.



### ثالثاً: السيرة النبوية

امسح رموز QR لمشاهدة فيديو عن فتح مكة، ثم قم بكتابة بحث عن صلح الحديبية ونتائجه والدروس المستفادة منه.



### رابعاً: القيم الإسلامية

امسح رموز QR لمشاهدة فيديو عن الإخلاص وعدم الرياء، ثم اكتب بحثاً توضح فيه مفهوم الرياء

وجزائه مع ذكر الدليل عليه من القرآن والسنة، وخطورة الرياء على الفرد والمجتمع.



## Year 8 Islamic for Non-Arabs

### QURAN

Scan QR code and recite the ayat of Surah Hashr ayat 22-24.

1. Memorize the ayat.
2. Create a beautiful mind map on the Attributes of Allah as mentioned in the ayat with their meanings.



### SEERAH,

Scan QR code and read the story of Prophet Yunus (AS).

1. Write down about the significance of the quality of repentance.
2. Explain in your writing, how does the quality of repentance help us to develop the fear of Allah into our hearts.
3. Analyze the consequences of not repenting over sins and mistakes



### MORAL VALUE,

Scan QR code or click on the icon, read about the concept of good character in Islam and -

1. Write down an essay on the importance of having a good character that is encouraged by Allah and Prophet (P.B.U.H).
2. What are the qualities that we need to develop in order to develop a righteous character?
3. What we lose if we do not have a righteous character? (you can record your video to answer this question)



### Submission Details:

- Your completed tasks should be submitted in the form of a PDF document, presentation using any e-learning platform, videos, paintings and any art forms.
- Include your name, class, and your year and section on the cover page.
- Submit your work in zip folder via email to your form tutor by Thursday 7<sup>th</sup> September 2024.
- Ensure that your submission is appropriately labeled, e.g., "Aim High Summer Holiday Homework Programme"
- Avoid late submissions

Note: Remember to have fun, be curious, and explore new ideas during your summer holiday. Good luck!

## The Winchester School, Jebel Ali

### WIN READING PROGRAM 2024-25


#### YEAR 8

WIN Reading Program aims to encourage a love of reading for leisure and pleasure in students while improving their reading levels. It promotes students to read more and to read more widely. The goal of our Reading Program is to have diversify students reading, grow as readers and accomplish whatever reading goals they have set for themselves

#### How does it work?

- Select the books you want to read from the list below.
- You can complete the list in any order.
- Read **at least three books per term.**
- Try new authors or Genres you haven't read before.
- Once you have finished with a book, share your read and book review or trailer with your English Teacher.
- You may get as creative as you can to share your read.
- The books you have read per term will be reported in your report card.

Fiction	Non-Fiction
Ruby in the Smoke By Philip Pullman Private Peaceful by Michael Morpurgo The Hobbit by JRR Tolkein Black Beauty by Anna Sewell Great expectation by Charles Dickens Treasure Island by Robert Louis Stevenson The Railway Children by E. Nesbit The War of The World by H.G.Wells The Wind in the Willows by Kenneth Grahame The Day Grandfather Tickled a Tiger by Ruskin Bond The Hound of the Baskervilles by Arthur Conan Doyle	Steve Jobs: The Man Who Thought Different



# READING

Scan here for more digital Books



Scan me!