



The Winchester School Jebel Ali



Family Learning Newsletter (Foundation Stage-2) November-December 2025

| Area of Learning | Focus | Home Activities / How can you help your child at Home | Useful website |
|---|---|---|--|
| <p>Prime Area Communication and Language</p> | <p>Listening and attention. Shows variability in listening behaviour; may move around and fiddle but still be listening or sit still but not absorbed by activity.</p> <p>Understanding Understands questions such as who; why; when; where and how.</p> <p>Speaking: Introduces a storyline or narrative into their play.</p> | <p>Talk to your child about improving their attention to instructions during tasks by playing activities like Simon Says or guiding them through simple cooking tasks to enhance listening and following steps. Try a Treasure Hunt by giving clues to find hidden toys or play Drawing by Directions, where you provide step-by-step instructions. Activities like Follow the Leader with clapping or hopping actions also help focus on physical directions.</p> <p>To help your child develop their understanding of "who," "why," "when," "where," and "how," Share open-ended questions during daily activities to encourage exploration. For instance, ask, "Who do you think is responsible for keeping our environment clean, and why is that important?" When reading together, talk to enhance their questioning skills. Additionally, you might ask, "How would you solve the problem if a friend was feeling left out during playtime?" Remember to celebrate their small successes to keep them Motivated.</p> <p>Encourage your child to introduce storylines into their play by providing props and costumes that inspire creativity. Model storytelling by sharing books and asking open-ended questions. Join in their play to spark imagination and suggest role-playing activities based on their favourite characters.</p> | <p>Listening and Attention</p> <p>Questioning</p> <p>Story Telling</p> |

| | | | |
|--|---|--|---|
| | | Celebrate their storytelling efforts to boost their confidence and creativity. | |
| <p>Prime Area Personal, Social and Emotional Development</p> | <p>Making Relationships: Develops particular friendships with other children, which help them to understand different points of view and to challenge their own and others’ thinking.</p> <p>Sense of Self: Shows confidence in choosing resources and perseverance in carrying out a chosen activity.</p> <p>Understanding Emotions Is increasingly flexible and cooperative as they are more able to understand other people’s needs, wants and behaviour.</p> <p>Promotes recognising and appreciating contributions.</p> | <p>Support your child develop friendships and understand different viewpoints by engaging in an imaginative Role Play activity. Share a scenario, such as running a shop, and invite a friend or sibling to join in. Talk about the different roles they can take and encourage open-ended questions about their feelings and actions during play. This fun activity fosters empathy and enhances their ability to appreciate differing viewpoints in friendships.</p> <p>Encourage your child to confidently choose the right resources and persevere when completing activities like art, crafts, or cleaning their toys or room. Support their independence by allowing them to select tools and materials for different tasks, helping them develop problemsolving skills while they engage in these activities</p> <p>Encourage your child to manage their feelings and tolerate situations where their wishes aren't met by allowing them to play with other children. Share stories and play opportunities to help them experience emotions like happiness, fear, and anxiety. Talk to them about showing empathy, such as helping at home when someone is tired or sharing toys with a sibling who is upset.</p> <p>Encourage your child to be thankful by talking about the good things in their day. Ask them to share one thing they are happy to have, like a toy, food or a family member. Create a “Thankful Jar” where your child can place a drawings or small items that show what they appreciate. Read picture books about gratitude and discuss how the character feel when they say thank you. Praise their effort when they</p> | <p>Making Friends</p> <p>Self-expression</p> <p>Managing Emotions</p> |
| <p>Leadership GEMSTONES</p> <p>November- Leading with Gratitude- Be thankful</p> | | | |

| | | | |
|---|---|--|--|
| <p><i>and appreciate what you have.</i></p> <p>December- Leading with Unity-</p> <p><i>Work together and support each other.</i></p> | <p>Highlights the importance of teamwork and collaboration.</p> | <p>express thankfulness. Encourage them to express gratitude to teachers, classmates and family.</p> <p>Encourage team-building activities or events to bring friends and family together. Highlight the importance of collaboration and celebrate each other’s achievements. Ask them to reflect on how they can support their friends and family. Talk to them about small actions they can do to make others feel supported and included</p> | |
| <p>Physical Development</p> | <p>Moving and handling: Experiments with different ways of moving, testing out ideas and adapting movements to reduce risk.</p> <p>Heath and self-care: Shows some understanding that good practices with regard to exercise, eating, drinking water, sleeping and hygiene can contribute to good health.</p> | <p>Create a mini obstacle course with cones, tunnels, and soft obstacles. Encourage your child to crawl, climb, jump, and balance. Provide balls of different sizes for your child to roll, throw, kick, and catch the balls, exploring different ways of moving them.</p> <p>To help your child understand the importance of good health practices, talk about healthy habits at home. Share a daily chart for exercise, healthy eating, and drinking water, encouraging them to check off each activity. Involve them in simple cooking tasks to explore nutritious foods and discuss the benefits of good hygiene during routines like handwashing.</p> | <p>Physical Activity</p> |
| <p>Specific Area Literacy</p> | <p>Reading Knows that information can be retrieved from books, computers and mobile digital devices.</p> <p>Begins to read some high frequency</p> | <p>Share a book and tech exploration at home by choosing a topic of interest, like animals. Read a picture book together, then use a tablet or computer to find fun facts about it. You can also create personalised storybooks in print or digital formats, making reading more meaningful for your child!</p> <p>Share the high-frequency word hunt activity at home by</p> | <p>Reading</p> |

words, and to use developing knowledge of letters and sounds to read simple phonically decodable words and simple sentences.

Stories

Little Turtle and The Changing Sea

Poldy moving around

I spy a desert

Baby Bear's goes Fishing

Writing:

Uses their developing phonic knowledge to write things such as labels and captions, later progressing to simple sentences.

Jolly Phonics

Letters: g, o, u, l, f, b. Recap of Letters:

c, k, e, h, r, m, d, g, o, u, l, f, b

Blending consonant, vowel, consonant

(CVC) words for reading and writing.

High frequency words - the, has,

creating flashcards with high-frequency words your child is learning. Talk about the words as you hide the flashcards around the house for your child to find. Encourage them to read each word aloud and create simple sentences using those words. This engaging activity will reinforce their reading skills and boost their confidence with phonics.




Encourage your child to retell stories using props and story language like "Once upon a time." Help them decide what parts they will play and what props they need for their performances. Talk about a turtle navigating the changing ocean and a penguin exploring different ways to move.

Encourage your child to label their drawings by saying the word slowly and focusing on each sound to form that word. Help them practice writing simple sentences using highfrequency words, such as "The cat is big" or "The car is red."

Share fun ways to encourage writing, like using chalk to draw on the playground and painting over it with water. Consider planning opportunities for writing, such as creating get-well cards for sick friends. Praise your child for their efforts in segmenting sounds, reassuring them that their writing doesn't have to be perfect.

To enhance your child's phonics skills, engage them in activities like a phonics scavenger hunt, where they can find objects containing the letters g, o, u, l, f, and b in the beginning, middle or at the end. **Share** sound sorting by writing target letters on cards and having your child categorize objects or pictures. For a fun twist, use letter tiles for CVC word building and challenge them to create as many

[High Frequency Words](#)



[Writing](#)

[High-Frequency Words](#)

| | | | |
|--------------------------------|--|---|--------------------------------------|
| | can, had, his, am, and, me | words as possible. Encourage your child to read simple words by sounding out the letters and blending them to make words like "fan," "gun," and "bag." Share and support your child as they explore tricky words through games and songs. | |
| Mathematics | <p>Composition In practical activities, adds one and subtract one with numbers to 10.</p> <p>Shapes Uses own ideas to make models of increasing complexity, selecting blocks needed, solving problems and visualising what they will build.</p> <p>Measures Becomes familiar with measuring tools in everyday experiences and play.</p> | <p>Encourage your child to use language involving addition for e.g. There are 3 people on the bus, 1 more person gets on. How many are on the bus now? (say together 4 and 1 more is 5, 3 and 1 more makes 4). Use words like more, and, add, makes, sum, total, and altogether. Also, do the same for less than use words like less than, take away, and subtraction. Share and add 1 or 2 more to a given number on fingers or objects.</p> <p>Provide resources for shape play including blocks, pattern blocks, mosaic tiles and jigsaw puzzles with different levels of challenge. Teach your child strategies for solving shape and jigsaw puzzles, describing shape properties and modelling the mathematical vocabulary such as straight, corner, edge.</p> <p>Share some fun activities at home using both standard and non-standard tools. Encourage your child to use measuring cups while baking and to measure with rulers or tape during craft projects. Introduce non-standard measurements by using blocks or their hands for length comparisons. These engaging activities will foster.</p> | Addition |
| Understanding the World | People and Communities Enjoys joining in with family, customs and routines | <p>Talk about your family traditions, such as special meals or celebrations, and encourage your child to invite their friends and encourage them to help with planning or preparing.</p> <p>Encourage them to join in on daily routines like setting the table or helping with chores. These experiences will help your</p> | People and Community |

| | | | |
|---|--|--|---|
| | <p>The World Looks closely at similarities, differences, patterns and changes</p> <p>Technology Can create content such as a video recording, stories, and/or draw a picture on screen.</p> | <p>child appreciate and enjoy being part of your family's customs and routines.</p> <p>Find the similarities and difference between their home country and Dubai. Changes happening in the weather and season. Talk about old and new Dubai. Share pictures of old and new toys. Encourage your child to compare and find the difference between them. Discuss how sea animals, like turtles and fish, have streamlined bodies and fins for swimming, while desert animals, such as camels and lizards, have adaptations like long legs and scales to cope with heat.</p> <p>Encourage your child to record a video of spending a day in a park, beach, amusement park, etc. Ask them to draw the favourite part of the day on screen using tablet, mobile, etc.</p> | <p>Save the Earth</p> <p>ICT in EYFS</p> |
| <p>Expressive Art and Design</p> | <p>Creating with Materials: Uses their increasing knowledge and understanding of tools and materials to explore their interests and enquiries and develop their thinking.</p> <p>Being Imaginative and Expressive: Plays cooperatively as part of a group to create, develop and act out an imaginary idea or narrative.</p> | <p>Talk to your child about ways of finding out what they can do with different media and what happens when they put different things together like flour with water or oil, corn flour in mixtures, baking powder in cake dough, tea bags in milk and water. Share and encourage your child to use unwanted scrap / different materials to make things e.g. bear, cave, train etc.</p> <p>Encourage your child to engage in group activities by creating and acting out stories with friends or family. Provide props and costumes to enhance their role-play and make it more engaging. Create story stones by painting images on rocks and using them as storytelling prompts. Talk to your child about taking turns and incorporating the images into their narratives, fostering teamwork and creativity.</p> | <p>Expressing themselves</p> <p>Role-Play</p> |

| | | | |
|------------------------------------|---|--|--|
| <p>Arabic for Arab</p> | <p>أن يميز التلميذ أشكال وأصوات الحروف التالية ذ - ر - ز . أن يحدد التلميذ صوت الحرف مع الحركات القصيرة . أن يكتب التلميذ الحرف بصورة صحيحة . أن يقرأ التلميذ كلمات تتضمن الحرف من خلال النظر للصورة . أن يربط التلميذ بين الحروف التي تم تعلمها لتكوين كلمات جديدة . أن يصف التلميذ صورًا مختلفًا بشكل صحيح .</p> | <p>مساعدة الابن على نطق الحرف بصورة صحيحة . مساعدة الابن على كتابة الحرف بشكل صحيح . مساعدة الابن في جمع صور لكلمات تحوي الحروف التي تعلمها . مساعدة الابن في إعداد معجم صغير مرفق بصور عن الحروف التي تعلمها .المدرسي . إملاء الحروف التي تم تعلمها بصورة دورية . ربط الحروف الهجائية بحياته اليومية من خلال البحث في أعباه أو داخل البيت وخارجه عن أشياء تبدأ بالحروف التي تعلمها . يمكن لولي الأمر الدخول من خلال الرابط المرفق لموقع قناة اللغة العربية والتربية الإسلامية الخاص بمدرسة ونشستر ومتابعة التسجيلات الخاصة الدروس ومشاركتها مع التلميذ وتدوين ما تعلمه في دفتره</p> | <p>قناة اللغة العربية والتربية الإسلامية بمدرسة ونشستر</p> |
| <p>Arabic for non-Arab</p> | <p>The greeting in Arabic and some Arabic instruction Some Arabic phrases. Arabic number (1 to 10) The sounds of the letters - ذ - ر - ز - د . with words as an Example of each sound. Arabic song (days of the week) Reading words include the sounds have learned.</p> | <p>Encourage your child to practice writing the letters with its shapes he- she learnt at school . Encourage your child to practice making oral sentences using words . Go through the links on the Arabic and Islamic YouTube channel so that you can help your child learn more at home about the topic</p> | <p>Arabic and Islamic YouTube Channel</p> |
| <p>Islamic for non-Arab</p> | <p>Smiling in your brother's face is charity Student will understand the importance of a smile in Islam. Students will identify the power of Smiling. Students will apply the attitude of smiling in the school. Surah Al-Ikhlās Identify the value of reciting Quran. Know the meaning of the surah Al-Ikhlās.</p> | <p>Talk with your child about the importance of smiling. Share with your child some examples of the prophet Mohammed biography about smiling. Support your child to memorize surah al- Ikhlas. Please encourage your child to share a smile everywhere. Encourage your child to apply obligatory element of Salah. Go through the links on the Arabic and Islamic YouTube Channel so that you can help your child learn more at home about the topic.</p> | <p>Arabic and Islamic YouTube Channel</p> |

| | | | | | | | | | | | | | | | | | | | | | | | | | | | | | | | | | | | |
|--|---|---|---|--------------|---------------------------------------|---|--|----------------|---|--------------------|--|--------------------|--|--------------------------------|--|-------------------------------|--|-------------------------------------|---|-------------|--|--------------|---|--------------------------------------|--|--------------------------|--|-----|---|--------------------------|---|--------------|--|--------|-------------------------------------|
| | The virtues of reciting Surah Al-Ikhlas. | | | | | | | | | | | | | | | | | | | | | | | | | | | | | | | | | | |
| Islamic for Arabs | <p>سورة الإخلاص أن يتلوا الطالب السورة تلاوة صحيحة أن يستمع الطالب إلى سورة الإخلاص أن يميز الطالب بعض صفات التوحيد أن يميز الطالب قدرة الله على كل شيء اسم الرسول صلى الله عليه وسلم أن يميز التلميذ قصة مولد الرسول صلى الله عليه وسلم التلميذ نسب الرسول صلى الله عليه أن يوضح وسلم أن يعرف التلميذ مكان مولد الرسول صلى الله عليه وسلم</p> | <p>يساعد ولي الأمر التلميذ في حفظ سورة الإخلاص تعلم بعض أسماء الله الحسنى حث الابن على الالتزام بأداب التلاوة ذكر قصة مولد الرسول صلى الله عليه وسلم ورعاية التعبير عن حب الرسول صلى الله عليه وسلم مشاهدة فيديوهات عن مولد الرسول يمكن لولي الأمر الدخول من خلال الرابط المرفق لموقع قناة اللغة العربية والتربية الإسلامية الخاص بمدرسة ونشستر ومتابعة التسجيلات الخاصة بالدروس ومشاركتها مع التلميذ وتدوين ما تعلمه في دفتره المدرسي</p> | <p>سورة الإخلاص مولد الرسول مولد الرسول 2 قناة اللغة العربية والتربية الإسلامية بمدرسة ونشستر</p> | | | | | | | | | | | | | | | | | | | | | | | | | | | | | | | | |
| <p><u>Coming Up Events-</u></p> <table border="0"> <tr> <td>UAE Flag Day</td> <td>Monday, 3rd November 2025</td> </tr> <tr> <td>World Science Day for Peace and Development</td> <td>Monday, 10th November 2025</td> </tr> <tr> <td>FS2 Sports Day</td> <td>Tuesday, 11th November 2025</td> </tr> <tr> <td>World Kindness Day</td> <td>Thursday, 13th November 2025</td> </tr> <tr> <td>World Diabetes Day</td> <td>Friday, 14th November 2025</td> </tr> <tr> <td>International Day of Tolerance</td> <td>Monday, 17th November 2025</td> </tr> <tr> <td>International Day of Students</td> <td>Monday, 17th November 2025</td> </tr> <tr> <td>FS2 Field Trip to Al Quoz Pond Park</td> <td>Wednesday, 19th November 2025</td> </tr> <tr> <td>Arabic Week</td> <td>Monday, 24th to Friday, 28th November 2025</td> </tr> <tr> <td>Hour of Code</td> <td>Thursday, 27th and Friday, 28th November 2025</td> </tr> <tr> <td>Martyr's Day / UAE Commemoration Day</td> <td>Thursday, 27th November 2025</td> </tr> <tr> <td>National Day Celebration</td> <td>Friday, 28th November 2025</td> </tr> <tr> <td>PTM</td> <td>Saturday 29th November 2025</td> </tr> <tr> <td>UAE National Day holiday</td> <td>Tuesday 2nd and Wednesday 3rd December 2025</td> </tr> <tr> <td>Winter Break</td> <td>Monday 8th December 2025 – Friday 2nd January 2026</td> </tr> <tr> <td>Term 2</td> <td>Monday 5th January 2026</td> </tr> </table> | | | | UAE Flag Day | Monday, 3 rd November 2025 | World Science Day for Peace and Development | Monday, 10 th November 2025 | FS2 Sports Day | Tuesday, 11 th November 2025 | World Kindness Day | Thursday, 13 th November 2025 | World Diabetes Day | Friday, 14 th November 2025 | International Day of Tolerance | Monday, 17 th November 2025 | International Day of Students | Monday, 17 th November 2025 | FS2 Field Trip to Al Quoz Pond Park | Wednesday, 19 th November 2025 | Arabic Week | Monday, 24 th to Friday, 28 th November 2025 | Hour of Code | Thursday, 27 th and Friday, 28 th November 2025 | Martyr's Day / UAE Commemoration Day | Thursday, 27 th November 2025 | National Day Celebration | Friday, 28 th November 2025 | PTM | Saturday 29 th November 2025 | UAE National Day holiday | Tuesday 2 nd and Wednesday 3 rd December 2025 | Winter Break | Monday 8 th December 2025 – Friday 2 nd January 2026 | Term 2 | Monday 5 th January 2026 |
| UAE Flag Day | Monday, 3 rd November 2025 | | | | | | | | | | | | | | | | | | | | | | | | | | | | | | | | | | |
| World Science Day for Peace and Development | Monday, 10 th November 2025 | | | | | | | | | | | | | | | | | | | | | | | | | | | | | | | | | | |
| FS2 Sports Day | Tuesday, 11 th November 2025 | | | | | | | | | | | | | | | | | | | | | | | | | | | | | | | | | | |
| World Kindness Day | Thursday, 13 th November 2025 | | | | | | | | | | | | | | | | | | | | | | | | | | | | | | | | | | |
| World Diabetes Day | Friday, 14 th November 2025 | | | | | | | | | | | | | | | | | | | | | | | | | | | | | | | | | | |
| International Day of Tolerance | Monday, 17 th November 2025 | | | | | | | | | | | | | | | | | | | | | | | | | | | | | | | | | | |
| International Day of Students | Monday, 17 th November 2025 | | | | | | | | | | | | | | | | | | | | | | | | | | | | | | | | | | |
| FS2 Field Trip to Al Quoz Pond Park | Wednesday, 19 th November 2025 | | | | | | | | | | | | | | | | | | | | | | | | | | | | | | | | | | |
| Arabic Week | Monday, 24 th to Friday, 28 th November 2025 | | | | | | | | | | | | | | | | | | | | | | | | | | | | | | | | | | |
| Hour of Code | Thursday, 27 th and Friday, 28 th November 2025 | | | | | | | | | | | | | | | | | | | | | | | | | | | | | | | | | | |
| Martyr's Day / UAE Commemoration Day | Thursday, 27 th November 2025 | | | | | | | | | | | | | | | | | | | | | | | | | | | | | | | | | | |
| National Day Celebration | Friday, 28 th November 2025 | | | | | | | | | | | | | | | | | | | | | | | | | | | | | | | | | | |
| PTM | Saturday 29 th November 2025 | | | | | | | | | | | | | | | | | | | | | | | | | | | | | | | | | | |
| UAE National Day holiday | Tuesday 2 nd and Wednesday 3 rd December 2025 | | | | | | | | | | | | | | | | | | | | | | | | | | | | | | | | | | |
| Winter Break | Monday 8 th December 2025 – Friday 2 nd January 2026 | | | | | | | | | | | | | | | | | | | | | | | | | | | | | | | | | | |
| Term 2 | Monday 5 th January 2026 | | | | | | | | | | | | | | | | | | | | | | | | | | | | | | | | | | |