
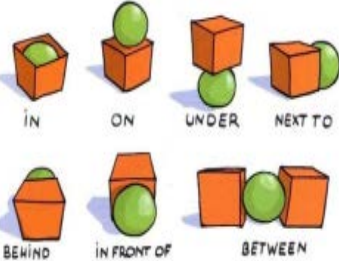




The Winchester School, Jebel Ali

Family Learning Newsletter- Year 3, November- December 2025



Area of learning	Focus	Activities to help your child at home	Useful Websites/Resources
Literacy	<p><u>Topic identified based on Term 1 gap analysis:</u> Spellings: irregular verbs in the past tense.</p> <p>Grammar: <u>Verbs- Tenses</u> To use the Simple Past Tense and the Past perfect Tense</p> <p><u>Punctuation</u> To use apostrophe for ownership or possession.</p> <p><u>Preposition</u> To use prepositions of time and place.</p>	<p><u>Talk and Encourage the children to do the following:</u> Tell your child that irregular verbs do not follow the normal patterns for tense and past participle. While most English regular verbs use the ending “-ed” for the past tense and participle forms, irregular verbs each have their own unique tense forms and past participles.</p> <p>Connect concepts to their surroundings. Instead of starting with grammar rules, show them examples from daily life. Past: “Yesterday, you played in the park.” Present: “Today, you are playing in the park.” Future: “Tomorrow, you will play in the park.”</p> <p>Encourage your child to change to the present perfect tense. Link the past to the present – and then teach its formula: have/has + past participle. Example -I've been to Indonesia. She hasn't eaten sushi. What countries have you visited?</p> <p>Apostrophe Begin with activities that encourage your child to use Matching cards, for example ‘I am’ with ‘I’m’. These will familiarize your child with the spellings and placing an apostrophe in words.</p> <p>Encourage your child to describe things around the house with respect to their positions. Encourage them to use interesting and varied vocabulary to describe the position of the things around.</p>	 <p>grammar-practice/present-perfect-experiences</p> <p>Present perfect tense</p> <p>Using apostrophes - BBC Bitesize</p> 



To use **Time Connectives** to indicate when something is happening.

Example: The flowers are in the vase. I left my shoes under the brown table.

Use "at" for specific or exact times (e.g., at 6 PM, at midnight), specific points in the day (e.g., at night, at sunset), holidays (at Eid), and certain time phrases (at the weekend). Use "on" for specific days, dates, and holidays that include "day" (e.g., on Monday, on May 1st). Use "in" for longer periods like months, years, seasons, and parts of the day (e.g., in January, in 2023, in summer, in the morning).

Encourage your child to put events in the right order with time connectives to show when something happened. Guide your child to begin sentences with- First, Second, Next, After that, Then, Later, and Finally.

TEXT LEVEL:
NON- FICTION:

Rhyming Couplets

To explore rhyme schemes and create rhyming poems.


Talk to your child about rhyming words.

Read a poem to the child and let your child tell you the rhyming words.

Discuss that a rhyming couplet is a pair of successive lines that rhyme. It's usually the last words at the end of each line that rhyme. They're also typically the same length and have the same meter or rhythm.

Encourage your child to add rhyming couplets to a poem.

Talk to your child about the importance of eating healthy and staying well as well as the importance of various sports for a healthy body.



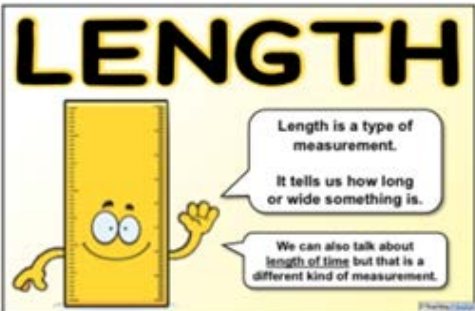





The Winchester School, Jebel Ali

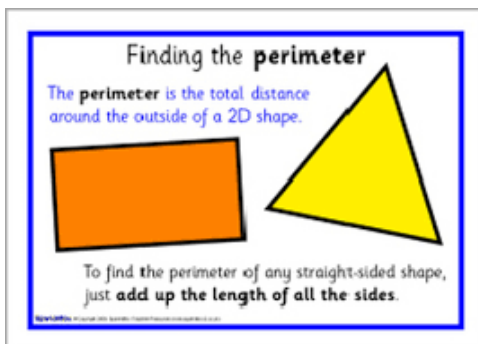
Family Learning Newsletter- Year 3, November- December 2025



	<p>Moral Education:</p> <ul style="list-style-type: none"> • Being Healthy and Staying well • Proper food and good health • Sports and a healthy body <p>Leadership Gemstones – Citrine - Celebrates gratitude</p> <p>Key Focus – To appreciate and recognize contributions.</p>	<p>Share recipes that are wholesome and have nutrients. Provide opportunities for your child to share his/her feelings. Read a story together and ask your child what he/she feels for the character.</p> <p>Encourage your child to empathize with the feelings of family members and friends.</p> <p>Talk to your child about being positive and grateful.</p> <p>Share with your child the value of the leadership gemstone that consists of expressing gratitude to teachers, classmates and family.</p> <p>Encourage your child to share what they are thankful for and help them to recognize contributions made by others.</p>	<p>GRATITUDE</p> <p>CITRINE</p> <p>Promotes recognising and appreciating contributions.</p>  
<p>Mathematics</p> <p>Measurement – Length and Perimeter</p>	<p>Measurement – Length</p>  <p>To draw or measure lines in centimeters and millimeters.</p> <p>To solve word problems involving length.</p> <p>Measurement – Perimeter</p>	<p>Talk about why we measure different objects in our daily life. Let your child measure and compare the length of different objects at home like clothes, shoes etc.</p>  <p>Discuss-</p> <p>Who wears the biggest shoes in the family?</p> <p>How many centimetres long is it?</p> <p>How much longer is it than my shoe?</p> <p>Talk to your child about different types of 2D shapes and their perimeters.</p>	<p>https://www.topmarks.co.uk/maths-games/7-11-years/measures</p> <p>Perimeter</p>



To calculate the perimeter of 2 D shapes



Statistics- Data Handling


- To evaluate, interpret and present data using pictograms in different ways.
- To draw simple pictograms for a simple understanding of data.
- To present data using pictograms and tables. Apply and solve one-step and two-step questions [for example, 'How many more?' and 'How many fewer?'] using information presented in pictograms and tables.
- To present data using pictograms and tables. Apply and solve one-step and two-step questions [for example, 'How many more?' and 'How many fewer?'] using

Use straws cut into lengths of 2, 4, and 6 inches, along with pipe cleaners cut into 2-inch pieces.

Encourage your child to explore perimeters by making polygons with sides of various lengths. They measure and record the lengths, then draw the shape.

Challenge

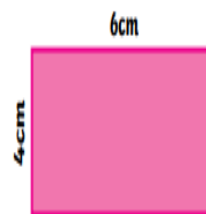
I have a pentagon. Its perimeter is **75cm**. How long is each of its sides?



Hugo has drawn a rectangle.



If I halve the measurement of one pair of sides and double the length of the other pair, I will get the same perimeter.



Is this true? Prove it!

Super Challenge – Use Building block / Legos for this activity

Discuss on data handling **involves gathering information, summarizing it, and deciding what it means.** They can help to predict such things as the weather and how sports teams will perform.

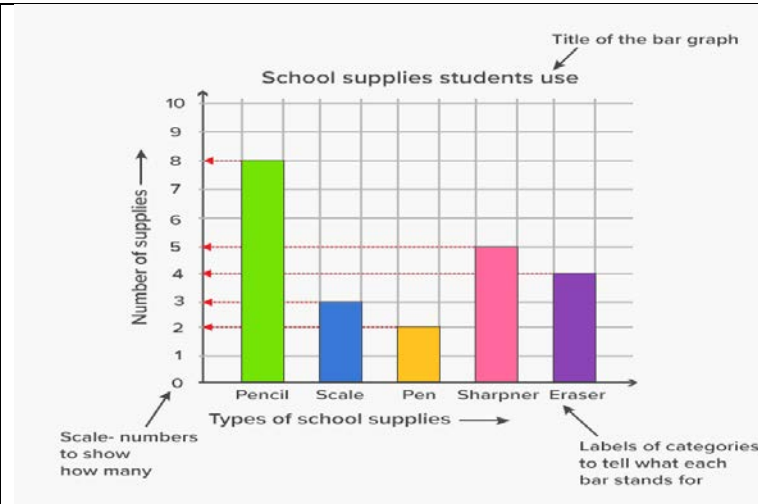


The Winchester School, Jebel Ali

Family Learning Newsletter- Year 3, November- December 2025



information presented in pictograms and tables.



Talk.

Step 1: Write your hypotheses and plan your research design. ...

Step 2: Collect data from a sample. ...

Step 3: Summarize your data with descriptive statistics. ...

Step 4: Test hypotheses or make estimates with inferential statistics. ...

Step 5: Interpret your results.

They can help to predict such things as the weather and how sports teams will perform.

Examples of statistical questions.

What is the most popular lunch choice?

What school do these students attend?

How many math teachers are in the school?

What is a common age for the teachers at the school?


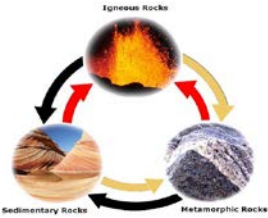
About how many hours of sleep do students generally get on a school night?



The Winchester School, Jebel Ali

Family Learning Newsletter- Year 3, November- December 2025




<p>Science</p>	<p><u>Rocks and Soil</u> To identify and explain the different types of rocks. To sort rocks, compare and group together different kinds of rocks on the basis of their simple physical properties.</p> <p>To investigate and compare the permeability of rocks.</p> <p>To investigate which type of soil can retain the most amount of water and why.</p> <p>To describe in simple terms how fossils are formed when things that have lived are trapped within rock.</p>	<p>Observe samples of stone and stone-like features in and around the house, e.g. walls, roofs, steps, garden tracks, gate-posts, paved areas, gravelled pathways etc. Share with your child, videos on the local environment. Observe construction sites and garden centres in the local area. Collect samples of different types of rocks.</p> <p>Research on what materials were used in the land reclamation of Palm Jumeirah island and from where they were sourced.</p> <p>Along with your child become a Rock detective. Spot how materials from rocks are used inside the house (tiles, basins, plaster, bricks, roofing materials, steps) and outside the house (playground, pavements, walls, posts etc).</p> <p>Share with your child the different kinds of architectural structures in Dubai. Tell your child about the oldest houses built and what stones they were made of.</p> <p>Guide your child to illustrate and write what they observe.</p>	<p><u>Rocks and Soil</u></p>   <p>Click on the link below for more information on Rocks and Soil.</p> <p>https://www.bbc.co.uk/bitesize/articles/zdjhtrd#z4q47v4</p>
<p>Humanities</p> <p>History</p>	<p><u>The Stone Age - Skara Brae</u> To explore what was found at Skara Brae.</p>	<p>Talk to your child about the artefacts found in Skara Brae and how Skara Brae shows that the nomadic lifestyle of Stone Age people was coming to an end. Share with your child pictures and information about Skara Brae, its importance and evidence of farming, growing food and keeping livestock had begun there.</p>	<p>Skara Brae -Stone Age.pdf</p> <p>Key vocabulary: Skara Brae, prehistoric, dwelling, inhabited, extraordinary, clumps, magnitude, artefacts, Neolithic,</p>



The Winchester School, Jebel Ali

Family Learning Newsletter- Year 3, November- December 2025



	<p><u>The Stone Age - Homes</u></p> <p>To explore homes in the Stone Age.</p>	<p>Encourage your child to imagine that he or she was an inhabitant of Skara Brae whilst it functioned as a home for many people and write a diary entry for an ordinary day at the site.</p> <p>Talk to your child about the different types of homes people lived in during the Stone Age and how these changed over time.</p> <p>Share with your child pictures and information about Stone Age houses and what they were made from.</p> <p>Encourage your child to read about Stone Age homes and compare them with the homes we live in today.</p>	<p>Stonehenge, excavations, archaeological, livestock.</p> <p>Stone Age Homes.pdf Stone Age Homes 2.pdf</p>
<p>Arabic for Arabs</p>	<p>بيت وسط العاصفة *</p> <p>أن يحدد عناصر القصة أن يحلل عناصر القصة أن يفسر التلميذ المفردات الجديدة في القصة أن يقرأ التلميذ قراءة جهرية سليمة مراعيًا التنغيم والضبط السليم أن يجيب التلميذ عن أسئلة تظهر فهمه للفكر الرئيسة والفكر الفرعية مستعينًا بالنص أن يحدد التلميذ عناصر القصة أن يقرأ قراءة جهرية سليمة مراعيًا التنغيم والضبط السليم أن يجيب عن أسئلة تظهر فهمه للفكر الرئيسة والفكر الفرعية أن يجمع كلمات من محيط لغوي واحد موضحًا الفرق في دلالاتها</p> <p>(مطر) نشيد</p> <p>أن يوظف التلميذ المفردات الجديدة في النص في سياقات جديدة أن يطرح التلميذ أسئلة عن الفكرة الرئيسة - والفكر</p>	<p>يستطيع السيد ولي الأمر أن يساعد التلميذ عن طريق حث التلميذ على استخدام الكلمات الجديدة في تعبيراته داخل المنزل مساعدة التلميذ على القراءة السليمة لقصة " بيت وسط العاصفة " مساعدة التلميذ في الربط بين خبراته ومعلوماته السابقة وبين ما يتعرفه من معلومات جديد مساعدة التلميذ في كيفية جمع كلمات من المحيط الذي حوله وتوظيفها في سياقات جديدة تدريب الطالب على إلقاء القصيدة إلقاءً صحيحًا مع تمثيل المعنى في نبرات الصوت مساعدة الطالب على كتابة جمل جديدة تحوي أسلوب التعجب حث التلميذ على معاونة الغير.</p> <p>يمكن لولي الأمر الدخول من خلال الرابط المرفق لموقع قناة اللغة العربية والتربية الإسلامية الخاص بمدرسة ونشستر ومتابعة التسجيلات الخاصة بالدروس ومشاركتها مع التلميذ وتدوين ما تعلمه في دفتره المدرسي</p>	<p>قناة اللغة العربية والتربية الإسلامية بمدرسة ونشستر</p>



The Winchester School, Jebel Ali

Family Learning Newsletter- Year 3, November- December 2025



Arabic for Non-Arabs	<p>- عالمي الصغير My little World - To distinguish my little world - To create sentences about my little world - To create conversations with my family member - To describe one day in the school using new vocabulary and adjectives. - To describe my day with my friend - To express my opinion about my little world</p>	<p>In every lesson, we provide the students with new words with their meanings to help your child memorize and use in sentences of his/her own. -Ask your child to speak about his little world -Ask your child to describe one day with his friend - Go through the links on the Arabic YouTube channel so that you can help your child learn more at home about the topic.</p>	<p>Arabic and Islamic YouTube Channel</p>
Islamic for Arabs	<p>علي بن أبي طالب أن يحدد النسب الشريف لسيدنا علي بن أبي طالب أن يبين بعض صفات سيدنا علي بن أبي طالب أن يعدد بعض أسماء صحابة الرسول أحب الخير لأخي أن يبين المعنى العام للحديث الشريف أن يحدد أهم أعمال المسلم اليومية في فعل الخير أن يدلل على حب الخير للآخرين آية الكرسي أن يبين المعنى العام للآية الكريمة أن يستنتج فضل قراءة الآية الكريمة أن يفسر بعض معاني مفردات الآية الكريمة</p>	<p>مساعدة التلميذ في معرفة النسب الشريف لسيدنا علي بن أبي طالب مساعدة التلميذ في معرفة نشأة سيدنا علي بن أبي طالب في بيت النبوة مساعدة التلميذ في معرفة المعنى العام للحديث الشريف مساعدة التلميذ في معرفة الهدايات الواردة في الحديث الشريف مساعدة التلميذ في حفظ آية الكرسي مساعدة التلميذ في تلاوة آية الكرسي جيدا مساعدة التلميذ في معرفة أن الله وحده هو المستحق للعبادة</p>	<p>قناة اللغة العربية والتربية الإسلامية بمدرسة ونشستر</p>
Islamic for Non-Arabs	<p>Ali Ibn Abi Talib (RA) To identify the lineage of Ali Ibn Abi Talib (RA) To list some qualities of Ali Ibn Abi Talib (RA) Trustworthiness To clarify the concept of Amanah (truth worthiness)</p>	<p>Please encourage your child to read about Ali ibn Abi Talib (RA) Help your child to watch the story life of Ali ibn Abi Talib (RA) Pick to your child some real situations of importance of Trustworthiness</p>	<p>Winchester school YouTube Channel</p>



The Winchester School, Jebel Ali

Family Learning Newsletter- Year 3, November- December 2025




	To explain the reward of the amin (trustworthy) And the penalty of khain (betraye or traitor)	Go through the links on the Arabic YouTube channel so that you can help your child learn more at home about the topic.	
UAE Social Studies for Arabs	موقع بلادي الوحدة الأولي أن يتعرف مفهوم الموقع الجغرافي أن يحدد موقع دولة الإمارات أن يميز بين المعالم الطبيعية الموجودة على أرض الإمارات	مساعدة الطالب في معرفة موقع الإمارات مساعدة الطالب في تحديد موقع الإمارات على خريطة العالم مساعدة الطالب على معرفة بعض معالم الإمارات	
Physical Education			
<u>First Week:</u>	<u>Sports Day:</u> Ice cream Relay : Tunnel Ball Relay	Talk and encourage the children to do the following:	Ice Cream Relay.mp4 Tunnel Ball relay.mp4
<u>Second Week</u>	<u>Soccer:</u> Dribbling	<u>Proper warm up</u>	Football Dribbling.mp4
<u>Third week</u>	<u>Soccer:</u> Kicking Skill	The students will do the proper warm up and will practice the skills with basic rules.	
<u>Fourth Week</u>	<u>Soccer:</u> Team Game	Follow the links for the kicking skills and rules Students will watch the match and try to use the skills in match situations.	Kicking Skill.mp4 Team Game.mp4
		<u>Cooldown</u> After the game students will do proper cooldown activity.	
Information and Communications Technology	To insert pictures, apply format features and set the alignment of text in MS- Word.	Good Organizational skill, creative thinking. Encourage your child to explore the different features in MS Word. Guide your child to make the story board of Lion and mouse story with dialogues and background.	https://support.microsoft.com/en-us/office/add-and-format-text-2e76a31b-a6d6-4b4e-95c2-fb780e3ac8d3



The Winchester School, Jebel Ali

Family Learning Newsletter- Year 3, November- December 2025



<p>MS Word</p>		 <p>Internet Safety: Talk to your child about Internet Safety. Motivate your child to come up with their own Internet Safety rules to help them navigate the online world safely.</p>	
<p>Music Mr. Kiko</p>	<ul style="list-style-type: none"> Improving children’s confidence and musicality through singing actions songs and chanting rhymes. Reading notes Listening Skills 	<ul style="list-style-type: none"> Encourage your child to practice recorder at home Encourage the child to sing action songs at home. 	<p>Kinds of Notes (Year 03).mp4</p> <p>Year03 Recorder Lesson Old Mc Donald.mp4</p>
<p>Music Mr. Sunil</p>	<p>Learning how to play the song “Mary had a little lamb” on recorder</p>	<ul style="list-style-type: none"> Let the child practice at home, even though there will be squeaking. Be an audience. But better also check if the child is holding the recorder properly. 	
<p>Music Mr. Joyson</p>	<ul style="list-style-type: none"> Improving child’s confidence and musicality through music rhythm reading stage 1 for beginners. We explore the relationship between quarter and eighth notes in 4/4 time 	<ul style="list-style-type: none"> Let the child understand the music note value and clap with the notes. Ask the child to perform it with any percussion instrument like maracas, tambourine or recorder 	
<p>Moral, Social and Cultural Studies /</p>	<p><u>UAE Community</u> <u>Lesson 1: The UAE in the Last Century</u> <u>Lesson 7: Modern-Day UAE</u></p>	<p>Talk with your child about how the UAE has changed from the past to the present. Share important events, pictures, and information about life in the UAE in the past and the features of modern UAE.</p>	<p>The UAE in the Last Century.pdf</p> <p>Modern-Day UAE.pdf</p>



The Winchester School, Jebel Ali

Family Learning Newsletter- Year 3, November- December 2025



<p>Moral Education</p>	<p>To explore how the UAE has changed from the past to the present.</p> <p><u>UAE Community</u> <u>Lesson 3: Life in the Desert</u> <u>Lesson 4: Life in the Desert Oasis</u></p> <p>To explore life in the desert and a desert oasis.</p> <p><u>UAE Community</u> <u>Lesson 3: Natural Resources in the UAE</u></p> <p>To explore the natural resources in the UAE.</p> <p><u>UAE Community</u> <u>Lesson 8: UAE Project</u></p> <p>To explore traditional Emirati sports and games.</p>	<p>Encourage your child to research facts, achievements, and unique aspects of the UAE's history and modern development.</p> <p>Talk with your child about the features of the desert and oases, including the plants, animals, and crops found there.</p> <p>Share information about the Bedouins, their culture, traditions, and way of life.</p> <p>Encourage your child to explore how camels supported desert life and find out more about Al Ain, Liwa and other desert oases.</p> <p>Share with your child how natural resources helped the UAE in the past.</p> <p>Talk to your child about the way natural resources shaped how people lived in the past and how they live today.</p> <p>Encourage your child to research the natural features and seas of the UAE. Eg. The mammals, like dolphins and dugongs that live in the seas of the UAE.</p> <p>Talk with your child about the traditional Emirati sports and games.</p> <p>Share information about the sports played in the past.</p> <p>Encourage your child to create a presentation about traditional Emirati games.</p> <p>When we express thankfulness, we inspire kindness, strengthen connections, and lead with positivity.</p> <p>Encourage your child to understand and appreciate the</p>	<p>Key vocabulary: century, decade, years, pearls, peace, charity, natural, man- made</p> <p>Life in the Desert.pdf</p> <p>Life in the Desert Oasis.pdf</p> <p>Key vocabulary: guest, tradition, caravan, culture, oasis, falaj, farm, transport, palm, frond</p> <p>Natural Resources in the UAE.pdf</p> <p>Key vocabulary: natural resources, nature, work, endangered, dugong</p> <p>UAE Project.pdf</p> <p>Key vocabulary: falcon, traditional, famous</p>
-------------------------------	--	---	--



The Winchester School, Jebel Ali

Family Learning Newsletter- Year 3, November- December 2025



	<p>Leadership Gemstones – November Citrine – Gratitude – recognising and appreciating the contributions of others</p> <p>Leadership focus – Leading with gratitude</p> <p>Key Value – Be thankful and appreciate what you have.</p> <p>Leadership Gemstones – December Garnet – Unity – Build strong connections and collaborations.</p> <p>Leadership focus – Leading with unity</p> <p>Key Value – Work together and support each other.</p>	<p>uniqueness in others, valuing every individual’s strength and perspective.</p> <p>Engage your child in listening to ideas and embracing the beauty of different thoughts and backgrounds — because true gratitude begins with empathy and respect.</p> <p>This month, we focus on <i>building strong connections and collaborations</i> through teamwork, respect, and shared purpose.</p> <p>Encourage your child to understand and appreciate the uniqueness in others, recognising that every individual brings something valuable to the group.</p> <p>Engage your child in listening to different ideas and appreciating diverse backgrounds — because true unity is built on empathy, inclusion, and mutual respect.</p>	
--	---	---	--