





The Winchester School, Jebel Ali



Family Learning Newsletter -Year 5, November-December 2025

Area of Learning	Focus	Activities to help your child at home	Useful websites/Resources
English	<p>Spellings: To spell and use homophones correctly. To spell words with silent letters.</p> <p>Grammar: To explore how fronted adverbials are used to add detail about time, place, and manner in sentences.</p> <p>To analyse examples of fronted adverbials in texts and identify their effect on meaning and sentence variety.</p> <p>To create sentences and short paragraphs using a range of fronted adverbials to enhance writing style.</p> <p>Text Level: Stellar by Chris Bradford: To explore the aspects of author’s writing style and other adventure stories. To plan and write an action-packed chapter which can be included in the novel.</p> <p>Skills Based Learning: Complex inferential skills Classroom Activities:</p>	<p>Homophones are words that sound the same but have different meanings and often different spellings. Understanding homophones is important for both reading and writing, as they can sometimes be confused in sentences. Key Features of Homophones:</p> <p>Talk and encourage the children to do the following:</p> <p>Discuss and share: Key Features of Homophones Sound the Same: Homophones are pronounced the same way, no matter how they are spelled. Different Meanings: Even though they sound the same, they refer to different things. Different Spellings: Often, homophones are spelled differently. Practice Writing: Use sentences with the homophones to show how they are different in meaning but sound the same. For example, "I know you're going to buy a new bike." Visual Aids: Create charts or flashcards with homophones and their meanings. Homophone Pairs: Learn common pairs together (e.g., there, their, and they're) so that the differences are clearer. Word Games: Engage in word games like matching homophones with their definitions or playing homophone bingo.</p> <p>Practice transitions: Guide them to use transitional phrases to ensure cohesion and coherence in their</p>	<p>SPAG</p>  <p>https://www.liveworksheets.com/worksheet/en/english-language-arts-ela/151412?utm_source=chatgpt.com</p>



Family Learning Newsletter -Year 5, November-December 2025

Text Analysis: Students will analyze the features of adventure stories by reading texts of same genre.

Encourage discussions at home about their inferences.

Problem-Solving: We will tackle real-world problems, requiring students to apply their inferential reasoning. Ask them to share their thought processes with you.

Group Discussions: Collaborative discussions will help articulate and refine their inferences.

Reading Comprehension

Tsunamis: Explanation Text – Page 59- Reading Comprehension workbook.

Lesson Objective:

To retrieve, record and present information from nonfiction text.

To summarise the main ideas drawn from more than one paragraph, identifying key details that support the main idea.

narratives.

Explore phrases and clauses: Click on the provided links to practice fronted adverbials and further understand its usage in sentences.

Explore and read the book *Stellar* and other related texts about space or adventure stories.

Encourage them to use their creativity and attempt the story in the style of *Stellar* incorporating fronted adverbials.

Encourage the child to draw, label or note a few words or phrases to describe their characters and settings.

Write a new action-packed chapter in which Stellar faces a new challenge or an alien enemy.

Cross-Curricular

Science Link (Space): Research stars, constellations, or space travel (if relevant to *Stellar*).

Art: Create a starry night sky or a poster of Stellar’s world.

These skills involve **making predictions**, understanding **implied meanings**, and **reasoning** beyond surface-level information.

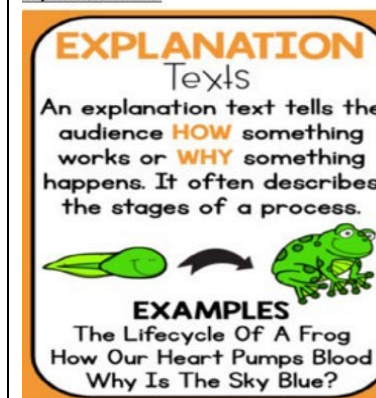
How You Can Help:

Encourage Questioning: Ask your child to explain their reasoning with questions like ‘What makes you think that?’

Connect Learning to Life: Highlight everyday instances where inferential skills are used.

[Primary Resources: English: Text Level: Non-Fiction: Explanation Texts](#)

Explanation Text:



EXPLANATION TEXTS			
KEY FEATURES	✓	KEY FEATURES	✓
Title (often uses 'How...' or 'Why...?')		Technical vocabulary (subject-specific)	
Opening paragraph (introduction)		May include labelled diagrams/illustrations	
Chronological order		Clear layout	
Organisational devices (such as sub-headings or bullet points)		Causal conjunctions	
Present tense (unless it's a historical explanation)		Time connectives	
Impersonal tone (third person, passive voice, formal connectives)		Conclusion (linking back to the introduction)	

https://www.bbc.co.uk/bitesize/articles/z_psjkty#zccwtcw



Family Learning Newsletter -Year 5, November-December 2025

To draw inferences such as inferring characters' feelings, thoughts and motives from their actions, and justifying inferences with evidence.

Text Level:

Explanation text:

Learning Objective:

To explore the features and structure of an explanation text.

What is an explanation text?



Moral Education

Read Together: Choose challenging books that prompt inference and discuss what they infer.

1. Comprehension: Novel Related Activities Understanding the core problem in the story.

2. Character Analysis: Identifying the protagonist's personal traits, such as his pride, frustration, and eventual willingness to ask for help. Understanding character development as the boy matures through the course of the story.

3. Inference: Readers need to infer the boy's feelings of embarrassment and frustration as he tries to solve the problem without asking for help. They must also infer the lesson he learns about seeking guidance from others.

Identifying the story's themes of problem-solving, personal growth, and humility. **4. Understanding the deeper meaning behind the boy's experience, such as how pride can prevent us from solving problems efficiently.**

5. Cause and Effect: Recognizing how the boy's wrong assumptions about the bike lead to frustration and how asking for help leads to a solution.

6. Vocabulary and Language: The story uses clear and accessible language, making it easy for younger readers to grasp the emotional tone and the central message. It also uses some technical language related to bicycles, which could be useful for expanding vocabulary, especially around mechanical problems.

7. Problem-Solving/Logical Thinking: The story encourages readers to think about how the right tools or solutions are necessary to fix a problem (in this case, the bike with the wrong wheels). It also illustrates the process



The Winchester School, Jebel Ali



Family Learning Newsletter -Year 5, November-December 2025


Citrine gemstone stands for gratitude. Gratitude means recognizing and appreciating the contributions, efforts, and support of others.
 A true leader:
 Values and acknowledges the efforts of their team.
 Shows appreciation for contributions, big or small.
 Understands that gratitude strengthens relationships and builds a positive environment.


of identifying a problem and finding a logical solution by seeking assistance when needed.

8. Moral/Value of Asking for Help: One of the important life lessons the story teaches is that it's okay to admit when we don't have all the answers and that asking for help is a sign of strength, not weakness.

Share: An explanation text is a type of writing that provides clear, detailed information about how or why something works or happens. These texts are typically designed to help the reader understand a process, a phenomenon, or the inner workings of something in a step-by-step manner.

Discuss:
 Key Features of an Explanation Text: “
Purpose: The primary goal of an explanation text is to explain a process or a concept clearly. It focuses on answering questions like: How does something work? or why does something happen?
Structure: Let students explore the features:
 Introduction: The introduction provides an overview or background information about the topic.
Explanation: The main body of the text explains how something works or how a process occurs. This section is often broken down into sequential steps or causal explanations (explaining cause and effect).
 Conclusion (optional): Some explanation texts include a conclusion that summarizes the key points or highlights the broader significance of the explanation.
Language Features: Present tense: Explanation texts are usually written in the present tense because they describe general truths or regular occurrences. **Technical Vocabulary:** Words specific to the topic being explained are





Family Learning Newsletter -Year 5, November-December 2025

GAP Analysis- Persuasive writing

To revisit the features of persuasive writing and reconstruct the piece of text

often used. For example, in a science explanation, terms like "photosynthesis" or "evaporation" may be used.

Cause and effect language: Words such as "because," "therefore," "as a result," and "so" are used to link cause and effect in the explanation. Sequencing **Words/Time Connectives:** Words like "first," "next," "then," "after that," "finally," help to guide the reader through the steps in the process.

Passive Voice: Often used in explanations to focus on the action rather than who is performing it. For example, "The experiment is conducted" instead of "We conduct the experiment."

Objective and Impersonal: Explanation texts are factual, clear, and neutral. They typically avoid personal opinions or emotional language. The aim is to be informative rather than persuasive or subjective.

Engage your child in activities that promote helping each other. These can have a significant and lasting impact on their personal development, social skills, and overall well-being. These activities teach students valuable life skills that go beyond the classroom and contribute to creating a more supportive, empathetic, and cohesive community.

Ask questions with reference to the language features and structure of **Explanation text.**

Encourage children to explore various elements that make their texts engaging and cohesive.

Discuss with children that animals should have the opportunity to develop and practice their basic capabilities for movement, sensation, companionship and live as much as possible free from pain.

Explanation - to explain how something works or why something occurs.

Language Features

- Written in the simple, present tense.
- Cause and effect language, e.g. because, if, therefore.
- Use time connectives, e.g. then, next.
- Formal voice written in the third person (impersonal).
- Technical vocabulary.

Structure

- General statement to introduce the topic, e.g. *in the autumn, some birds migrate.*
- Organised around a series of events.
- A series of logical (ordered) steps explaining how or why something occurs, e.g. *because the hours of daylight shorten.*
- These steps continue until the explanation is complete.
- Labelled diagrams might also be included.

Examples of explanations: Why do coasts erode? What causes the seasons?



The Winchester School, Jebel Ali



Family Learning Newsletter -Year 5, November-December 2025

Encourage them to understand the following **Key Areas of Focus:**

Diverse Sentence Structures, Verb Tense Consistency, Descriptive Language

Dialogue Punctuation, Cohesion and Coherence.

Citrine Art – “Thank Your Hands”

Students trace their hands on yellow/orange paper. Inside the hand, they write or draw ways they can show gratitude. Display the hands together as a “Citrine Wall of Thanks.”

Contribution Spotlight:

Each week, highlight one student’s contribution (kindness, teamwork, creativity).

The class discusses why showing gratitude for that contribution matters.

Incorporate all features of persuasive writing and create a speech text based on the techniques learnt.


Explore PEE and AFOREST and use the features throughout the persuasive text.

Discuss the possibilities of fronted adverbials usage in the text as well.

Encourage the development of well packed persuasive text strictly adhering to the theme and proper structure incorporating all the language features.




The Winchester School, Jebel Ali



Family Learning Newsletter -Year 5, November-December 2025

<p>Mathematics Measurement</p>	<p>To calculate and solve problems involving the perimeter of rectangle.</p>	<p>Talk to your child that Perimeter is the distance around the edge of a shape.</p> <p>Share a few real-life examples to calculate the perimeter of different shapes.</p> <p>Encourage the child to use the formulae for finding different shapes such as rectangle.</p>	<p>https://toytheater.com/perimeter-climber/</p>
<p>Geometry</p>	<p>To identify and draw the nets of 3D shapes and identify the 3D shapes on the basis of their properties</p>	<p>Talk to your child about the various 3D shapes and link them with the various objects around them. Relate them to everyday objects around them.</p> <p>Share with them the various real-life examples of buildings and monuments which can be linked with various 3D shapes</p> <p>Share and Talk to the child about the properties of 3D shapes in terms of Faces, Edges and Vertices.</p>	<p>https://www.turtlediary.com/game/nets-of-3d-shapes.html#:~:text=You%20have%20to%20carefully%20picture,ve%20pictured%20in%20your%20head</p> <p>https://vimeo.com/434626976</p>
<p>Statistics</p>	<p>To record, interpret and present data using different ways of representation.</p>	<p>Encourage your child to convert a 2D net into a 3D shape.</p> <p>Talk to your child about graphs playing an important part in our modern lives. Graphs are beneficial because they summarize and display information in a manner that is easy for most people to comprehend. They are used extensively in Sales and marketing, Economics, Business, Psychology, Science and Medicine.</p>	<p>bar chart</p> <p>https://www.mathgames.com/skill/6.94-create-bar-graphs</p> <p>https://www.mathgames.com/skill/6.93-interpret-bar-graphs</p>



Family Learning Newsletter -Year 5, November-December 2025



Share typical examples of the types of data that can be presented using bar graphs are monthly rainfall and annual unemployment rates etc.

Trevor is using wood tiles that measure 1 square meter. Trevor has 36 tiles. The space Trevor is tiling measures 10 meters long and 4 meters wide. Will Trevor have enough wood to cover his floor? Explain your answer in words, pictures, or numbers.



Hope says that she tiled a bigger wall than her brother Mark. Hope's wall was 7 meters by 4 meters. Mark used 21 square meter tiles to cover his wall. Whose wall was larger?

**Science
Electricity**

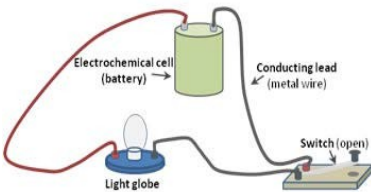
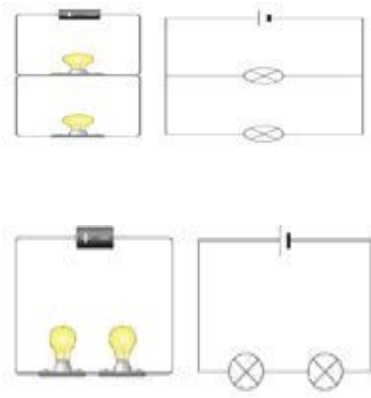
To construct a simple series electrical circuit, identifying and naming its basic parts, including cells, wires, bulbs, switches, and buzzers.

Explore Circuits Together: Talk to your child about how a simple electrical circuit works and explain the key components, such as the battery, wires, and bulb. Discuss

<https://learningcircuits.co.uk/>



Family Learning Newsletter -Year 5, November-December 2025

	<p>To compare and give reasons for variations in how components function.</p> <p>To build simple circuits to solve problems and find answers to questions.</p> <p>To design, create circuits, and explain their working.</p> <p>To compare series and parallel circuits.</p>	<p>the role of a switch and why it's crucial in controlling the flow of electricity.</p> <p>Understanding Bulbs: Introduce your child to the concept of the filament in a light bulb. Compare the filaments of a functioning and non-functioning bulb and explain why one works, and the other doesn't.</p> <p>Hands-On with Electronics: Show your child the circuit diagram of an electronic toy and go over the different symbols used. Together, take apart a simple electronic gadget or toy to identify its components and wiring. Encourage your child to reassemble it and see if it works afterward!</p> <p>Safety First: Talk about the potential dangers of electricity and ways to stay safe around it.</p> <p>Home Lighting and Switches: Discuss how different lights and appliances at home are controlled by individual switches, while others are connected in a way that allows multiple items to be operated by one switch. Explore how this works and why.</p> <p>Decorative Lights: Discuss how decorative string lights work. What type of connection is used, and how does one switch light up all the bulbs at once? These activities will spark curiosity and deepen your child's understanding of how electricity works in everyday life.</p>	 <p>https://byjus.com/physics/difference-between-series-and-parallel-circuits/</p> 
<p>Humanities History</p>	<p>To explore Anglo-Saxon village life.</p>	<p>Talk about village life in Anglo-Saxon Britain and life in the country in Britain and the UAE today.</p>	<p>Anglo - Saxon Village life.pdf</p>



The Winchester School, Jebel Ali



Family Learning Newsletter -Year 5, November-December 2025

<p>Geography</p>	<p>To explore the weather and climate of North America.</p> <p>To explore the human and physical geographical features of your local area.</p>	<p>Share pictures and information about the Anglo-Saxon homes.</p> <p>Encourage your child to write step-by-step instructions on how to perform one of the Anglo-Saxon crafts, such as weaving or making pottery. Include diagrams for each stage of the process too.</p> <p>Talk to your child about the difference between weather and climate and the climate zones of North America.</p> <p>Share with your child the more detailed Koppen - Geiger climate classification system with its climate groups and climate types.</p> <p>Encourage your child to research the variation in climate and biome across North America.</p> <p>Talk to your child about the physical and human features of Dubai and your local area.</p> <p>Share with your child the variety of human and physical features across the UAE.</p> <p>Encourage your child to create a well-labelled map of your local area with the physical and human features in it.</p>	<p>Key vocabulary: settlement, village, weaver, tanner, smith, potter, jeweller, woodworker, thatched roof</p> <p>North America Weather and Climate.pdf</p> <p>Key vocabulary: climate zone, climate, polar, Arctic, temperate, tropical, subtropical, latitude, Koppen system</p>
-------------------------	--	--	--



The Winchester School, Jebel Ali



Family Learning Newsletter -Year 5, November-December 2025

			<p>North America Comparing Places.pdf Key vocabulary: physical geography, human geography, settlement, economy, natural resources, river, lake, landscape, mountain, volcano, biome, vegetation belt, wildlife, flora, fauna, climate, water, fieldwork, measure, observe, record, map, sketch, graph</p>
<p>Moral, Social and Cultural Studies / Moral Education</p>	<p>Unit 2: Growing up and well-being</p> <p>Topic 1: Development of both mind and body to achieve success</p> <p>Topic 2: Growth and Development in suitable conditions</p> <p>To explore the importance of nurturing both mental and physical well-being to achieve personal success and cope with changes and losses effectively in supportive environments.</p> <p>Gems Leadership Stones Citrine (Positivity): Leading with Optimism Encourages a positive mindset and confidence in taking initiatives.</p>	<p>Topic 1: Development of both mind and body to achieve success</p> <p>Talk with your child about the importance of taking care of both their mind and body to stay healthy and happy.</p> <p>Share with your child ways to manage emotions, stay positive, and make healthy choices that support overall well-being.</p> <p>Encourage your child to explore activities and habits such as mindfulness, exercise, gratitude, and open communication, that help them cope with challenges, adapt to changes, and build a supportive environment for themselves and others.</p> <p>Topic 2: Growth and Development in suitable conditions</p> <p>Talk with your child about the needs, care and the right conditions to grow for all living things. Explain that people,</p>	<p>Development of both mind and body to achieve success.pdf</p> <p>Key vocabulary: welfare, healthy diet, growing in a positive way, personal hygiene, healthy lifestyle</p> <p>Growth and Development in suitable conditions.pdf</p>



The Winchester School, Jebel Ali



Family Learning Newsletter -Year 5, November-December 2025

	<p>Promotes happiness, creativity, and resilience while inspiring others with a bright and optimistic outlook. It symbolizes the warmth of the sun, nurturing a spirit of gratitude, growth, and success in every endeavour.</p> <p>Topic 3: Helping each other for everyone's benefit</p> <p>Topic 4: Happiness is the key to life To explore the value of helping others and how shared support and kindness contribute to a happier, more fulfilling life for individuals and the community.</p>	<p>like plants, need love, support, and healthy habits to thrive.</p> <p>Share how eating well, staying active, and thinking positively help in growing strong and happy.</p> <p>Encourage your child to practice good habits like proper rest, gratitude, and kindness to stay healthy and help others grow too.</p> <p>Topic 3: Helping each other for everyone's benefit</p> <p>Talk with your child about the importance of helping others and that small acts of kindness can make a big difference in someone's day.</p> <p>Share with your child examples of how people in a community support one another during times of need and how this creates a sense of belonging and happiness.</p> <p>Encourage your child to reflect on and practice ways they can show kindness and offer support at home, in school, and in their community.</p> <p>Topic 4: Happiness is the key to life</p> <p>Talk with your child about true happiness coming from being kind, grateful, and positive rather than from things we own.</p>	<p>Key vocabulary: social care, right to housing, right to education, welfare</p> <p>Helping each other for everyone's benefit.pdf</p> <p>Key vocabulary: happiness, positive relationship</p> <p>Happiness is the key to life.pdf</p> <p>Key vocabulary: happiness, real happiness, fake happiness</p>
--	---	---	--



The Winchester School, Jebel Ali



Family Learning Newsletter -Year 5, November-December 2025

	<p>Topic 5 Addressing changes and losses To develop empathy, resilience, and coping strategies to support we and others when facing transitions or challenges.</p> <p>Unit 3: Understanding our Physical world Topic 6: UAE National Day To explore the traditional games of the UAE</p>	<p>Share moments when you felt happy by helping others or spending time with family and friends. Explain how small acts of kindness can bring joy to ourselves and others.</p> <p>Encourage your child to find happiness in simple things, like playing, sharing, laughing, and appreciating what they have each day.</p> <p>Talk with your child about changes and losses being a natural part of life and how everyone experiences them in different ways.</p> <p>Share with your child the importance of expressing feelings during difficult times and remind them that it's okay to feel sad, confused, or upset.</p> <p>Encourage your child to discuss positive ways to cope with change, such as talking to a trusted adult, writing their feelings down, or focusing on things that make them feel safe and comforted.</p> <p>Talk with your child about the traditional games you played as a child.</p> <p>Share with your child the traditional games of the UAE.</p> <p>Encourage your child to research the different traditional games from other countries, create a poster about their favourite traditional game and present it to the class.</p>	<p>Addressing changes and losses.pdf</p> <p>Key vocabulary: change, loss, adaptation</p> <p>UAE National Day.pdf</p> <p>Key vocabulary: Al Gaheef game, Karabi game, Khoosa Boosa game</p>
--	---	---	--



The Winchester School, Jebel Ali



Family Learning Newsletter -Year 5, November-December 2025

<p>Arabic for Arabs</p>	<p>شهاد الإمارات الأول</p> <p>أن يحدد التلميذ عناصر القصة أن يميز التلميذ بين الحوار الداخلي والحوار الخارجي أن يستنتج الصفات الداخلية والخارجية لشخصيات القصة أن يحدد الدوافع وراء تصرفات الشخصية الرئيسية بالقصة</p> <p>نشيد - الشهيد</p> <p>أن يحدد التلميذ الفكرة الرئيسية بالنص أن يحدد التلميذ العناصر الفنية للنصوص الشعرية. أن يستنتج التلميذ العلاقة بين التضاد والترادف بين الكلمات أن يشرح التلميذ الأبيات بأسلوبه .</p> <p>إن وأخواتها</p> <p>أن يميز التلميذ بين أخوات إن أن يميز التلميذ أنواع خبر إن وأخواتها</p>	<p>قراءة القصة وتحديد الفكرة الرئيسية والأفكار الداعمة. تحديد السمات الداخلية والسمات الخارجية لشخصيات القصة مساعدة التلميذ في تتبع تطور أحداث القصة (البداية - الوسط - النهاية) التمييز بين الحوار الداخلي والحوار الخارجي مساعدة التلميذ في تلخيص القصة وكتابة نهاية جديدة للقصة مساعدة التلميذ في البحث عن لغويات النص بالمعجم المدرسي مساعدة التلميذ في كتابة نص وصفي بأسلوبه يمكن لولي الأمر الدخول من خلال الرابط المرفق لموقع قناة اللغة العربية والتربية الإسلامية الخاص بمدرسة وينشستر ومتابعة التسجيلات الخاصة بالدروس ومشاركتها مع التلميذ وتدوين ما تعلمه في دفتره المدرسي.</p>	<p>قناة اللغة العربية والتربية الإسلامية بمدرسة وينشستر شهاد الإمارات الأول إن وأخواتها</p>
<p>Arabic for Non-Arabs</p>	<p>Happy occasions: To describe different happy events that you can celebrate (birthday- national day-wedding- success...) To use specific expressions and forms to write about a happy occasion. To design a letter or a card (invitation – congratulation – apology ...) about a happy event. To express his/her opinion in different happy events.</p>	<p>Encourage your child to memorize the new vocabulary from the Arabic notebook and the Arabic textbook. Encourage your child to use the vocabulary in sentences of his/her own. Ask your child to study the present and past tense in writing and speaking about <u>Happy occasions</u>. Talk to your child about his plans at the weekend. Go through the links on the Arabic and Islamic YouTube channel so that you can help your child learn more at home about the topic</p>	<p>Arabic and Islamic YouTube Channel</p>



The Winchester School, Jebel Ali




Family Learning Newsletter -Year 5, November-December 2025

	To create a paragraph about happy events.		
Islamic for Arabs	<p>سورة الطارق</p> <ul style="list-style-type: none">- يستنتج الطالب قدرة الله تعالى في خلق الإنسان من خلال سورة الطارق.- يُحلل الطالب أثر الإيمان بالبعث في تصرفاته اليومية.- يستنتج الطالب أهمية مراقبة أفعاله وأقواله في الدنيا وأثر ذلك في الدنيا والآخرة.- يشرح الطالب معاني سورة الطارق والدروس المستفادة منها.- حفظ السورة كاملة. <p>التثبت من الأخبار</p> <ul style="list-style-type: none">- يُبين الطالب المعنى الاجمالي للحديث.- يستنتج الطالب أهمية التثبت من الأخبار قبل نشرها وأثر ذلك على المجتمع.- يوضح الطالب أثر الصدق في حياة المؤمن.- أم المؤمنين زينب بنت خزيمة رضی الله عنها.- يذكر الطالب صفات أم المؤمنين زينب بنت خزيمة رضی الله عنها. <p>أن يستنتج الطالب الدروس المستفادة من سيرة السيدة زينب بنت خزيمة ويطبّقها في حياته.</p>	<ul style="list-style-type: none">- تشجيع الطالب على حفظ سورة الطارق.- حث الطالب على مراقبة أفعاله وأقواله.- تشجيع الطالب على الأعمال الصالحة.- مساعدة الطالب على معرفة سيرة أزواج النبي صلى الله عليه وسلم. <p>يمكن لولي الأمر الدخول من خلال الرابط المرفق لموقع قناة اللغة العربية والتربية الإسلامية الخاص بمدرسة وينشستر ومتابعة التسجيلات الخاصة بالدروس ومشاركتها مع التلميذ وتدوين ما تعلمه في دفتره المدرسي.</p>	<p>قناة اللغة العربية والإسلامية بمدرسة وينشستر</p>
Islamic for Non-Arabs	<p>Sunan Rawātib Prayers</p> <p>Students will be able to:</p> <ul style="list-style-type: none">➤ distinguish between the farḍ (obligatory) prayers and sunan rawātib prayers.	<p>What you need to do with your kid:</p> <ol style="list-style-type: none">1. Encourage Practice Together2. Remind children to pray the Sunan Rawātib (before and after the farḍ prayers).3. Parents can join their children in performing them, showing by example.	



The Winchester School, Jebel Ali



Family Learning Newsletter -Year 5, November-December 2025




	<p>➤ deduce the virtues of some nawāfil (voluntary) prayer</p> <p style="text-align: center;">Kind Treatment</p> <p>Students will be able to:</p> <p>➤ Extrapolate good manners treating others.</p> <p>➤ Explain how to show respect to the elderly and kindness to the frail and weak.</p> <p>Explain the status of moral character in Islam.</p>	<ol style="list-style-type: none">4. Differentiation Between Prayers5. Discuss with children the difference between farḍ (obligatory) and sunan rawātib (voluntary but highly rewarded).6. Use simple comparisons, e.g., “Farḍ is like the foundation of a house, while sunan are like decorations that make it more beautiful.”7. Talk About Virtues8. Share a ḥadīth about the virtues, for example: <i>The Prophet ﷺ said: “Whoever prays twelve rak’ahs each day and night, Allah will build for him a house in Paradise.”</i> (Muslim) <p>At Home Support for Lesson: Good Manners & Respect</p> <ul style="list-style-type: none">• Model polite speech and Islamic greetings.• Encourage children to respect elders by listening, serving, and showing care.• Teach kindness to the weak and frail through small helpful acts.• Remind children that good character is central in Islam.• Praise respectful behavior and make it fun with family challenges.	<p>Arabic and Islamic YouTube Channel</p>
<p>التربية الوطنية Social Study (Arabs)</p>	<p>طبيعة بلادي الوحدة الأولى يميز الطالب بين أشكال السطح في دولة الإمارات العربية يتتبع توزيع الجبال في دولة الإمارات العربية المتحدة</p>	<p>مساعدة الطالب في معرفة بعض المسطحات المائية الموجودة في دولة الإمارات مساعدة الطالب في معرفة بعض الجبال الموجودة في دولة الإمارات مساعدة الطالب في معرفة الفرق بين السهول الساحلية والسهول الداخلية</p>	



The Winchester School, Jebel Ali



Family Learning Newsletter -Year 5, November-December 2025

	يقارن بين السهول الساحلية والسهول الداخلية		
French	<p><u>LES CHIFFRES DE 20à 60</u> To and spell numbers up to 59. <u>Les jours de la semaine</u> To identify the days of week. <u>les mois :</u> To identify month of the year.</p>	<p> Talk</p> <p>About numbers up to 60, days of the week and months in French.</p> <p> Share</p> <p>Create a poster about numbers of days of the week and months in French</p> <p> Encourage</p> <p>Students to keep exploring the links given.</p>	<p>https://quizizz.com/admin/quiz/5e532f774dc7f8001b571f86?source=quiz_share</p> <p>https://quizizz.com/admin/quiz/6140fa8298b517001d64c448?source=quiz_share</p> <p>https://quizizz.com/admin/quiz/616bc7b012efc2001d65120e/es-jours-et-les-mois?fromSearch=true&source=</p>
Physical Education Activity -1	Sports day practice– events/activities	<p><u>Talk and encourage the children to do the following:</u></p> <p><u>Proper warm up</u> The students will do the proper warm up and will do the skills/activities with basic rules.</p>	<p><u>Useful sites:</u> <u>Links:</u></p>
Activity - 2	Rounders – Bowling		<p>Sports day Activities Ball Relay race.mp4</p>
Activity - 3	Rounders – Fielding	Follow the links for the skills and rules	<p>Sports day Activities Hula Hoop Relay.mp4</p>



The Winchester School, Jebel Ali



Family Learning Newsletter -Year 5, November-December 2025

Activity- 4	Rounders - Batting	<u>Cooldown</u> After the game/practice students will do proper cooldown activity.	Sports Day Activities Obstacle Course.mp4 Rounders - Bowling.mp4 Fielding rounders.mp4 Batting in Rounders.mp4
Information and Communication Technology	<p>TOPIC : Film Making</p> <p>To explore different features of film-making software</p> <p>To use appropriate software to complete tasks such as writing a script, researching information, filming and editing.</p> <p>To be able to use digital devices for recording (video camera or tablet), to work through pre- and post-production stages, planning good-quality interviews for a documentary and completing the process with use of video editing software such as Windows Movie Maker.</p> <p>Protecting Personal Privacy Online –</p> <p>Discuss the importance of not sharing personal information (like full name, school name, location, or contact details) when posting videos or content online, and how to use privacy settings on YouTube or other platforms.</p>	<p>Interview Practice: Assist your child to practise some interviews at home, role-play ideas, and record or capturing in some way. This could involve video recording, audio recording, photographing or just planning written questions and making notes of answers. Even without any digital devices at home, children can list their top tips for interviewing or camera operating.</p> <p>Film Crew Roles: A research task to pay attention to the End Credits of a film or TV programme. Discuss with your child about some of the roles and think about what responsibilities they may have and which role they would be best at. This encourages them to understand and appreciate the wide number and variety of roles required in making films. Ask your child to create a short video (without showing faces or personal details) and then review it together to check for any private information. Show them how to adjust privacy settings before uploading. Discuss the types of content that are appropriate to share publicly vs. privately.</p>	Wider Learning Film language and techniques - Moving Image Arts (CCEA) - BBC Bitesize
Music (Mr. Joyson)	Improving child's confidence and musicality through music rhythm reading stage 3.	Let the child understand the music note value and clap with the notes. Ask the child to perform it with any percussion instrument like maracas, tambourine.	



The Winchester School, Jebel Ali



Family Learning Newsletter -Year 5, November-December 2025

	We take a deeper look at the half note and how it relates to the quarter and eight notes with quarter rest.	Steady beat is represented by the boxes, and rhythms are represented as the notes inside the boxes. Counting the number of boxes each note uses is a great way to remember how many beats the note is worth.	
Music (Mr. Kiko)	Improving children’s confidence and musicality through singing actions songs and chanting rhymes. Reading notes and rests Listening Skills	Encourage your child to practice recorder at home. Encourage the child to sing action songs at home. Help the child choose which other songs they know aside from the songs taught in school and let them invent their own singing actions. Encourage the child to watch the kinds of notes video	https://www.timeout.com/new-york-kids/music/best-kids-songs Kinds of Notes and Rests.mp4 Year05 Recorder Lesson Drag Me Down.mp4
Music (Mr. Sunil)	Learning how to play Ukulele “Chords”	Let the child practice at home, even though there will be squeaking. Be an audience. But better also check if the child is holding the recorder properly.	



The Winchester School, Jebel Ali



Family Learning Newsletter -Year 5, November-December 2025

Leadership Gemstones

Leading with Gratitude

To recognize and appreciate the unique contributions of others, express thankfulness for the support and opportunities around you. To nurture a positive environment where everyone feels valued and uplifted and turns every interaction into an opportunity to shine and spread positivity.

Activity 1: The Gratitude Glow Challenge

Together with your child, think of one way to show appreciation at home or in your community (writing a thank-you note, helping a family member, or saying kind words to someone).

Write one sentence to complete:

“We showed gratitude by...”

Activity 2: Our Family Sunshine Poster

Citrine reminds us to celebrate the bright moments in life. Create a small poster or drawing that shows what makes your family shine — things you are thankful for, joyful moments, or ways you support each other. Bring it to class to share the positivity with friends.

Activity 3: Words That Shine

Talk with your child about positive and uplifting words that spread warmth and happiness (like *I’m proud of you, thank you, you make me smile*).

Write them down in bright, cheerful colors or decorate a mini “Citrine Words” poster.

Encourage your child to share their poster in class to inspire others to stay positive and grateful.

