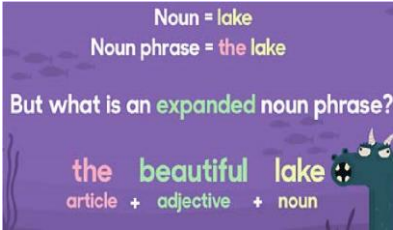




The Winchester School, Jebel Ali



Family Learning Newsletter -Year 6, November- December 2025

Area of Learning	Focus	Activities to help your child at home	Useful websites/Resources
<p>English</p>	<p>Spellings: To explore the words ending in suffixes like "-fer"</p> <p>Grammar: Expanded Noun Phrases To explore the use of expanded noun phrases for character description. Students use expanded noun phrases and prepositional phrases to describe a character.</p> <p>Text Level: To effectively explore books or novels and engage students, focus on examples of character development that use expanded noun phrases- Novel: Song of the River</p> <p>Skills Based Learning: Writing Their Own Character Analysis</p>	<p>Suffixes like "-fer" often assist students in recognizing word families, where words are connected in meaning but vary in form. For example, these words are related but function differently in grammar. Understanding word families can help students broaden their vocabulary and apply words correctly in various contexts. Examples: Transfer (verb): to move from one place to another. Transference (noun): the process of transferring.</p> <p>Talk and Encourage with your children to do the following: Talk to your child about how expanded noun phrases can make their writing more captivating by adding details and description to nouns. These phrases help ignite the imagination, bringing both the reader and writer deeper into the scene. Show your child how simple sentences can become more engaging by adding expanded noun phrases. For instance, read through some stories or articles together where sentences are elaborated with rich descriptions, and let them discover different creative writing styles. Encourage them to take a paragraph or a few sentences and rewrite them, adding expanded noun phrases to make the text more vivid and interesting. Read the new version aloud together and offer supportive feedback, sharing ideas to inspire them. This process will motivate them to use these techniques when crafting their own stories or blog</p>	<p>https://www.spellzone.com/wordlists/list-4660.htm</p> 



Character Analysis

To explore the features and elements of a character.

Exploring the setting and description.

To examine the features and elements of a character, students will explore and analyze aspects such as physical appearance, personality traits, actions, and motivations.

GAP Analysis To effectively and appropriately apply targeted grammatical conventions in writing.

Reading comprehension- To demonstrate use of text evidence (facts, details, quotes to support an inference, claim, opinion, or answer.

Moral Education link- Moral values and character building

To write character analysis, they will reflect on moral values such as honesty, accountability, and responsibility.

posts, making their writing more engaging and imaginative.

Encourage your child to choose a favourite character from a current or past reading book and write a short “*Character Snapshot*” (a paragraph) describing the character using expanded noun phrases.

Talk and encourage the children to do the following: Discuss the various genres you’ve explored together, such as adventure, mystery, science fiction, and historical fiction. Ask your child to identify which genre each well-known book belongs to, encouraging them to think critically about the characteristics that define each genre.

Encourage your child to create a fun quiz focused on adventure literature, including questions about popular adventure books, characters, and settings. This activity will reinforce their knowledge and engage friends and family. As you read different stories together, prompt your child to notice common elements, such as unique creatures, moral lessons, and archetypal characters. After reading, help them compile a list of these elements and analyze major characters and settings.





Encourage your child to write a detailed character sketch of a well-known character from a novel, using powerful verbs and adverbs as practiced in class. Finally, discuss a favorite or famous character, and create a mind map that lists the character’s internal traits (like courage or kindness) and external traits (such as appearance and actions).

Gap analysis to identify and address disparities in students’ reading and writing skills, with a particular

Character Analysis

Readers can use a lot of information included in the story to better understand a character. Sometimes the author will directly state a character’s traits and other times the reader has to infer what they are.

Reader’s can infer character traits by analyzing...

<p>Actions</p>  <p>What does the character do? Do they follow the rules? How does the character treat the other characters in the story? What can you infer from the character’s actions?</p>	<p>Dialogue</p>  <p>What are the words the character is saying? Does the character talk the same to all the characters? What do the words reveal about his/her personality?</p>
<p>Feelings</p>  <p>How does the character feel about the events and other characters in the story? Why do you think the character feels that way? Do the feelings change?</p>	<p>Thoughts</p>  <p>What internal dialogue does the author include? What type of things does the character think about? Why does the author share this with the reader?</p>



The Winchester School, Jebel Ali



Family Learning Newsletter -Year 6, November- December 2025

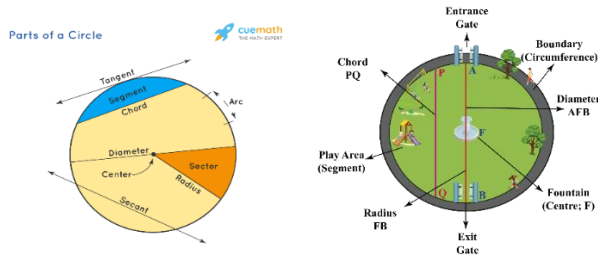
		<p>focus on key vocabulary development. As part of this process, students will revisit persuasive writing techniques, allowing them to refine their ability to construct compelling arguments.</p> <p>In addition to persuasive writing, the curriculum will include an exploration of journalistic writing, where students will revisit the concept on how to convey information clearly and concisely. They will also revisit narrative writing, concentrating on storytelling techniques that boost creativity and expression, as well as the language and structural elements necessary for crafting an engaging story.</p> <p>To support reading comprehension, students will analyze texts to identify main ideas, themes, and vocabulary in context. They will learn to utilize expanded noun phrases to add detail and specificity to their writing, as well as figurative devices, such as metaphors and similes, to create vivid imagery and enhance their prose.</p> <p>Students will explore and analyse the features and elements of a character by identifying their appearance, personality traits, actions, and motivations.</p> <p>They will also reflect on moral values such as honesty, accountability, and responsibility, and evaluate how these values influence the story's plot and relationships between characters.</p>	
--	--	---	--



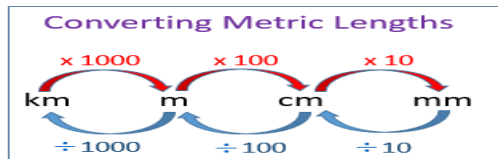
Mathematics Geometry

CIRCLE

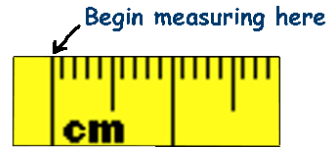
To illustrate and name the different parts of circles, including radius, diameter and circumference and know that the diameter is twice the radius.



LENGTH CONVERSION



ACTIVITY: Using your knowledge about circles, turn your circle into something that you see in everyday life or that you have seen and remember being



circular. Things to keep in mind:

1) You must be able to see ALL the parts of a circle

- 2) You must use your paper plate for something circular on your project.

3) Try to be as creative as possible.

4) Be sure to turn your circle into something other than just a plate.

5) Have fun creating your project! For example: Talk to your child about what things are circular at home, what are the different parts of the circle they know and what are their different properties.

Show the children different measurement scales at home and help them to measure/convert in different units.

Discuss the amount of kilometers travelled by you while going to work and convert the same to miles and vice versa.



[Parts of a Circle | Turtle Diary Quiz](#)
[What are the Parts of a Circle - A Plus Topper](#)

Match the correct conversions.		
LEVEL 7	1 METER	10 MILLIMETERS
TIME 2:26	1000 METERS	1 CENTIMETER
SCORE 60	1 KILOMETER	1000 MILLIMETERS

<https://www.sheppardsoftware.com/mathgames/measurement/MeasurementMeters.htm>

<http://www.teachingmeasures.co.uk/menu.html>

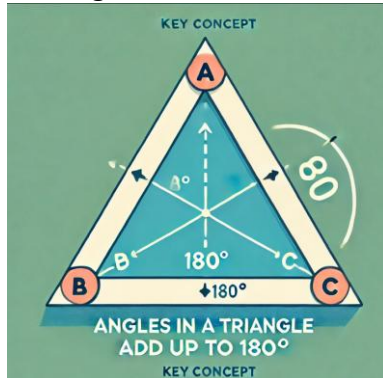
<http://www.transum.org/Maths/Activity/Units/Mileometer.asp>

<https://www.studyladder.com/games/activity/length-problem-solving-26645>



ANGLES IN A TRIANGLE

To apply the interior angle properties of angles in a triangle.



The general rule for length conversion is:

- **To convert from a larger unit to a smaller unit** (e.g., meters to centimeters), **multiply** by the conversion factor.
- **To convert from a smaller unit to a larger unit** (e.g., centimeters to meters), **divide** by the conversion factor.

For example:

- 1 meter = 100 centimeters (multiply by 100 to convert meters to centimeters).
- 1 centimeter = 0.01 meters (divide by 100 to convert centimeters to meters).
- **For angles in a triangle introduce the Triangle and Its Angles**
- Show a simple triangle and explain that a triangle has **three sides** and **three angles**.
- Ask the child to point out the angles and name them (e.g., angle A, angle B, and angle C).

Explain the Angle Sum Property

- Tell them that no matter what kind of triangle it is (big, small, pointy, or wide), the three angles **always add up to 180 degrees**.
- You can say, "It's like if you cut a cake into three pieces, the total will always be the whole cake – 180 degrees."

[Angle in a triangle](#)



Quadrilaterals

To apply the interior angle properties of angles in a quadrilateral.

Use Simple Demonstrations

- Cut out a triangle from paper. Tear off the three corners (angles) and then arrange them together so they form a straight line. This visually shows that the angles add up to a straight line (180 degrees).
- You can explain that this straight line represents 180 degrees, which is the sum of all the angles in any triangle.

Practice with Examples

- Draw different triangles and measure the angles using a protractor. Add the angles to check if they total 180 degrees.
- Start with simple triangles like equilateral (where each angle is 60°), then move on to other triangles like right-angled or scalene ones.

Relate to Real-Life Objects

- Encourage parents to relate triangles to objects the child sees every day (like a slice of pizza, a road sign, or a roof).

Simplify the Key Concept

- Summarize by saying, "In any triangle, no matter how it looks, the three angles will

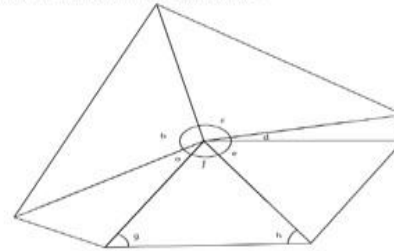
[Quadrilaterals](#)



always add up to 180 degrees. That's the special rule for triangles!"

Missing Angles in Triangles

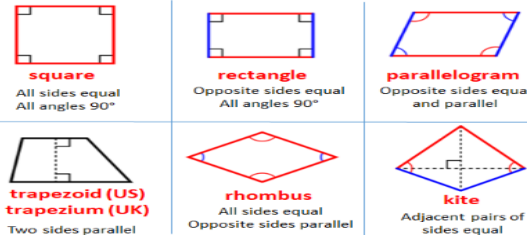
Estimate the missing angles in these triangles. Ensure the sum of all the angles in the triangle is correct. Measure the angles after to check your estimates.



Talk to your child about -

- What things are quadrilaterals in the home?
- What are the different types of quadrilateral they know?
- What are their different properties?
- How Quadrilaterals are Used in Real Life?

Quadrilaterals



Science Forces

To explain that unsupported objects fall towards the Earth because of the force of gravity acting between the Earth and the falling object.

Talk: To your child about importance of Gravity. How is life without gravity? -Humans and other objects will become weightless without gravity.

<https://www.bbc.co.uk/bitesize/articles/zqbm3k7>



To explore the effects of air resistance, water resistance and friction.

To investigate how different factors affect the time taken by a parachute to fall to the ground.

To investigate various factors affecting buoyancy.

Encourage: Internet is a powerful search engine. Please allow your child to spend few minutes on doing research using the websites given for gravity.

Talk: To your child about friction. Can you imagine how life would be without friction? -In a world without friction, the object would continue to slide forever, if not acted on by another force.

Share: Share facts about friction. If You must have read an article or heard anywhere about friction, so you can update.


Talk: To your child about Air resistance. You can engage in a conversation that combines guidance, encouragement, and research.

Explain: The importance of Air Resistance in our everyday life.

Research: Ask your child to research air resistance on how it is linked to parachute.

Talk: To your child about Buoyancy. How it plays a crucial role in both swimming and sailing. Talk about how fish and other aquatic animals use buoyancy to control their depth in the water.

Explain: The importance of buoyancy in our everyday life. Discuss the purpose of life jackets and how they use buoyancy to keep people afloat in the water.



<https://www.twinkl.com/teaching-wiki/air-resistance>

Force that opposes objects moving through the air



air resistance



The Winchester School, Jebel Ali



Family Learning Newsletter -Year 6, November- December 2025

<p>Moral, Social and Cultural Studies / Moral Education</p>	<p>What Do We Mean by Responsibility? To explore responsibility, examples of self-responsibility in daily life, and demonstrate responsible behaviour through personal actions and decisions that positively impact us, others, and the environment.</p> <p>I Assume Self - responsibility for My Own Good To explore what it means to take responsibility for my own actions and choices by making good decisions that help us grow and succeed.</p> <p>Commit Myself to Helping Others To explore the importance of helping others by taking kind and helpful actions at home, in school, and in our community.</p> <p>How Can We Help Others? To explore different ways to help others and show kindness through our words and actions at home, in school, and in the community.</p>	<p>Talk about real-life examples such as completing homework without reminders, taking care of personal belongings, helping with chores and assisting friends.</p> <p>Share your own stories of responsibility, especially moments when it was difficult but important, how your choices affected others and what you learned from them.</p> <p>Encourage your child to organize their study space, plan their weekly tasks using a checklist and take the initiative in helping family members and classmates.</p> <p>Talk about examples like getting ready for school without reminders, finishing homework before playing and choosing healthy habits like sleeping on time.</p> <p>Share a story from your own life when you had to take responsibility for something important and how it helped you learn or grow, even if it was hard at first.</p> <p>Encourage your child to create a daily routine or checklist, take charge of packing their school bag, manage their time, reflect on their choices and how they affect their day.</p>	<p>What Do We Mean by Responsibility.pdf</p> <p>Key vocabulary: responsibility, resilience, persistence</p> <p>I assume Self Responsibility for My Own Good.pdf</p> <p>Key vocabulary: self-responsibility, family responsibility, social responsibility</p>
--	---	---	--



The Winchester School, Jebel Ali



Family Learning Newsletter -Year 6, November- December 2025

The Environment is My Responsibility

To explore our role in protecting the environment by making responsible choices that help take care of the world around us.

Talk about ways to help a classmate with schoolwork, assist a sibling or parent at home and be kind to someone who is feeling left out.

Share a story from your life when you helped someone, the difference it made and how both you and the other person felt good.

Encourage your child to do one kind or helpful act each day, volunteer to help at home and in class, notice when someone needs help and offer support.

Talk with your child about the ways they can help others at home, at school and their feelings when someone helps them

Share examples of your experiences helping others and how helping others can make both you and the other person feel good.

Encourage your child to create a “Kindness Journal” where they write one helpful thing they did each day.

Talk about the environment, taking care of it, things we do at home or school that help or harm the environment and some examples like turning off lights when not in use, using reusable water bottles and bags, throwing trash in the bin and recycling when possible.

[Commit Myself to Helping Others.pdf](#)

Key vocabulary: assuming responsibility, abandoning responsibility, social responsibility

[How Can We Help Others.pdf](#)



The Winchester School, Jebel Ali



Family Learning Newsletter -Year 6, November- December 2025

		<p>Share a story from your life when you made a choice that helped the environment. For example, planting trees, reducing plastic use, or joining a clean-up drive. Also share how small actions can make a big difference when everyone helps.</p> <p>Encourage your child to start a small recycling project at home or in class, create a “Green Goals” chart to track eco-friendly actions like saving water or reusing materials and be a role model by reminding others to care for the environment too.</p>	<p>Key vocabulary: caring for seniors for people in need</p> <p>The Environment is My Responsibility.pdf</p> <p>Key vocabulary: noise pollution, environmental pollution, environmental responsibility</p>
Arabic for Arabs	<p>قصة صوت المحبة أن يحلل التلميذ العناصر الفنية للقصة أن يحدد التلميذ السمات الداخلية والسمات الخارجية لشخصيات القصة أن يحدد التلميذ علاقات التضاد والترادف بين الكلمات أن يقترح التلميذ التلميذ نهاية جديدة للقصة الهمزة المتوسطة على واو أن يكتب التلميذ كلمات بها همزة متوسطة على واو أن يحدد التلميذ مواضع كتابة الهمزة المتطرفة على واو النحو كان وأخواتها أن يميز التلميذ بين أغراض الجملة الاسمية وجملة . كان أن يوظف التلميذ جملة كان في كتاباته الإبداعية مع الضبط وفقا لقواعد النحو كتابة السيرة الذاتية أن يحدد التلميذ عناصر كتابة السيرة الذاتية - أن يكتب التلميذ سيرته الذاتية مراعيًا العناصر والمعايير-</p>	<p>مساعدة التلميذ في البحث عن لغويات النص بالمعجم على الإنترنت مساعدة التلميذ في كتابة ملخص للقصة بالمنزل. مساعدة التلميذ في تحديد التلميذ الفكرة و حفظ مفردات الدرس وتوظيفها في سياقات لغوية جديدة</p> <p>مساعدة التلميذ في البحث عن لغويات النص بالمعجم على الإنترنت مساعدة التلميذ في تحديد الأساليب المجازية في القصة مساعدة التلميذ في قراءة القصة وتحديد العناصر الرئيسية وعناصر قصة مساعدة التلميذ في كتابة كلمات بها همزة متوسطة على واو مع بيان ب كتابتها على الواو تدريبه على إعراب وتوظيف جملة كان ذات الأغراض المختلفة في كتاباته الإبداعية مع الضبط وفقا لقواعد النحو</p> <p>يمكن لولي الأمر الدخول من خلال الرابط المرفق لشرح الدروس ومشاركتها مع التلميذ وتدوين ما تعلمه في دفتره المدرسي</p> <p>مساعدة التلميذ في كتابة سيرة ذاتية .</p>	<p>الهمزة المتوسطة على واو الجملة والتركيب كان وأخواتها</p>



The Winchester School, Jebel Ali



Family Learning Newsletter -Year 6, November- December 2025

Arabic for non-Arabs	Jobs and professions (الأعمال والمهن) To describe Jobs and professions using exclamatory style. To compare between different tow jobs. To create a dialogue on Jobs and professions. To describe Jobs and in a paragraph. To express his/her opinion in Jobs. To analyze a text about the Jobs and professions. To write about your favorite job and what do you want to be.	Help your child to memorize his/her new vocabulary from the words list. Go through the new adjectives sent every week. Encourage children to use these words in sentences or paragraphs of their own. Encourage children to use new grammar in their writing. Ask your child to speak about his/her favorite job. Talk to your child about the importance of jobs. Go through the links on the Arabic and Islamic YouTube channel so that you can help your child learn more at home about the topic.	Arabic and Islamic YouTube Channel
-----------------------------	---	--	--



The Winchester School, Jebel Ali



Family Learning Newsletter -Year 6, November- December 2025




<p>Islamic for Arabs</p>	<p>حديث المفلس الحقيقي أن يوضح مفهوم المفلس كما بينه النبي في الحديث أن يحدد الأعمال التي تكون سبباً في إفلاس صاحبها يوم القيامة أن يبين المعنى العام للحديث الشريف دعوة أهل الطائف أن يحدد هدف الرسول من دعوة أهل الطائف أن يوضح صبر الرسول وعزيمته في دعوة أهل الطائف أن يبين أسلوب الرسول في دعوة أهل الطائف صلاة الجماعة أن يفرق بين صلاة الجماعة وصلاة المسبوق أن يبين فوائد صلاة الجماعة أن يدلل على أهمية الصلاة من القرآن والسنة</p>	<p>مساعدة التلميذ في معرفة مفهوم المفلس الحقيقي مساعدة التلميذ في البحث عن أدلة من القرآن والسنة عن أهمية الأعمال الصالحة مساعدة التلميذ في معرفة المعنى العام للحديث الشريف مساعدة التلميذ في معرفة قصة أهل الطائف مساعدة التلميذ في معرفة العبرة من دعوة أهل الطائف مساعدة التلميذ في معرفة أهداف الرسول من دعوة أهل الطائف مساعدة التلميذ في معرفة الفرق بين صلاة الجماعة وصلاة المسبوق مساعدة التلميذ في معرفة فوائد صلاة الجماعة وأهميتها مساعدة التلميذ في معرفة آيات من القرآن والسنة عن فضل صلاة الجماعة</p>	<p>(104) The Winchester School - Jebel Ali Arabic & Islamic - YouTube</p>
<p>Islamic for non-Arabs</p>	<p>Calling the people of Ta'if to Islam Students will: Clarify the wisdom behind the way of prophet PBUH in calling people to Islam.</p> <p>Analyze the factors which can prevent someone from accepting the truth. Evaluate the effects of tolerance on an individual and society.</p>	<p>Please encourage your child to Memorize Surat At-Takweer applying Tajweed rules. Help your child to recall the story of calling the people of Ta'if. Pick to your child some real situations of the importance of loving Allah from the life of companions. Show your child the importance of civilized communication and the effect of kind words on social relations.</p>	<p>Arabic and Islamic YouTube Channel</p>



The Winchester School, Jebel Ali



Family Learning Newsletter -Year 6, November- December 2025



	<p>Loving Allah Students will: Explain the ways of gaining Allah's love. Analyze the effects of loving Allah on one's deeds and attitude. Evaluate the rewards of being disciplined in this life. Belief in the day of judgement Students will: Explain the real meaning of belief in the day of judgement and its manifestations. Analyze the different beliefs and actions which can distract us from focusing on our real goal in life. Evaluate the effects of belief in the day of judgement on an individual and society.</p>	<p>Talk to your child about the manifestations of belief in the day of judgement.</p> <p>Go through the links on the Arabic and Islamic YouTube channel so that you can help your child learn more at home about the topic</p>	
<p>التربية الوطنية Social study (Arab)</p>	<p>حضارات بلادي حضارة دلمون وماجان أن يحدد مواقع نشأة الحضارات في الخليج العربي أن يستنتج أهمية حضارة دلمون وماجان أن يربط بين الحضارات المختلفة</p>	<p>مساعدة الطالب في معرفة أماكن نشأة الحضارات في الخليج العربي مساعدة الطالب في الربط بين الحضارات المختلفة في الخليج العربي</p>	
<p>French</p>	<p>Topic : Quel temps fait-il? To describe the weather in French. To describe the weather in the four seasons.</p>	<p> Talk Ask your child to talk about the weather every day in French.</p> <p> Share</p>	<p> https://www.youtube.com/watch?v=eBvJVOuBPXI https://www.youtube.com/watch?v=Kq4Luegns8c</p>



The Winchester School, Jebel Ali



Family Learning Newsletter -Year 6, November- December 2025

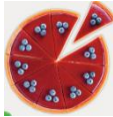
		<p>Create a presentation or poster about the weather in the 4 seasons</p>  <div style="border: 2px solid yellow; padding: 5px; display: inline-block; margin: 10px;">Encourage</div> <p>Students to keep exploring the links given.</p>	 <p>https://quizlet.com/35072410/que-l-temps-fait-il-flash-cards/ https://quizlet.com/35072410/match https://quizlet.com/35072410/gravity</p> <p>https://www.languagesonline.org.uk/French/Primary/Weather/index.htm https://www.liveworksheets.com/ky1482499pf</p>
<p>Physical Education</p> <p>Activity -1</p> <p>Activity - 2</p> <p>Activity - 3</p> <p>Activity - 4</p>	<p>Sports Da/ Practice</p> <p>Rounders - Bowling</p> <p>Rounders – Batting</p> <p>Rounders– Fielding</p>	<p><u>Talk and Encourage</u> the children to do the following:</p> <p><u>Proper warm up</u> The students will do the proper warm up and will practice sports day events and skills with basic rules.</p> <p>Follow the links for the skills and rules</p> <p><u>Cooldown</u> After the game students will do proper cooldown activity.</p>	<p><u>Useful sites:</u></p> <p>Links: Sports Day Bowling Batting Fielding</p>
<p>Information and Communicat</p>	<p><u>Spreadsheets</u></p>	<p>Discuss different ideas for a business.</p>	



The Winchester School, Jebel Ali



Family Learning Newsletter -Year 6, November- December 2025

<p>ion Technology</p>	<p>To create a spreadsheet model to manage a business To work independently in MS Excel using formulas and functions.</p> <p>Safe Online Shopping – To know how to shop safely online by identifying secure websites, creating strong passwords, and protecting personal information.</p>	<p>Discuss about costs and Income Café: What recipes would you make? Choose a recipe you like? How much would it cost to make this recipe? How many portions would your recipe make? How much would you sell each portion for?</p> <p>“Birthday Gift Hunt” 📺 Tell your child they’ve been given a budget of AED 100 to buy a birthday gift for a friend from an online store (you can use real sites like Amazon or just printed screenshots of items).As they browse, ask them to: Spot if the website is secure (look for HTTPS and the padlock symbol). Choose a strong password for their account (you can write it on paper instead of entering it). Decide what personal information is safe to enter and what they should never share without a parent’s help. After “ordering,” talk about how to keep passwords safe and why using trusted websites matters.</p>	 <p>Creating and understanding charts and graphs - BBC Bitesize</p>
<p>Music (Mr. Joyson)</p>	<p>Improving child’s confidence and musicality through music rhythm reading intermediate level.</p> <p>We look at dotted quarter notes, single eighth notes, and the eighth rest. We also get to see our beats split in half, adding a new challenge to our rhythm reading!</p>	<p>Let the child understand the music note value and clap with the notes. Ask the child to perform it with any percussion instrument like maracas, tambourine.</p> <p>Steady beat is represented by the boxes, and rhythms are represented as the notes inside the boxes. Counting the number of boxes each note uses is a great way to remember how many beats the note is worth.</p>	
<p>Music (Mr. Kiko)</p>	<p>Improving children’s confidence and musicality through singing actions songs and chanting rhymes.</p>	<p>Encourage your child to practice recorder at home Encourage the child to sing action songs at</p>	<p>https://www.timeout.com/new-york-kids/music/best-kids-songs/Kinds of Notes and Rests.mp4</p>



The Winchester School, Jebel Ali



Family Learning Newsletter -Year 6, November- December 2025

	<p>Reading notes and rests Listening Skills</p>	<p>home. Encourage the child to watch the kinds of notes video</p>	<p>Year06 Recorder Count On Me.mp4</p>
<p>Music (Mr. Sunil)</p>	<p>Learning how to play Ukulele “Chords”</p>	<p>Let the child practice at home, even though there will be squeaking. Be an audience. But better also check if the child is holding the recorder properly.</p>	
<p>Leadership Gemstones</p>	<p>Leading with Gratitude To recognize and appreciate the unique contributions of others, express thankfulness for the support and opportunities around you. To nurture a positive environment where everyone feels valued and uplifted and turns every interaction into an opportunity to shine and spread positivity.</p>	<p>Activity 1: Encourage – Kindness Interview- Ask your child to interview one family member about a time when someone encouraged or supported them. They should ask:</p> <ul style="list-style-type: none"> • What did that person say or do? • How did it make you feel? • Did it inspire you to do something kind for someone else? <p>Then, your child can share what they learned in a few sentences or through a short voice note or drawing.</p> <p>Activity 2- Share – Family Responsibility Challenge- Encourage your child to choose one household responsibility for the week (e.g., setting the table, feeding a pet, or watering plants) and complete it without reminders. At the end of the week, ask them:</p> <ul style="list-style-type: none"> • What did you learn by helping regularly? • How did your contribution help the family? <p>Activity- Talk – Family Reflection Journal- Together, start a small “Family Talk Journal.”</p>	



The Winchester School, Jebel Ali



Family Learning Newsletter -Year 6, November- December 2025

		<p>Each evening, one family member writes a short entry answering:</p> <ul style="list-style-type: none">• “What went well today?”• “What could we do better tomorrow?”	
--	--	--	--