



# The Winchester School

## Year 7- Family Learning Newsletter – November - 2025

SUBJECT	FOCUS	ACTIVITIES	WEBSITES
ENGLISH	<p><b>Topic: Poetry</b></p> <p><b>Learning Objectives:</b></p> <ul style="list-style-type: none"> <li>❖ To enhance students' understanding and appreciation of poetry through hands-on activities.</li> </ul>	<ul style="list-style-type: none"> <li>❖ <b>Activities: Create a Poetry Jar:</b> Encourage your child to write different lines or phrases from their favourite poems on small pieces of paper. Guide them to decorate a jar and place the papers inside. Each day, they can pull out a line and use it as inspiration to write a new poem, helping them explore creativity in a fun, interactive way.</li> <li>❖ <b>Host a Poetry Performance:</b> Help your child select a few poems they love or have written themselves. Encourage them to create simple props or costumes related to the poems and perform them for family members.</li> <li>❖ <b>Make a Collaborative Poem Wall:</b> Guide your child in creating a wall of collaborative poetry. Use large sheets of paper and have family members contribute lines or stanzas throughout the week. Encourage your child to illustrate the poem or add visuals that represent each line, turning it into a vibrant, ongoing project.</li> </ul>	<p><a href="https://www.cliffsnotes.com/literature/a/american-poets-of-the-20th-century/how-to-analyze-poetry">https://www.cliffsnotes.com/literature/a/american-poets-of-the-20th-century/how-to-analyze-poetry</a></p>
MATHS	<p><b>Topic: Shapes and Geometric Reasoning</b></p> <p><b>Learning Objective:</b></p>	<p><b>Activities:</b></p> <ul style="list-style-type: none"> <li>❖ <b>Talk</b> To your child while working out area and perimeter and volume of the room, table, piece of land, car park, kitchen, containers etc. at home with the help</li> </ul>	<p><a href="https://www.bbc.co.uk/bitesize/topics/zrf3cdm">https://www.bbc.co.uk/bitesize/topics/zrf3cdm</a></p>



# The Winchester School

## Year 7- Family Learning Newsletter – November - 2025

	<ul style="list-style-type: none"> <li>❖ Evaluate the area, perimeter of 2D shapes</li> </ul> <p><b>Topic: Statistics</b></p> <p><b>Learning Objective:</b></p> <ul style="list-style-type: none"> <li>❖ To understand and create bar graphs to represent and analyse data effectively.</li> </ul>	<p>of parents. Area of windows and doors can also be calculated.</p> <ul style="list-style-type: none"> <li>❖ <b>Encourage</b> them to collect examples from newspapers or magazines related to area and perimeter and discuss the importance of area, perimeter and volume. Assist your child to create their own questions with the things around.</li> <li>❖ <b>Research:</b> Research on properties of 2d and 3d shapes</li> <li>❖ <b>Encourage</b> your child to create infographics using bar graphs to visually represent data in a concise and engaging manner. They can choose a topic of interest, gather relevant data, and design an infographic that effectively communicates the information through bar graphs.</li> <li>❖ <b>Motivate</b> your child to have a view on Business and Finance: Bar graphs are commonly used in business and finance to represent sales data, market trends, financial performance, and budget allocations. They provide a visual representation of data, making it easier to identify patterns, compare values, and make informed decisions.</li> </ul>	<p><a href="https://www.mathsisfun.com/geometry/cuboids-rectangular-prisms.html">https://www.mathsisfun.com/geometry/cuboids-rectangular-prisms.html</a></p> <p><a href="https://www.khanacademy.org/test-prep/praxis-math/praxis-math-lessons/gtp--praxis-math--lessons--geometry/a/gtp--praxis-math--article--perimeter-area-and-volume--lesson">https://www.khanacademy.org/test-prep/praxis-math/praxis-math-lessons/gtp--praxis-math--lessons--geometry/a/gtp--praxis-math--article--perimeter-area-and-volume--lesson</a></p> <p><a href="https://transum.org/Maths/Exercise/Bar_Charts/">https://transum.org/Maths/Exercise/Bar_Charts/</a></p> <p><a href="https://www.geogebra.org/m/k2rhmjpz">https://www.geogebra.org/m/k2rhmjpz</a></p>
SCIENCE	<p><b>Topic: Separating Mixtures</b></p> <p><b>Learning Objectives:</b></p> <ul style="list-style-type: none"> <li>❖ To describe how filtering works.</li> </ul>	<ul style="list-style-type: none"> <li>❖ Encourage your ward to read the following topics:</li> <li>❖ A. Separating solids from liquids</li> </ul>	<p>Compounds and Mixtures</p> <p><a href="https://www.bbc.co.uk/bitesize/guides/zkkj2v4/revision/2">https://www.bbc.co.uk/bitesize/guides/zkkj2v4/revision/2</a></p>



# The Winchester School

## Year 7- Family Learning Newsletter – November - 2025

- ❖ To describe the formation of crystals by the process called evaporation.
- ❖ To understand chromatography and interpret chromatograms
- ❖ To explain why distillation produces pure water.

[Separation techniques - Separating mixtures - GCSE Chemistry \(Single Science\) Revision - WJEC - BBC Bitesize](#)

- ❖ B. Filtration and crystallization  
[Filtration and crystallisation - Separation and purification - Edexcel - GCSE Combined Science Revision - Edexcel - BBC Bitesize](#)C.  
Chromatography
- ❖ [http://www.bbc.co.uk/schools/gcsebitesize/science/add\\_edexcel/covalent\\_compounds/separation\\_rev2.shtml](http://www.bbc.co.uk/schools/gcsebitesize/science/add_edexcel/covalent_compounds/separation_rev2.shtml)
- ❖ D. Distillation  
[http://www.bbc.co.uk/schools/gcsebitesize/science/edexcel\\_pre\\_2011/oneearth/fuelsrev1.shtml](http://www.bbc.co.uk/schools/gcsebitesize/science/edexcel_pre_2011/oneearth/fuelsrev1.shtml)
- ❖ Encourage your ward to answer the following tests:
- ❖ A.  
<https://www.liveworksheets.com/worksheet/en/science/1842851>
- ❖ B.  
<https://www.liveworksheets.com/worksheet/en/science/1854710>

Ted Ed Lesson on Separating Liquids with Distillation

<http://ed.ted.com/on/48loBLe7>

Ted Ed Lesson on Basics of Chromatography

<http://ed.ted.com/on/lhPb16lt>

Flash animation – Chromatography

[http://www.physics-chemistry-interactive-flash-animation.com/matter\\_change\\_state\\_measurement\\_mass\\_volume/chromatography\\_high\\_school.htm](http://www.physics-chemistry-interactive-flash-animation.com/matter_change_state_measurement_mass_volume/chromatography_high_school.htm)



# The Winchester School

## Year 7- Family Learning Newsletter – November - 2025

		❖ Motivate your ward to create an <b>interactive presentation</b> on separating mixtures using <b>PADLET/ GLOGSTER/ ANIMOTO</b> .	
ARABIC (Arabs)	<p><b>Topic:</b> مجد الإمارات</p> <p><b>Learning Objectives:</b></p> <p>يحدد الفكرة الرئيسية والأفكار الجزئية للنص الشعري</p> <p>يحلل الأبيات أدبيًا وفنيًا</p> <p>ينثر الأبيات نثرًا أدبيًا</p> <p>يحدد مواطن الجمال في الأبيات والأساليب البلاغية والأدبية في النص</p> <p>يكتب مقالًا أدبيًا في حب الوطن</p> <p>يوضح دلالات العبارات والألفاظ</p> <p><b>Topic:</b> المفعول المطلق</p> <p><b>Learning Objectives:</b></p> <p>يتعرف المفعول المطلق</p> <p>يعرّبه إعرابًا صحيحًا</p> <p>يوظفه في كتاباته</p>	<p><b>Activities:</b></p> <p>ينثر النص نثرًا أدبيًا بأسلوبه</p> <p>يحدد الفكرة الرئيسية والأفكار الداعمة</p> <p>يستخرج الأساليب الأدبية والبلاغية</p> <p>يبين معاني المفردات الجديدة ويوظفها في سياقات أخرى</p> <p>يبين دلالات الألفاظ والعبارات</p> <p>يكتب مقالًا بعنوان حب الوطن</p> <p>يتعرف المفعول المطلق ويحدد وظيفته</p> <p>يعرّبه إعرابًا صحيحًا</p> <p>يوظفه في كتابة جمل وفقرات</p>	<p><a href="https://mawdoo3.com/%D9%85%D9%88%D8%B6%D9%88%D8%B9%D8%AA%D8%B9%D8%A8%D9%8A%D8%B1%D8%B9%D9%86%D8%AD%D8%A8%D8%A7%D9%84%D9%88%D8%B7%D9%86">https://mawdoo3.com/%D9%85%D9%88%D8%B6%D9%88%D8%B9%D8%AA%D8%B9%D8%A8%D9%8A%D8%B1%D8%B9%D9%86%D8%AD%D8%A8%D8%A7%D9%84%D9%88%D8%B7%D9%86</a></p> <p><a href="https://mawdoo3.com/%D8%B4%D8%B1%D8%AD%D8%A7%D9%84%D9%85%D9%81%D8%B9%D9%88%D9%84%D8%A7%D9%84%D9%85%D8%B7%D9%84%D9%82">https://mawdoo3.com/%D8%B4%D8%B1%D8%AD%D8%A7%D9%84%D9%85%D9%81%D8%B9%D9%88%D9%84%D8%A7%D9%84%D9%85%D8%B7%D9%84%D9%82</a></p>



# The Winchester School

## Year 7- Family Learning Newsletter – November - 2025

ISLAMIC STUDIES (Arabs)	<p><b>Topic:</b> الحياة في المدينة بعد الهجرة سجود السهو وسجود التلاوة</p> <p><b>Learning Objectives:</b> تحديد ملامح الحياة الاجتماعية في المدينة المنورة بعد الهجرة بين أهمية الوحدة الاجتماعية في المجتمع استنباط اثر التراحم المجتمعي على المجتمع توضيح انواع السجود بيان كيفية اداء سجود السهو وسجود التلاوة استنباط الحكمة مشروعية من سجود التلاوة وسجود السهو</p>	<p><b>Activities:</b> وضح اسباب ودوافع هجرة النبي من مكة الى المدينة وكيفية استقبال أهل المدينة للنبي وللمهاجرين الذين جاءوا من مكة وأثر ذلك على الحياة الاجتماعية في مجتمع المدينة</p> <p>ثم اربط ذلك بأثر التراحم والسلام الاجتماعي داخل المجتمع الاماراتي وأثر ذلك في تقدم ورفاهية المجتمع</p> <p>لخص وثيقة المدينة المنورة التي وضعها سيدنا محمد كدستور اجتماعي لمجتمع المدينة ثم استنبط في نقاط القيم الحضارية التي نصت عليها الوثيقة واثّر ذلك على المجتمع</p> <p>ثم وضح رأيك بالدليل في صلاحية تلك الوثيقة للتطبيق في العصر الحالي.</p> <p>قال رسول الله صلى الله عليه وسلم: "أقرب ما يكون العبد من ربه وهو ساجد"</p> <p>اشرح الحديث الشريف مبينا اهمية السجود واثره في حياة المسلم</p> <p>وضح حالات سجود السهو في الصلاة عند الزيادة وعند النقص وعند ترك أمر من أمور الصلاة الفرض والواجب والسنة والمندوب مع الدليل</p>	<p><a href="https://teacherhelp.info/%D8%A7%D9%84%D8%AD%D9%8A%D8%A7%D8%A9-%D9%81%D9%8A-%D8%A7%D9%84%D9%85%D8%AF%D9%8A%D9%86%D8%A9-%D8%A7%D9%84%D9%85%D9%86%D9%88%D8%B1%D8%A9-%D8%A8%D8%B9%D8%AF-%D8%A7%D9%84%D9%87%D8%AC%D8%B1%D8%A9/">https://teacherhelp.info/%D8%A7%D9%84%D8%AD%D9%8A%D8%A7%D8%A9-%D9%81%D9%8A-%D8%A7%D9%84%D9%85%D8%AF%D9%8A%D9%86%D8%A9-%D8%A7%D9%84%D9%85%D9%86%D9%88%D8%B1%D8%A9-%D8%A8%D8%B9%D8%AF-%D8%A7%D9%84%D9%87%D8%AC%D8%B1%D8%A9/</a></p> <p><a href="https://www.uae-study.com/file/57905/">https://www.uae-study.com/file/57905/</a></p> <p><a href="https://seraj-uae.com/file/2686/">https://seraj-uae.com/file/2686/</a></p> <p><a href="https://sana-maqrah.com/ar/blog/%D8%A7%D9%84%D9%81%D8%B1%D9%82-%D8%A8%D9%8A%D9%86-%D8%B3%D8%AC%D9%88%D8%AF-%D8%A7%D9%84%D8%B3%D9%87%D9%88-">https://sana-maqrah.com/ar/blog/%D8%A7%D9%84%D9%81%D8%B1%D9%82-%D8%A8%D9%8A%D9%86-%D8%B3%D8%AC%D9%88%D8%AF-%D8%A7%D9%84%D8%B3%D9%87%D9%88-</a></p>
----------------------------	--	---	---



# The Winchester School

## Year 7- Family Learning Newsletter – November - 2025

			<a href="https://uae-school.com/archives/8231">/D9%88%D8%B3%D8%AC%D9%88%D8%AF-%D8%A7%D9%84%D8%AA%D9%84%D8%A7%D9%88%D8%A9/a-1703526248</a> <a href="https://uae-school.com/archives/8231">https://uae-school.com/archives/8231</a>
ARABIC (Non- Arabs)	<b>Topic: مهرجان التسوق</b> <b>Learning Objectives:</b> أن يصف التلميذ التسوق الإلكتروني أن يوظف التلميذ التشبيه في سياقات مختلفة أن يصف التلميذ مهرجان التسوق في دبي أن يوظف التلميذ التركيب مما لا شك أن أن يقارن التلميذ بين المتجر والتسوق الإلكتروني أن يوظف التلميذ التشخيص في سياقات مختلفة أن يصمم إعلانات لبيع المنتجات	<b>Activities:</b> كتابة موضوعًا عن مهرجان التسوق في دبي تصميم إعلانات لبيع منتجات مختلفة تسجيل حوار عن مهرجان التسوق في دبي	<a href="https://www.youtube.com/watch?v=R3EWMJYPLc&amp;list=PLOeNR_C2NUuX9zfHxq5NqLCddK1uUwuQe">https://www.youtube.com/watch?v=R3EWMJYPLc&amp;list=PLOeNR_C2NUuX9zfHxq5NqLCddK1uUwuQe</a> <a href="https://www.youtube.com/watch?v=-tBwIA3gnG0&amp;list=PLOeNR_C2NUuX9zfHxq5NqLCddK1uUwuQe&amp;index=38">https://www.youtube.com/watch?v=-tBwIA3gnG0&amp;list=PLOeNR_C2NUuX9zfHxq5NqLCddK1uUwuQe&amp;index=38</a> <a href="https://www.youtube.com/watch?v=EMtWX8BYP5w&amp;list=PLOeNR_C2NUuX9zfHxq5NqLCddK1uUwuQe&amp;index=33">https://www.youtube.com/watch?v=EMtWX8BYP5w&amp;list=PLOeNR_C2NUuX9zfHxq5NqLCddK1uUwuQe&amp;index=33</a> <a href="https://www.youtube.com/watch?v=LtAb3DZTiaw&amp;list=PLOeNR_C2NUuX9zfHxq5NqLCddK1uUwuQe&amp;index=35">https://www.youtube.com/watch?v=LtAb3DZTiaw&amp;list=PLOeNR_C2NUuX9zfHxq5NqLCddK1uUwuQe&amp;index=35</a>



# The Winchester School

## Year 7- Family Learning Newsletter – November - 2025

<p>ISLAMIC STUDIES (Non- Arabs)</p>	<p><b>Topic: BRING YOURSELF TO ACCOUNT</b> <b>SOME OF THE SIGNS OF THE LAST HOUR</b></p> <p><b>Learning Objectives:</b></p> <ul style="list-style-type: none"><li>❖ To analyze self-accountability in light of Islamic teachings and personal development</li><li>❖ To Evaluate how to practice self-reflection by identifying their strengths, weaknesses</li><li>❖ To explicate the Islamic concept of the Last Hour and identify its major and minor signs through Qur'an and Hadith.</li><li>❖ To analyze how the signs of the Last Hour serve as reminders for accountability</li></ul>	<p><b>Activities: Encourage your child to</b></p> <ul style="list-style-type: none"><li>❖ Create a family worksheet with three sections: <i>What We Did Today, Was It Right or Wrong?</i>, and <i>How Can We Improve Tomorrow?</i></li><li>❖ Reflect together as a family on daily actions, words, and decisions.</li><li>❖ Write an essay or discuss: <i>Which of these signs do we see happening in our time? How do these signs remind us to prepare for accountability before Allah?</i></li><li>❖ List and practice good deeds your family can do to be ready for the Last Hour.</li></ul>	<p><a href="https://blog.islamawareness.net/2023/08/islam-and-accountability-path-to.html">https://blog.islamawareness.net/2023/08/islam-and-accountability-path-to.html</a></p> <p><a href="https://islamqa.info/en/answers/2281/signs-of-the-hour">https://islamqa.info/en/answers/2281/signs-of-the-hour</a></p>
<p>UAE Social Studies</p>	<p><b>Topic:</b> الثورة الصناعية <b>Learning Objectives:</b> أن يوضح الطالب عوامل قيام الثورة الصناعية</p> <p><b>Topic:</b> الثورة الزراعية <b>Learning Objectives:</b></p>	<p><b>Activities:</b></p> <p>تصميم خريطة ذهنية عن الثورة الصناعية</p> <p>تحديد الفرق بين عوامل قيام الثورة الصناعية والزراعية</p> <p>تصميم خريطة ذهنية عن الثورة الزراعية</p>	<p><a href="https://mrsasmaa.com/files/download/%D9%85%D8%B1%D8%A7%D8%AC%D8%B9%D8%A9-%D8%AF%D8%B1%D8%B3-%D8%A7%D9%84%D8%AB%D9%88%D8%B1%D8%A9-%D8%A7%D9%84%D8%B5%D9%86%D8%A7%D8%B9%D9%8A%D8%A9-%D8%A7%D9%84%D8%B5%D9%81-">https://mrsasmaa.com/files/download/%D9%85%D8%B1%D8%A7%D8%AC%D8%B9%D8%A9-%D8%AF%D8%B1%D8%B3-%D8%A7%D9%84%D8%AB%D9%88%D8%B1%D8%A9-%D8%A7%D9%84%D8%B5%D9%86%D8%A7%D8%B9%D9%8A%D8%A9-%D8%A7%D9%84%D8%B5%D9%81-</a></p>



# The Winchester School

## Year 7- Family Learning Newsletter – November - 2025

	أن يوضح الطالب عوامل قيام الثورة الزراعية.	تحديد الفرق بين عوامل قيام الثورة الصناعية والزراعية	<a href="#">%D8%A7%D9%84%D8%B3%D8%A7%D8%A</a> <a href="#">F/</a> <a href="https://www.uaealmanahij.com/2023/09/blog-post_20.html">https://www.uaealmanahij.com/2023/09/blog-post_20.html</a>
Moral Education	<b>Topic: Physical health and Diet</b> <b>Learning Objectives:</b> <ul style="list-style-type: none"><li>❖ To understand the importance of healthy eating and how it is important in the short and long term.</li><li>❖ Understand and explain the different ways in which diseases are spread and how to avoid infection and contamination at the individual and community levels, including the importance of sanitation and clean water.</li></ul>	<b>Activities: Encourage your child to research</b> <ul style="list-style-type: none"><li>❖ On any one life threatening sickness and find out how they can be prevented.</li><li>❖ Diet chart and then create one of your diet plans considering the Sustainable food habits</li></ul>	<a href="https://www.mayoclinic.org/healthy-lifestyle/childrens-health/in-depth/nutrition-for-kids/art-20049335">https://www.mayoclinic.org/healthy-lifestyle/childrens-health/in-depth/nutrition-for-kids/art-20049335</a>
PSHCEE	<b>Topic: Growth Mindset</b> <b>Learning Objectives:</b> <ul style="list-style-type: none"><li>❖ To compare fixed mind-set and growth mindset</li></ul>	<b>Activities: Motivate your child to -</b> <ul style="list-style-type: none"><li>❖ Discuss the benefits of having growth mindset and how it can help to achieve their goals.</li></ul>	



# The Winchester School

## Year 7- Family Learning Newsletter – November - 2025

	<ul style="list-style-type: none"> <li>❖ To explain the importance of having growth mind-set</li> </ul>		
HISTORY	<p><b>Topic: Explorations</b></p> <p><b>Learning Objectives:</b></p> <ul style="list-style-type: none"> <li>❖ To analyse the reasons and impact of explorations.</li> </ul>	<p><b>Activities:</b></p> <ul style="list-style-type: none"> <li>❖ Encourage your child to watch the Discovery video The Explorations and create a mind map to analyse the relationship between exploration and the development of navigation/astronomy/technological advancements.</li> <li>❖ Motivate your child to create a storyboard from the eyes of your favourite explorer to explain the socioeconomic-cultural changes.</li> </ul>	<p><a href="http://www.historyonthenet.com">www.history on the net</a></p> <ul style="list-style-type: none"> <li>• <a href="http://www.historyextra.com">http://www.historyextra.com</a></li> <li>• <a href="https://schoolhistory.co.uk/resources/year/ks3">https://schoolhistory.co.uk/resources/year/ks3</a></li> <li>• <a href="http://www.studyhistory.co.uk">www.studyhistory.co.uk</a></li> <li>• <a href="http://www.bbc.co.uk/history">www.bbc.co.uk/history</a></li> <li>• <a href="http://www.schoolhistory.co.uk">www.schoolhistory.co.uk</a></li> </ul>
GEOGRAPHY	<p><b>Topic: Map &amp; Mapping Skills - Directions</b></p> <p><b>Learning Objectives:</b></p> <ul style="list-style-type: none"> <li>❖ To develop a greater understanding of how to give direction with the help of shadow-stick method.</li> </ul>	<p><b>Activities:</b></p> <ul style="list-style-type: none"> <li>❖ Engage your child with a discussion using the following pointers-</li> <li>❖ What if you are lost in the desert and had no compass?</li> <li>❖ Why is East written after North and West after South?</li> </ul>	<ul style="list-style-type: none"> <li>• <a href="#">Workbook</a></li> </ul>
Moral Science and Cultural Studies	<p><b>Topic: THE LATE MIDDLE AGES</b></p> <p><b>Learning Objectives:</b> To explore the causes of the First 100 years war.</p>	<ul style="list-style-type: none"> <li>❖ Activities: Along with your child make a podcast presentation explaining the different causes of the 100 years of War.</li> </ul>	<p><a href="#">YEAR 7 MOE text book on MSCS</a></p>



# The Winchester School

## Year 7- Family Learning Newsletter – November - 2025




FRENCH	<p><b>Topic :</b></p> <ul style="list-style-type: none"><li>❖ Ma tenue préférée / j'adore le look sport</li></ul> <p><b>Learning Objectives:</b></p> <p>Grammar :</p> <ul style="list-style-type: none"><li>❖ To conjugate regular verbs of 1<sup>st</sup> group and the irregular verb "mettre"</li><li>❖ To Express your opinions using "aimer – adorer – préférer – détester"</li><li>❖ To review adjectives and their agreements including colors.</li></ul> <p>Vocabulary :</p> <ul style="list-style-type: none"><li>❖ To recognize the styles of clothes.</li><li>❖ To review the weather conditions.</li><li>❖ To give opinion about fashion</li></ul>	<p><b>Activities:</b></p> <ul style="list-style-type: none"><li>❖ Encourage your child to do a regular work :15- 20 minutes 5 times a week spent with French will guarantee a good progress.</li><li>❖ Listen together to a French radio station while doing household chores.</li><li>❖ Give a good example making an effort to memorize some French vocabulary.</li><li>❖ When you are out together, ask your child to name in French the clothes she or he is wearing or someone else in the park or in the street; compare the styles or trends in fashion.</li></ul>	<p><a href="https://quizlet.com/nl/316633041/jadore-le-look-sport-vocab-from-this-document-flash-cards/">https://quizlet.com/nl/316633041/jadore-le-look-sport-vocab-from-this-document-flash-cards/</a></p> <p><a href="https://quizlet.com/316633041/spell">https://quizlet.com/316633041/spell</a></p> <p><a href="https://quizlet.com/316633041/match">https://quizlet.com/316633041/match</a></p>
ICT	<p><b>Topic:</b> Control Devices</p> <p><b>Learning Objectives:</b></p>	<p><b>Activities:</b></p> <ul style="list-style-type: none"><li>❖ Motivate your child to research about the various types of sensors and its applications.</li></ul>	





# The Winchester School

## Year 7- Family Learning Newsletter – November - 2025

<p>Leadership GEMSTONES</p> <p>Week 1</p> 	<p><b>Leadership GEMSTONES</b></p> <p><b>Focus for the Month of November</b></p> <p><b>LEADING WITH GRATITUDE (CITRINE)</b></p> <p><b>Promotes recognising and appreciating contributions.</b></p> 	<p><b>November - Quote for Week 1</b></p> <p><b><i>“Saying thank you connects you to others.”</i></b></p> <p><b>MESSAGE:</b> Taking a moment to say thank you shows people you notice and appreciate their efforts. Gratitude helps build friendships and teamwork.</p> <p><b>REFLECT:</b></p> <p>Are there things others do that I forget to say thank you for? How can I make saying thank you a habit?</p> <ul style="list-style-type: none"> <li>❖ Who made your day easier or better this week, and how can you show your appreciation to them?</li> <li>❖ Did you notice someone quietly helping others or doing their part without being asked? How could you acknowledge their effort this week?</li> </ul>	<p>Click on the Padlet link or scan the QR code to share your views on LEADING WITH GRATITUDE and what have you done to embrace the quotes of the week? Share your stories or actions to inspire others!</p> <p><a href="https://padlet.com/The_Winchester_School/remark-of-ks-3-leadership-gemstones-month-of-november-leadin-m1m3qhuev8fi9gzz">https://padlet.com/The_Winchester_School/remark-of-ks-3-leadership-gemstones-month-of-november-leadin-m1m3qhuev8fi9gzz</a></p> 
<p>Leadership GEMSTONES</p> <p>Week 2</p>	<p><b>Leadership GEMSTONES</b></p> <p><b>Focus for the Month of November</b></p> <p><b>LEADING WITH GRATITUDE (CITRINE)</b></p>	<p><b>November - Quote for Week 2</b></p> <p><b><i>“Gratitude helps people feel seen and valued.”</i></b></p> <p><b>MESSAGE:</b> When you show appreciation, it reminds your friends and team that their efforts matter. Saying thank you often makes people feel included and motivates them to do their best. Gratitude creates a positive and supportive environment where everyone feels they belong</p>	



# The Winchester School

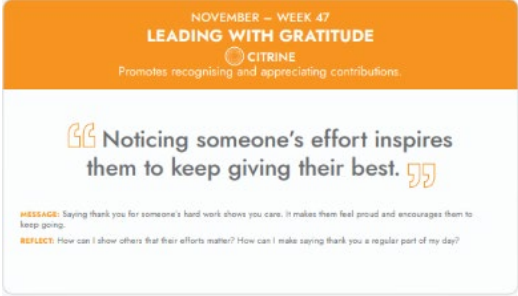
## Year 7- Family Learning Newsletter – November - 2025

	<p style="text-align: center;">NOVEMBER – WEEK 45 <b>LEADING WITH GRATITUDE</b> CITRINE Promotes recognising and appreciating contributions.</p> <p style="text-align: center;"><b>Gratitude helps people feel seen and valued.</b></p> <p><small><b>MESSAGE:</b> When you show appreciation, it reminds your friends and team that their efforts matter. Saying thank you often makes people feel included and motivates them to do their best. Gratitude creates a positive and supportive environment where everyone feels they belong.</small></p> <p><small><b>REFLECT:</b> How can I say thank you more often to show others they matter? What can I do to make gratitude part of my daily routine?</small></p> <p><b>Promotes recognising and appreciating contributions.</b></p>	<p><b>REFLECT:</b> How can I say thank you more often to show others they matter? What can I do to make gratitude part of my daily routine?</p> <ul style="list-style-type: none"> <li>❖ Who made a positive impact on you this week, and how can you show your appreciation to them?</li> <li>❖ What is one small action you can take each day to make gratitude a habit in your life?</li> </ul>	
<p>Leadership GEMSTONES</p> <p>Week 3</p>	<p><b>Leadership GEMSTONES</b></p> <p><b>Focus for the Month of November</b></p> <p><b>LEADING WITH GRATITUDE (CITRINE)</b></p> <p style="text-align: center;">NOVEMBER – WEEK 46 <b>LEADING WITH GRATITUDE</b> CITRINE Promotes recognising and appreciating contributions.</p> <p style="text-align: center;"><b>Gratitude turns small actions into meaningful connections.</b></p> <p><small><b>MESSAGE:</b> Gratitude is about more than saying thank you—it's about noticing and appreciating what others bring to the team. When you recognise someone's efforts, no matter how small, it makes them feel valued and important. This helps create a group where everyone feels connected and motivated to do their best.</small></p> <p><small><b>REFLECT:</b> How can I show others I value their contributions? What simple ways can I make gratitude part of my daily interactions with my friends and team?</small></p> <p><b>Promotes recognising and appreciating contributions.</b></p>	<p><b>November - Quote for Week 3</b></p> <p><i><b>"Gratitude turns small actions into meaningful connections."</b></i></p> <p><b>MESSAGE:</b> Gratitude is about more than saying thank you—it's about noticing and appreciating what others bring to the team. When you recognise someone's efforts, no matter how small, it makes them feel valued and important. This helps create a group where everyone feels connected and motivated to do their best.</p> <p><b>REFLECT:</b> How can I show others I value their contributions? What simple ways can I make gratitude part of my daily interactions with my friends and team?</p>	



# The Winchester School

## Year 7- Family Learning Newsletter – November - 2025

		<ul style="list-style-type: none"> <li>❖ Who made a small but meaningful contribution to your team or group this week, and how can you acknowledge it?</li> <li>❖ What simple actions can you take each day to show appreciation and make gratitude part of your interactions with friends and team members?</li> </ul>	
<p>Leadership GEMSTONES</p> <p>Week 4</p>	<p><b>Leadership GEMSTONES</b></p> <p><b>Focus for the Month of November</b></p> <p><b>LEADING WITH GRATITUDE (CITRINE)</b></p> <p><b>Promotes recognising and appreciating contributions.</b></p> 	<p><b>November - Quote for Week 4</b></p> <p><b><i>“Noticing someone’s effort inspires them to keep giving their best.”</i></b></p> <p><b>MESSAGE:</b> Saying thank you for someone’s hard work shows you care. It makes them feel proud and encourages them to keep going.</p> <p><b>REFLECT:</b></p> <ul style="list-style-type: none"> <li>❖ How can I show others that their efforts matter? How can I make saying thank you for the regular part of my day?</li> <li>❖ Who worked hard or went the extra mile this week, and how can you show them that their effort matters?</li> <li>❖ What practical ways can you make expressing gratitude, like saying thank you, a regular part of your daily routine?</li> </ul>	



# The Winchester School

## Year 7- Family Learning Newsletter – November - 2025

**1 BE PRESENT**  
Attend school every day, on time, with correct uniform and equipment

**2 BE READY TO LEARN**  
Follow every routine. Arrive to lessons on time

**3 BE THE BEST YOU CAN BE**  
Live by our GEMS values in lessons and around the school

**4 BE KIND**  
Ensure everyone is able to learn in a calm and happy school

**5 BE FOCUSED**  
Complete homework and on time. Take pride in your work

**6 BE BRAVE**  
Speak up if you need support. Tell us about bullying: we will help you

**7 BE AN AMBASSADOR**  
Join in the school's clubs, leadership programmes and play your part in our school community