









# The Winchester School

## Year 4 Family Learning News Letter –January, 2020



Area of learning	Focus	Home activities/How can you help your child at home	Useful website
<p><b>Literacy</b></p>	<p><b>Spelling: Learning Objective</b></p> <ul style="list-style-type: none"> <li>To use words with /u / sound spelt as <b>ou</b></li> <li>To focus on words ending in <b>–ing</b>. How do these letters join? What sound do they make?</li> <li>To explore words ending with <b>'ly</b>'.</li> <li>To spell Homophones and near Homophones.</li> </ul> <p><b>Grammar: Learning Objective</b></p> <ul style="list-style-type: none"> <li>To use conjunctions to express time and cause.</li> <li>To punctuate direct speech.</li> <li>To identify and use possessive pronouns.</li> <li>To place the possessive apostrophe accurately in words with regular plurals and in words with irregular plurals.</li> </ul> <p><b>Punctuations: Learning Objective</b> To use basic punctuations to mark grammatical boundaries like commas and full stops and how they are used to join and separate clauses.</p>	<p><b>Discuss</b> how the letters <b>ou</b> is pronounced as <b>u</b> in some words. <b>For example:</b> The <b>ou</b> in <b>'touch'</b> sounds like the <b>u</b> in <b>'much'</b>. <b>Ask</b> your child to <b>copy</b> the following sentences, underlining the letters <b>ou</b> when they sound like <b>u</b>.</p> <ul style="list-style-type: none"> <li><b>The shepherd was a young boy.</b></li> <li><b>His lies caused a great deal of trouble.</b></li> <li><b>He tricked the villagers a couple of times.</b></li> <li><b>When the wolf came, it was tough.</b></li> </ul> <p><b>Encourage</b> your child to make note of new words and their spellings especially by adding the suffixes <b>'ing'</b> and <b>'ly'</b> correctly. <b>Remind</b> that conjunctions are words that join two clauses together in a sentence. <b>Provide</b> copies of texts with conjunctions and ask them to <b>find and highlight</b> as many different conjunctions as they can. <b>Look</b> for conjunctions when they read a book and <b>discuss the different ways they are used in a text.</b> <b>Remind</b> your child that, to show possession we can use an apostrophe and the letter's' at the end of a single noun. At the end of a plural noun that already ends in's' we add only one apostrophe. After a plural noun that does not end in's', we can use an apostrophe and the letter's' just as the end of a single noun. <b>Discuss</b> the importance of using Punctuation marks appropriately and the effect of using them in different ways. <b>Encourage</b> them to make a sentence using the words from spelling list using suitable punctuation marks. <b>Talk</b> about extended sentences using connectives like, because, as, since, however etc. <b>Share</b> that inverted commas or speech marks go around direct speeches, including its punctuation. <b>Remind</b> them that if the speech ends with an exclamation mark or question mark, this also goes inside the inverted commas. <b>Give an unpunctuated</b> paragraph to the children and ask them to rewrite the same using punctuations appropriately.</p>	<p><a href="#">short -u- sound spelt -ou-</a></p> <p><a href="#">ou words pronounced as u</a></p>  <p><a href="#">Adverbs</a></p> <p><a href="#">Play the conjunction game</a></p> <div style="display: flex; justify-content: space-around;"> <div style="text-align: center;">               Conjunctions.ppt         </div> <div style="text-align: center;">               speech_marks.ppt         </div> </div> <p><a href="#">possessive apostrophes</a></p> <div style="display: flex; justify-content: space-around;"> <div style="text-align: center;">               apostrophe table..doc         </div> <div style="text-align: center;">               The possessive apostrophe present         </div> </div> <p><a href="#">punctuation</a></p> <div style="text-align: center;">               bbc_teachers_ks2_english_worksheet_p         </div>



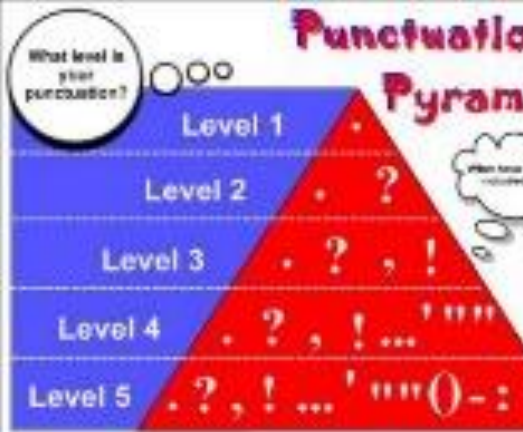
# The Winchester School

## Year 4 Family Learning News Letter –January, 2020



To use basic punctuations to mark grammatical boundaries like commas and speech marks.

**Link to Education:**



**Equality: Am I a fair person?**

**What does it mean to treat people equally?**

**Text Level: Fables - Learning Objectives**



- To identify the features and purpose of Fables.
- To draw inferences such as character's feeling, thoughts and motives from their actions.
- To identify how language, structure and presentation contribute to the meaning.

**Encourage** your child to create their own punctuation cards and explain its usage.

**Enjoy Kung FU punctuation activity using the links.**

[Online punctuation games](#)

**Discuss** with your child on the importance of being fair. **Show** them scenarios where they can **choose** between being fair or unfair.

**Remind** him / her that it is very important to inculcate and follow moral values as they are strong pillars in building up character.

**Story Telling: Become a story teller** and ask questions related to characters, their feelings, different settings and the plot of the story.

**Discuss** the use of language by the author and check for understanding by asking questions with reference to the text.

**Encourage** your child to read fables online and use of drama and storytelling to develop their ideas further.

**Discuss** to answer questions like:

What is meant by moral?

How does the fable build a story around the lesson learnt by the main character?

How does dialogue between the characters keep the story moving?

**STREAM BASED ACTIVITY:** Make a model of Willy Wonka's chocolate factory using recycled material.

**Discuss the book cover of the novel** 'Charlie and the Chocolate factory'. Start a discussion with your child about the novel ask if he/she has read it before/seen the film etc.,


**Together** make predictions of what could the story be?

**Read chapter 1** – 'Here comes Charlie'. *What do we know about Charlie Bucket after reading this chapter? Do you like him? Why/why not? What would you say to him if you ever met him?*

**Talk** about how the characters are portrayed in the novel.

### PUNCTUATION MARKS

•	Full stop or Period	“ ”	Quotation Marks
,	Comma	'	Apostrophe
:	Colon	...	Ellipsis Points
;	Semicolon	!	Exclamation Mark
?	Question Mark	_	Underline
( )	Round Brackets	- b	Hyphen
[ ]	Square Brackets	a/b	Virgule



[Read Fables Online](#)

[Aesop's Fables](#)



# The Winchester School

## Year 4 Family Learning News Letter –January, 2020



- To plan and create their own Fable independently.

### Novel: Charlie and The Chocolate Factory – Learning Objectives:

- To investigate how the characters are presented - referring to the text.
- To differentiate between facts and opinions.
- To read the text, retrieve text for understanding and draw inferences.
- To explore the setting of the novel, theme and relate it to real life.



### Discuss the way the author has presented these characters.

Look at some of the words/phrases that the authors has used to describe Charlie's feelings and senses as he waits outside the famous chocolate factory.

Model how to turn these into similes and full sentences.



### [Best Moral Stories](#)

### [Fables Interactive](#)



fables.ppt



Features of Fables.ppt



How\_to\_write\_a\_fable.ppt

### [Charlie and the Chocolate Factory](#)

### [Games](#)

### [Meet the Characters](#)



crazy\_characters.pp tx



# The Winchester School

## Year 4 Family Learning News Letter –January, 2020



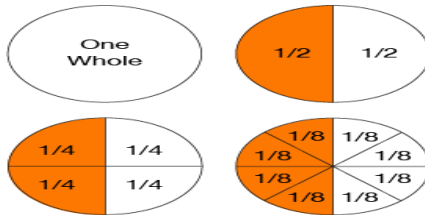
### Numeracy

- To solve multiplication and division one-step and two-step problems involving numbers or

Country	1 Dirham	10 Dirhams
EMRO	1	0.66970
JAPAN	1	0.079776
KOREA	1	0.999793
PHILIPPINES	1	0.14978
NEW ZEALAND	1	0.91968
SINGAPORE	1	0.12180
SWITZERLAND	1	0.37800
TAIWAN	1	0.22900
THAILAND	1	0.22900
UNITED KINGDOM	1	0.7158
U. S. A.	1	7.06240

money.

- To multiply & divide one and two digit numbers by 10 and 100.
- To use diagrams to identify equivalent fractions.



- To add and subtract fractions with the same denominator.

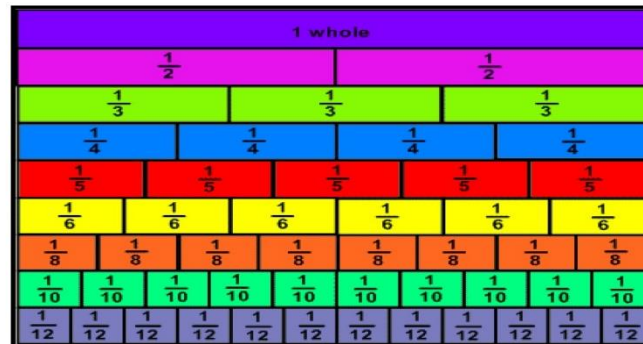
**Share** and discuss the use of multiplication in solving problems involving numbers or money in real life. (E.g: cost of different items, measuring objects etc.)

- Cost of 1.5kg of apples is 8.90 Dirhams. Therefore, what would be the cost of 3 Kg of apples?
- Sally shoots an arrow 30 yards. Flame shoots her arrow three times as far. How far did Flame's arrow go?

**Encourage** your child to find fractions in their daily life. E.g. A pizza cut into quarters.

Challenge your child to make a fraction strip / fraction wall of its own.

**Share and Talk** to them asking questions like how many quarters make one whole? How many quarters make a half? How many halves make a whole etc.?



### Multiplication Word problem

[Multiplying and Dividing by 10, 100 and 1000](#) (click to download the PowerPoint and then play the game on multiplying and dividing by 10, 100 and 1000).

### Equivalent fractions

### Ordering and comparing fractions



### **I-Pad applications:**

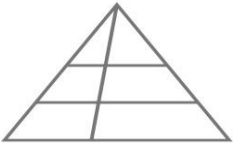
### Fractions



# The Winchester School

## Year 4 Family Learning News Letter –January, 2020



		<p><b>Challenge:</b></p> <p>How many triangles are there in this shape?</p> 	
<p><b>Science</b></p>	<p><b>Habitat and Adaptation</b></p> <p><b>Types of Habitats</b></p> <p>To identify different types of habitat and be aware that different animals found in various habitats.</p> <p>To compare the different types of habitats and describe how the animals survive in the various environments.</p> <p>To pose questions about organisms and the habitat in which they live and make predictions.</p>	<p><b>Talk</b></p> <p><b>Discuss</b> with your child the meaning of 'Habitat'. Habitat is the natural home of plants and animals and a place which offers them food, protection and shelter. Use pictures to illustrate the meaning.</p> <p><b>Discuss</b> how plants and animals depend on each other for survival.</p> <p><b>Share</b></p> <p>Share with your child the names of different habitats found within different environments like grassland, pond, desert etc.</p> <p><b>Encourage</b></p> <p>Using pictures of places in the immediate locality or similar to those in the locality as stimuli, ask children to predict where a particular organism will be found e.g. woodlice, snail, butterfly, and bee. Visit locality to check prediction. What possible dangers that species might go through and how it can be saved from getting extinct.</p>	<p><a href="#">Different types of Habitats</a></p> <p><a href="#">Types of animal habitats</a></p> <p><a href="#">Habitats</a></p> <p><a href="#">Plant and animal habitats</a></p> <p><a href="#">Crash course- What makes a habitat a home?</a></p> <p><a href="#">Animals living in different habitats</a></p>



# The Winchester School

## Year 4 Family Learning News Letter –January, 2020



<b>Humanities</b>	<b>Introduction to Europe</b> <ul style="list-style-type: none"><li>To locate and explore the continent of Europe on a world map including the location of Russia.</li><li>To identify the position and significance of latitudes and longitudes.</li></ul>	Talk to your child about the different continents and the continent of Europe in particular.  Encourage your child to research about the latitudes and longitudes.	<a href="https://www.kids-world-travel-guide.com/europe-facts.html">https://www.kids-world-travel-guide.com/europe-facts.html</a>  <a href="https://www.britannica.com/science/latitude">https://www.britannica.com/science/latitude</a>
<b>UAE SST</b>	<b>1. Writing and the Alphabet</b>  <b>2. Number systems</b>	Talk with your child about the way people lived in early societies - the <b>origins</b> of writing and the impact writing had on civilisations.  <b>Encourage</b> your child to research the evolution of number systems and the importance of numbers in modern life.  Link to Moral Education: Creating a culture of character in your school. To be tolerant to different aspects of the society.	<a href="#">Alphabet Writing</a>  <a href="#">Writing Cuneiform</a>  <a href="#">Numeral System</a>
<b>Arabic for Arabs</b>	<b>الألف اللينة في نهاية الكلمات :</b> أن يميز الطالب الألف اللينة في نهاية الكلمات . أن يكتب الطالب فقرة مستخدماً الألف اللينة . <b>شهاد الإمارات الأول :</b> أن يقرأ الطالب النص قراءة جهرية بطلاقة . أن يفسر الطالب الكلمات مستخدماً المعجم الورقي والرقمي .	*يساعده في قراءة إحدى القصص وتحديد عناصرها . * حثه على الكتابة مراعي الألف اللينة . * حثه على الإلقاء في مناسبات مختلفة . * حثه على استخدام ما تعلمه في حياته اليومية . * البحث عن أبيات شعرية تحوي جملاً فعلية .	<b>الألف اللينة</b> <b>الجملة الاسمية والفعلية</b> <b>حروف تكتب ولا تلفظ</b> <b>منصة اقرأ بالعربية</b> <b>قناة اللغة العربية والتربية الإسلامية بمدرسة ونشستر</b>



# The Winchester School

## Year 4 Family Learning News Letter –January, 2020



	<p>ان يوضح الطالب المعلومات المقدمة بوسائل مختلفة . <b>نشيد الشهيد :</b> أن يفسر الطالب الفكرة الرئيسة والمغزى من النص الأدبي . أن يميز الطالب بين النثر والشعر . أن يحدد الطالب دور الإنسان في حماية وطنه <b>الجملة الفعلية :</b> أن يميز الطالب أركان الجملة الفعلية . أن يحدد الطالب أركان الجملة الفعلية .</p>	<p>يمكن لولي الأمر الدخول من خلال الرابط المرفق لموقع قناة اللغة العربية والتربية الإسلامية الخاص بمدرسة ونشستر ومتابعة التسجيلات الخاصة بالدروس ومشاركتها مع التلميذ وتدوين ما تعلمه في دفتره المدرسي.</p>	
<b>Arabic for Non Arabs</b>	<p><b>( المدينة ) The city</b> 1 .To distinguish between the places in the city. .To describe the city using the new vocabulary. 2 3.To compare between the city and the village. 4- To create a paragraph about the city. 5- To express the opinion about the city.</p>	<p>In every lesson, we provide the students with new words With their meanings to help your child memorize and use in sentences of his/her own. -Encourage your child to speak about a favourite place. -Ask your child to describe the places in the city, which you have visited before. - Go through the links on the Arabic YouTube channel so that you can help your child learn more at home about the topic.</p>	<p><a href="#">LEARN ARABIC VERBS AND ADJECTIVES</a> <a href="#">Learn Arabic Writing</a></p> <p><a href="#">Places in Dubai</a> <a href="#">Food in Arabic 2</a> <a href="#">I Read Arabic</a></p> <p><a href="#">Arabic and Islamic YouTube Channel</a></p>
<b>Islamic for Arabs</b>	<p><b>صلاة الجماعة</b> أن يدلل الطالب على فضل صلاة الجماعة أن يستنتج الطالب فضل صلاة الجماعة <b>السنن الرواتب</b> أن يستنتج الطالب فضل السنن الرواتب أن يعدد الطالب فضل عدد ركعات السنن الرواتب <b>سورة الأعلى</b> أن يوضح الطالب المعنى الإجمالي للسورة . أن يلتزم الطالب آداب التلاوة.</p>	<p><b>يساعد ولي الأمر التلميذ في</b> حثه على الصلاة في جماعة. توفير بعض الفيديوهات المساعدة على تعلم الدروس في المنزل. يمكن لولي الأمر الدخول من خلال الرابط المرفق لموقع قناة اللغة العربية والتربية الإسلامية الخاص بمدرسة ونشستر ومتابعة التسجيلات الخاصة بالدروس ومشاركتها مع التلميذ وتدوين ما تعلمه في دفتره المدرسي.</p>	<p><a href="#">فضل الصلاة في جماعة</a> <a href="#">السنن الرواتب</a> <a href="#">سورة الأعلى</a></p> <p><a href="#">قناة اللغة العربية والتربية الإسلامية بمدرسة ونشستر</a></p>



# The Winchester School

## Year 4 Family Learning News Letter –January, 2020



<p><b>Islamic for Non Arabs</b></p>	<p><b>The etiquette of entering or leaving a house.</b></p> <ol style="list-style-type: none"><li>1- To learn the supplication on entering and leaving the house.</li><li>2- To explain the etiquette of entering and leaving the house.</li><li>3- To list the benefits of applying the etiquette of entering and leaving the house.</li></ol> <p><b>Good treatment.</b></p> <ol style="list-style-type: none"><li>1- To infer the good manners in treatment of other.</li><li>2- To explain how to respect the elderly and treat of the weak kindly.</li><li>3- To explain the status of manners in Islam.</li></ol> <p><b>The importance and etiquette of obligatory prayers.</b></p> <ol style="list-style-type: none"><li>1- To mention the importance of obligatory prayers.</li><li>2- To learn the proper behavior in prayer.</li></ol> <p><b>Congregational prayer (Salatul-Jama'ah)</b></p> <ol style="list-style-type: none"><li>1. To differentiate between Salat-ul-jamaaha, and Salatul-Fard.</li><li>2. To explain the importance of praying in Jama'ah.</li></ol>	<ol style="list-style-type: none"><li>1- Share with your child the supplication on entering and leaving the house.</li><li>2- Talk with your child about the etiquette of entering and leaving the house.</li><li>3- Talk with your child how to respect the elderly and treat of the weak kindly.</li><li>4- Share with your child important of the obligatory prayer.</li><li>5- Talk with your child about the importance of performing obligatory prayer in its time.</li><li>6- Share with your child the etiquette of the obligatory prayer and the mosque too.</li><li>7- Share with your child the Hadith of prophet Mohamed (P-B-U-H) about the importance of Salatul-Jama'ah.</li><li>8- Please talk with your child about the importance of going to the mosque to perform Salatul-Jama'ah and its benefits.</li></ol>	<p><a href="#">The etiquette of entering or leaving a house:</a> <a href="#">Be Connected to the Masjid Arabic and Islamic YouTube Channel</a></p>
-------------------------------------	---	---	--





# The Winchester School

## Year 4 Family Learning News Letter –January, 2020



<p>French</p> <p>-Les jours de la semaine</p> <p>-les mois de l'annee</p>	<p>As- tu un animal?</p>	<p><b>Talk</b> to your child about the animals in French.</p> <p><b>Share</b> reading and writing sentences using verbe (avoir) J'ai .....asking the question "as-tu un animal?"</p> <p><b>Encourage</b> your child to find out more animals and say it in French. Differentiate between the masculine and the feminine using the correct articles</p> <p><b>Memorize</b> the names of animals in French.</p>	
---	--------------------------	---	--