






The Winchester School

Year 3 Family Learning Newsletter **September 2021**




Area for learning	Focus	Activities	Useful Websites/Apps								
Literacy	<p>Spelling:</p> <ul style="list-style-type: none">• Root Words• Nouns with prefixes <p>Punctuation: To use capital letters in sentences.</p> <p>To use end stops such as full stops, question marks or exclamation marks to end sentences.</p> <p>Grammar:</p> <ul style="list-style-type: none">• To use adjectives for description <div> adjective crossword.docx</div> <div> adjectives sept FLN.docx</div>	<p><u>Talk and Encourage the children to do the following:</u></p> <ul style="list-style-type: none">• Talk to your child about root words and the change in the meaning of the word when we add a prefix. <p>Example: Happy- unhappy, appear- disappear</p> <ul style="list-style-type: none">• Encourage your child to match the root word to the prefix and to tell the difference in meaning. <table><tr><td>un</td><td>happy</td></tr><tr><td>un</td><td>kind</td></tr><tr><td>dis</td><td>appear</td></tr><tr><td>dis</td><td>comfort</td></tr></table> <p>Speak to your child and engage him/her to describe things around the house. Guide your child to use interesting vocabulary to describe the things around.</p> <p>Encourage your child to annotate the Common nouns and Proper nouns found on the page of a story book.</p> <p>Point out that pronouns avoid repetition.</p>	un	happy	un	kind	dis	appear	dis	comfort	<p>prefix game</p> <p>Punctuation quiz</p> <p>making sentences</p> <p>sentence structure</p> <p>vocabulary games</p> <p>adjectives</p> <p>Spelling Games</p> <p>English Games</p>
un	happy										
un	kind										
dis	appear										
dis	comfort										



The Winchester School

Year 3 Family Learning Newsletter **September 2021**




	<ul style="list-style-type: none"> • To define kinds of nouns • To use pronouns to avoid repetition. • To recognize the use of verbs in sentences.  <p>TEXT LEVEL:</p> <p>Reading Comprehension:</p> <p>Gumdrop has a birthday</p> <p>Tiger Dead! Tiger Dead</p>	<p>Discuss the use of verbs in sentences. Write a sentence without verbs and ask your child to fill in the doing word to complete the sentence.</p>  <p>Allocate a special time and place to read a book together. Read a selection of stories with incidents and settings familiar to your child.</p> <p>Encourage him/her to identify characters, settings and main events.</p> <p>Enact stories using puppets or through role play.</p> <p>Encourage your child to have a diary and write out an important happening of the day.</p> <p>Share some interesting articles from newspapers or magazines. Let your child identify the features of a news report.</p>	<p>features-diary-entry</p>  <p>Elements of a story</p> <p>Creating a new report</p> <p>Features of a Newspaper report</p>
--	---	---	---



The Winchester School

Year 3 Family Learning Newsletter **September 2021**

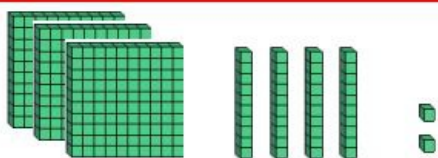



	<p>James & the Giant Peach</p> <p>Composition:</p> <p>Diary Entry</p> <p>Report Writing</p>	<p>Talk about what is happening in the photographs in a News article. Help your child read the paragraphs in a News paper report and discuss the purpose of the News article.</p> <p>Discuss the difference between fiction and non-fiction texts.</p>	
Numeracy	<p>Place Value:</p> <p>To read and write numbers and order them up to 1000.</p> <p>To partition three-digit numbers into multiples of 100, 10 and 1 in different ways.</p>	<p>Encourage your child to write number names against numbers for their age. E.g. I am eight years old.</p> <p>Talk to your child about how partitioning numbers makes calculating quicker. Also discuss how partitioning helps in comparing and ordering numbers</p> $\begin{array}{l} 346 = 300 + 46 \\ \quad \quad 300 + 40 + 6 \\ \quad \quad 300 + 30 + 16 \\ \quad \quad 200 + 120 + 26 \dots \end{array}$ <p>Encourage your child to skip count up to 100 and back to reinforce their number knowledge. Make it challenging by starting with a random number E.g. 51, 6 etc.</p>	<p>Place value</p> <p>Give correct place value game</p> <p>Addition and subtraction games</p> <p>Addition and subtraction word problem</p>



The Winchester School

Year 3 Family Learning Newsletter **September 2021**



Hundreds	Tens	Ones
3	4	2
300	+ 40	+ 20

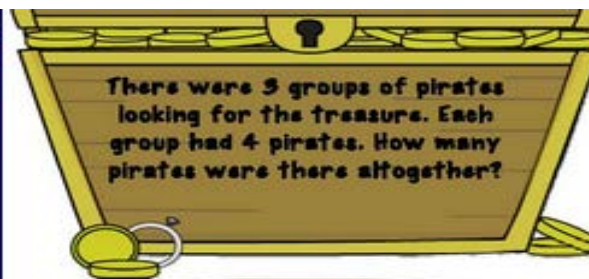
To use mathematical skills to compare and order 3 digit numbers.

To be able to round 3 digit numbers to the nearest 10 and 100

Addition & Subtraction:

To add and subtract a 3-digit number and 10s

Share with your child how word problems help understanding in real life context. e.g.



I bought a pack of 80 sweets and shared them equally between my friend and sister. How many sweets did each get?

Math challenge :


Number Pyramids- In the number pyramid, guide your child to find the next number, by adding the two bricks below it.

Encourage your child to make their own addition pyramids like the one given below and complete it.



The Winchester School

Year 3 Family Learning Newsletter **September 2021**



To be able to find 100 more and 100 less of a number

To add and subtract one digit and two digit numbers.

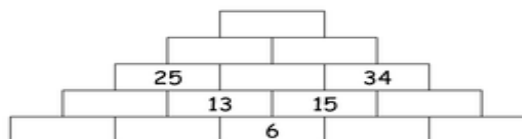
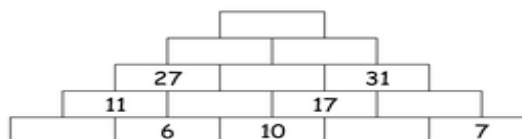
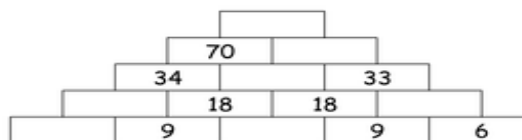
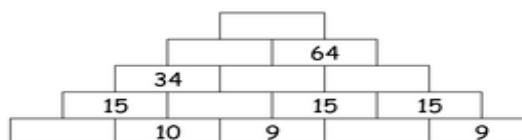
To attempt one step and two step word problems

Use RUCSAC to solve word problems:

	Read	Read the question carefully
	Underline	Underline the keywords and numbers
	Choose	Choose the correct operation(s) and a mental or written method of calculation.
	Solve	Solve it! Make sure you follow the steps.
	Answer	Check that you've answered the question. What did you need to find out in the first place?
	Check	Check your answer. Use another method or checking technique (was it close to your estimate?)

They can add in more levels to make it more interesting.


Number pyramids (base numbers 5-10)






The Winchester School

Year 3 Family Learning Newsletter **September 2021**




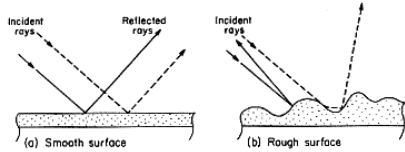
Science	<p><u>UNIT II - Light and Shadow</u></p> <p>To understand and investigate that light does not travel through opaque objects and shadow is formed when an opaque object blocks the path of light.</p> <p>To understand that shadows are formed when light travelling from a source is blocked.</p>	<p>Talk to your child about different sources of light, discuss with your child- how a shadow is formed. Share the knowledge that a shadow is formed when an object blocks the path of light. Also have a discussion about even and uneven surface.</p> <p>Encourage your child to observe different sizes of shadow during the day and understand how the size varies according to the distance.</p> <p>Encourage your child to try making a sundial and to make puppet using various materials such as paper, thermocol, plastic etc. at home and with the help of a torch observe how a shadow is formed.</p>	 <p><u>Light and Shadow</u></p> <p><u>Light</u></p> <p><u>Light - Type of object</u></p> <p><u>Shadow</u></p> <p><u>Change in Length of Shadow</u></p> <p><u>All about light and shadow</u></p>
----------------	--	---	---



The Winchester School

Year 3 Family Learning Newsletter **September 2021**




	<p>To understand light travels in a straight line.</p> <p>To find out that whether the size of the shadow varies according to the distance from the source of light.</p> <p>To understand how shadow changes with change in position of the source of light.</p> <p>To explore how to bend a beam of light.</p>	<p>Share if the material is opaque it will form clear shadow. Share that the shadow is formed when the object is opaque. Transparent materials let light pass through them .e.g. a glass -it does not form shadow. Similarly translucent objects allow little light to pass through e.g. .laminated sheet, tissue paper. So they form a weak shadow.</p> <p>Share the knowledge that position of the shadow is influenced by the position of the light. Mid-day shadow is small because the position of the sun is on top of our head. Also explain how light reflects when pointed at an even or uneven surface.</p>	<p><u>Reflection of Light</u></p> <p><u>Laws of Reflection</u></p> 
--	---	---	--



The Winchester School

Year 3 Family Learning Newsletter September 2021




<p>Arabic for Arabs</p>	<p>عندما فقد الملك أحلامه:</p> <p>- أن يطبق المتعلم معرفته بقواعد الصوتيات ليقرأ الكلمات المألوفة ، ويتهجى الكلمات غير المألوفة ومتعددة المقاطع .</p> <p>- أن يفسر التلميذ الكلمات والعبارات المستخدمة في النصوص الأدبية مميزاً بين الاستخدامات الحقيقية والمجازية.</p> <p>- أن يقرأ التلميذ النص قراءة سليمة خالية من الأخطاء.</p> <p>- أن يقرأ المتعلم قراءة جهرية سليمة مراعيًا الضبط السليم .</p> <p>- أن يجيب التلميذ عن أسئلة تظهر فهمه للفكر الرئيسة والفرعية مستعيناً بالنص.</p> <p>هل تحلم الحيوانات :</p> <p>- أن يفسر التلميذ المفردات الجديدة في النص المعلوماتي.</p> <p>- أن يقرأ التلميذ النص قراءة سليمة خالية من الأخطاء</p> <p>- أن يطرح التلميذ أسئلة عن الفكرة الرئيسة والفكر الفرعية في النص مبدئياً رأيه في المضمون.</p>	<p>يستطيع السيد ولي الأمر أن يساعد الطالب عن طريق:</p> <p>مساعدة الطالب على استخدام الكلمات الجديدة في تعبيراته داخل المنزل.</p> <p>- مساعدة الطالب في كيفية التفكير بأحلامه وطموحاته ودعمه وتحفيزه لمقابلة ومواجهة المشاكل والأزمات .</p> <p>مساعدة الطالب في الربط بين خبراته ومعلوماته السابقة وبين ما يتعرفه من معلومات جديدة.</p> <p>مساعدة الطالب في كيفية جمع كلمات من المحيط الذي حوله .</p> <p>- مساعدة التلميذ في التعرف إلى كيفية الحصول على معلومات من خلال مصادر المعرفة المتنوعة (الموسوعات – القصص – أشرطة الفيديو – الشبكة المعلوماتية) .</p> <p>يمكن لولي الأمر الدخول من خلال الرابط المرفق لموقع قناة اللغة العربية والتربية الإسلامية الخاص بمدرسة ونشستر ومتابعة التسجيلات الخاصة بالدروس ومشاركتها مع التلميذ وتدوين ما تعلمه في دفتره المدرسي.</p>	<p>منصة أقرأ بالعربية</p> <p>هل تعتقد أن الحيوانات تحلم مثل البشر ؟</p> <p>قناة اللغة العربية والتربية الإسلامية بمدرسة ونشستر</p>
<p>Arabic for Non Arabs</p>	<p>(المدرسة) THE SCHOOL</p> <ul style="list-style-type: none"> - To create sentences about the school. - To know the difference between the masculine and feminine. 	<p>Help your child to link between the picture and the word.</p> <p>Ask your child to draw the things those are found in the school.</p> <p>Talk to your son about the places those are found in the school.</p>	<p>Learn about the school in Arabic</p> <p>ARABIC COLOURS</p>



The Winchester School

Year 3 Family Learning Newsletter September 2021






	<ul style="list-style-type: none"> - To describe a day in the school. - To create a dialogue about the school. - To use the propositions correctly. - To express the opinion in the school. - To create a sign about the school. 	Go through the links on the Arabic and Islamic YouTube Channel so that you can help your child learn more at home about the topic	I Read Arabic Arabic and Islamic YouTube Channel \
Islamic for Arabs	<p>* سورة العلق</p> <ul style="list-style-type: none"> - أن يتلو التلميذ السورة تلاوة صحيحة. - أن يستنتج التلميذ المعنى الإجمالي للسورة. - أن يوضح التلميذ مراحل نمو الإنسان من خلال السورة. <p>* بر الوالدين</p> <ul style="list-style-type: none"> - أن يحدد التلميذ مظاهر بر الوالدين . - أن يدلل التلميذ على بر الوالدين. - أن يستنتج التلميذ ثواب بر الوالدين. <p>حسن الخلق:</p> <ul style="list-style-type: none"> أن يستنتج التلميذ ما يرشد إليه الحديث الشريف . أن يحدد التلميذ فضل حسن الخلق. أن يعدد التلميذ مكارم الأخلاق. 	<p>يساعد ولي الأمر التلميذ في :</p> <ul style="list-style-type: none"> - فهم المعنى الإجمالي للسورة - حفظ السورة - تلاوة السورة - يشجعه على احترام الوالدين - يشجعه على عمل الخير دائما - يشجعه على حب الناس - يشجعه على قراءة القرآن ملتزماً آداب التلاوة <p>يمكن لولي الأمر الدخول من خلال الرابط المرفق لموقع قناة اللغة العربية والتربية الإسلامية الخاص بمدرسة ونشستر ومتابعة التسجيلات الخاصة بالدروس ومشاركتها مع التلميذ وتدوين ما تعلمه في دفتره المدرسي</p>	<p>سورة العلق المصحف المعلم</p> <p>بر الوالدين للأطفال</p> <p>حسن الخلق</p> <p>حسن الخلق 2</p> <p>قناة اللغة العربية والتربية الإسلامية بمدرسة ونشستر</p>
Islamic for Non Arabs	<p>Surat Al-Alaq</p> <p>To recite Surat-ul-Alaq with Tajweed</p> <p>To explain the general meaning and the vocabularies contained in the verses.</p> <p>To apply Qalqalah in my recitation.</p> <p>To analyze the reason for the revelation of the verses (10-19).</p>	<p>Talk to your child about honoring parents and why it is important.</p> <p>Ask your child to follow the etiquette of recitation.</p> <p>Encourage your son\daughter to learn Surah- Al-Alaq.</p> <p>Encourage your son/daughter to learn the duaa taught in class.</p>	<p>Surat ul- Alaq</p> <p>Being Dutiful & Kind to our Parents</p> <p>Arabic and Islamic YouTube Channel</p>




The Winchester School

Year 3 Family Learning Newsletter **September 2021**




	<p>(The etiquette of Recitation) To explain the etiquette of recitation. To explain the importance of important of following the etiquette of recitation.</p> <p>(Honoring Parents) To explain the importance of honoring parents. To clarify the benefits of honoring parents in Islam.</p>	<p>Encourage your child to colour monthly prayer chart and question in book ISLAM MY WAY OF LIVING. Go through the links on the Arabic and Islamic YouTube channel so that you can help your child learn more at home about the topic.</p>	
<p>Humanities – History</p>	<p>The Stone Age – Artefacts</p>  <p>What was life like in the Stone Age?</p>	<p>Talk about the importance of artefacts to know about the past.</p> <p>Share some artefacts from the past.</p> <p>Encourage your child to research Stone Age artefacts.</p> <p>Talk about the people who lived in the Stone Age and their food, shelter and clothing. How do we know about them? Share what you know about how Early Man survived in his environment. Encourage your child to research Stone Age Man.</p>	 <p>Stone age artefacts</p> <p>The Stone age</p> <p>Stone Age facts</p> <p>Stone Age - History</p>



[illegible]



The Winchester School

Year 3 Family Learning Newsletter **September 2021**




<p>Physical Education</p>	<p><u>Body movements:</u></p> <p>Learn to improve the different body movements. Students show controlled and accurate basic body movements.</p>  <p><u>Locomotor & Non-locomotor</u></p>	<p><u>Talk and Encourage the children to do the following:</u></p>  <p><u>Develop movement for FAST Walk, UPPER & LOWER BODY Exercises</u> <u>Practicing Animal movement walk & 1-2 Squats</u> <u>Different types FOOTWORKS.</u></p> <p><u>Talk and Encourage the children to do the following:</u></p>	<p><u>Useful sites:</u></p> <p>https://www.youtube.com/watch?v=myZmniNNgk https://www.youtube.com/watch?v=j918PoWWaB0 https://www.youtube.com/watch?v=KuLyl-3qnN8</p> <p><u>Useful sites:</u></p>
---------------------------	---	--	--




The Winchester School

Year 3 Family Learning Newsletter **September 2021**



skills:

Learn and develop the locomotor & non-locomotor skills through movement exercises. Students will be able to understand and develop basic locomotor skills by doing variety of exercises.



Encouraging children to be take part in Locomotor & non-locomotor activities. The key locomotor skills are walking, running, jumping, hopping, crawling, marching, climbing, galloping, sliding, leaping, hopping, and skipping. Nonlocomotory movements, such as bending, swaying, or wiggling.


<https://www.youtube.com/watch?v=GN1cjZwqS8Y>
<https://www.youtube.com/watch?v=rCg-MkVkyU>
<https://www.youtube.com/watch?v=vrALQPaaOWE>
<https://www.youtube.com/watch?v=rRDRsSrmmBs>
<https://www.youtube.com/watch?v=G8bYcYvIkTE>

Talk and Encourage the children to do the following:



The Winchester School

Year 3 Family Learning Newsletter **September 2021**



Cardio workout:

Learn to improve the body fitness level through cardio exercises. Students will be able to learn the cardio exercises and maintain their fitness level.



10 MINUTE CARDIO WORKOUT AT HOME

BEGINNER: 20 sec. exercise - 40 sec. pause
INTERMEDIATE: 30 sec. exercise - 30 sec. pause
ADVANCED: 45 sec. exercise - 15 sec. pause



Encouraging children to do below cardio exercises:

Top home cardio exercises

- Jump rope. Jump rope is an effective form of cardio exercise. ...
- Jumping jacks. Jumping jacks involve the entire body and are a good way to work the heart, lungs, and muscles in one exercise.
- Burpees. ...
- Running in place. ...
- Squat jumps. ...


Useful sites:



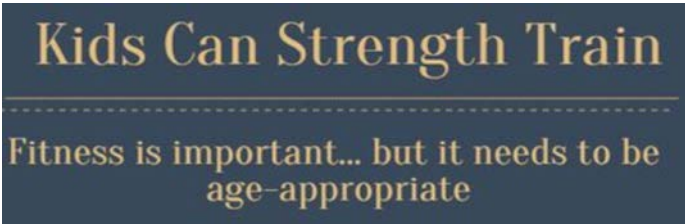
<https://www.youtube.com/watch?v=kAXg3cM0UCw>
<https://www.youtube.com/watch?v=oc4QS2USKmk>
<https://www.youtube.com/watch?v=7xCAEbKDNi4>
<https://www.youtube.com/watch?v=02qb4MsM8ho>



The Winchester School

Year 3 Family Learning Newsletter **September 2021**



	<p><u>Physical fitness-strength workout:</u></p> <p>Learn and develop the strength exercises Students will be able to understand and do variety of exercises.</p> 	<p><u>Talk and Encourage the children to do the following:</u></p> <p>Upper body Exercises Lower body Exercises Core Strengthening Leg Exercises Weight Training Circuit Training</p>  <p>Exercises</p> 	<p><u>Useful sites:</u></p> <p>https://www.youtube.com/watch?v=n9le8UPt8A0 https://www.youtube.com/watch?v=fF80zhIGYkA https://www.youtube.com/watch?v=vO9DJ91PZ4E</p>
<p>Music Year03 (Kiko)</p>	<ul style="list-style-type: none"> • Refresher on how to play the recorder 	<ul style="list-style-type: none"> • Let the child practice at home, even though there will be squeaking. Be an audience. But better also check if the child is holding the recorder properly. 	<p>https://www.youtube.com/watch?v=EXyS9qVrVQ4</p> <p>https://www.youtube.com/watch?v=yNzwF04WC0A&t=40s</p>




Music Year03 (Sunil)	Learning how to play the recorder First three letters BAG	<ul style="list-style-type: none"> Let the child practice at home, even though there will be squeaking. Be an audience. But better also check if the child is holding the recorder properly. 	
ICT	<p>Input with Keyboard Mouse</p> <p>Computer - Input Devices and Output devices.</p> <p>Make your mouse, keyboard, and other input devices easier to use.</p> <p>To explore various paintbrush tools and shapes in a paint editor..</p>	<p>Computer - Input Devices and Output devices.</p> <p>Creativity and Art</p> <p>Use your typing skills to type a letter or story.</p> <p>Encourage your child to use 3D Paint application to create their favorite pictures like cartoons, flags, landscapes etc.</p>	<p>https://www.typingclub.com/</p>
MS Paint	<p>Edit with Paint 3D.</p> <p>To copy paste information from different sources.</p>	<ol style="list-style-type: none"> Draw a picture of your favorite superhero. Describe different possibilities of one being cyberbullied. Create a story board or a comic strip on cyber safety using storyboardthat.com or canva. <p>Discuss the difference between bullying and cyber bullying.</p>	<p>3D Paint app.</p> <p>Or</p> <p>https://jspaint.app</p> <p>for android iPad/ Android /Laptop</p>



The Winchester School

Year 3 Family Learning Newsletter **September 2021**



Super Digital Citizen	<p>To save pictures using MS paint in a folder.</p> <p>To recognize the activities of Cyberbullying and to be a super digital citizen.</p>	<p>How can we be super digital citizen when we are using technology?</p>	<p>http://www.youtube.com/watch?v=LluQyI2URwY</p> <p>https://www.storyboardthat.com/</p>
Moral Education	<ul style="list-style-type: none">• To recognize that we are all different and why this is to be welcomed and respected.• To praise and celebrate special features in others. <p>To know who and what should be respected.</p>	<p><u>Talk and Encourage the children to do the following:</u></p> <ul style="list-style-type: none">• Talk to your child about the importance of respect and how to praise and celebrate others achievements.• Encourage your child to follow the same in real life situations.• Speak to your child and engage him/her through different stories of respect and the importance of valuing others in real life.	<p>https://youtu.be/k-6ws8LZECU</p> <p>Respect (liveworksheets.com)</p> <p>https://youtu.be/om3INBWfoxY</p>