
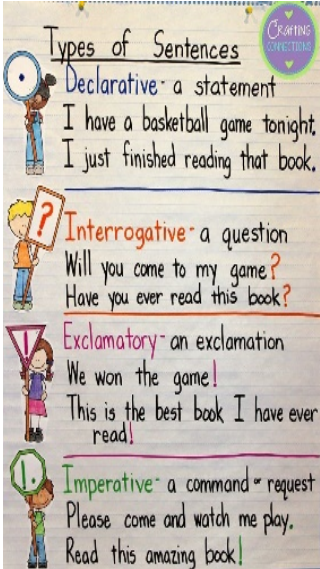




The Winchester School

Year 4 Family Learning News Letter – April 2022



Area of learning	Focus	Home activities/How can you help your child at home	Useful website
Literacy	<p><u>Link to Moral Education:</u> Character and Morality- Consideration for Other's Feelings and Cooperation</p> <p>Novel: The Owl Who Was Afraid of the Dark. Charlie and The Chocolate Factory</p> <p>Spelling:</p> <ul style="list-style-type: none"> To read and spell words using phonic / spelling knowledge. To spell regular verb endings. To distinguish between spelling and meanings of common homophones. <p>Grammar: Exploring Determiners Revisiting Types of Pronouns Exploring Simple, Compound and Complex Sentences</p> <p>Punctuation:</p> <ul style="list-style-type: none"> To use basic punctuations to mark grammatical boundaries like commas and quotation marks. 	<p>Explore the following questions with your children: How can we show thoughtfulness and consideration towards others? How might our actions affect those around us? Discuss: How do you feel when you are kind to someone? How do you feel when someone is unkind to you? Recount any such event or time of your life where you have done an act of kindness. Share how you felt.</p> <p>Share ideas on how can we work effectively as a part of the group? Practice spellings regularly by LOOK, SAY, COVER, WRITE and CHECK strategy.</p> <p>You can use graphics and contextual knowledge to develop the spelling abilities of your child. For e.g. - Ask them to label all their personal belongings at home.</p> <p>Ask them to give you at least two new words everyday which they come across while in school or travelling in a bus.</p> <p>Determiners are a type of word that comes before a noun to introduce it and provide additional information about the quantity and proximity of the noun. Please follow the link to understand the same. Pronouns are words that can be used in a sentence to replace a noun or noun phrase. There are different <i>types of pronouns</i>: personal, possessive and relative.</p> <p>A great writer uses different types of sentences to keep the reader interested, change the pace and tone of their writing. Sentences can be spilt into three types - simple, compound and complex.</p> <p>For example: When you read a story, the writer will have used different types of sentences to keep your interest. The type of sentence used can affect the pace and mood of the story.</p> <p>Discuss the importance of using Punctuation marks and how it can be used in different ways. For example, Comma can separate a list of actions E.g.: "He hit the ball, dropped the bat, and ran to first base." Encourage them to make a sentence using the words from spelling list using suitable punctuation marks.</p>	<p>Homophone Games</p> <p>Determiners Types of Determiners</p> <p>Types of pronouns Types of Sentence Part2</p> 

TEXT LEVEL:

Pupil Book 4: Comprehension:
Unit 15 page 52-54

Students to read and infer from the texts mentioned.

Novel: The Owl Who Was Afraid of The Dark/ Charlie and The Chocolate Factory: Learning Objective

- To read and understand the Novel from the author’s point of view.
- To identify the purpose of the text.
- To make predictions about the next part of the story.
- To talk about what the character is feeling from the writer’s choice of words.
- To respond to the text.

Encourage your child to read Fiction.

Story Telling: Become a story teller and ask questions related to characters, their feelings, different settings and the plot of the story. Discuss the use of language by the author and check children’s understanding of the language.

Ask questions with reference to the text.

Encourage them to suggest ideas for creating their own version of adventure stories

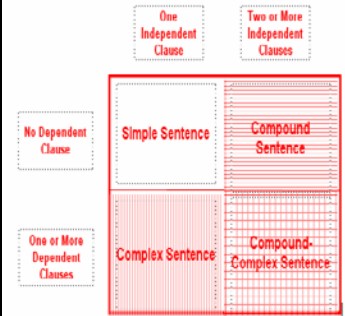
Practice Writing: Writing Topics:

Character Analysis: <https://www.gladehill.nottingham.sch.uk/english-1/>

Writing a Magazine Report/ Nocturnal Animals/ Novel based

Dialogue Writing; Explore the Direct Speeches used in the novel

<https://www.bbc.co.uk/bitesize/topics/z2yycdm/articles/z2gk9qt>




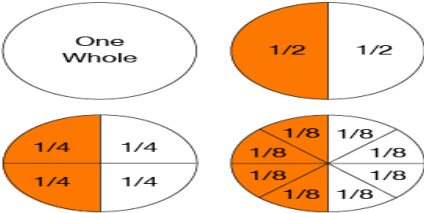
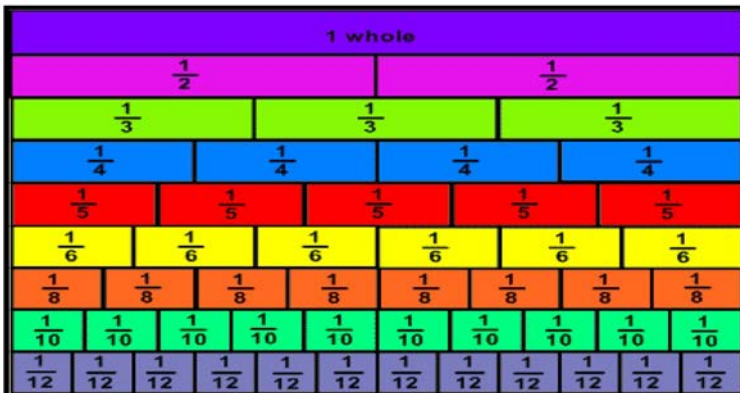


https://youtu.be/rngperra_4



The Winchester School

Year 4 Family Learning News Letter –April 2022




Area of learning	Focus	Home activities/How can you help your child at home	Useful website
<p>Numeracy</p>	<ul style="list-style-type: none"> To use diagrams to identify equivalent fractions.  <ul style="list-style-type: none"> To solve measure and money problems involving fractions and decimals. To recognize the equivalence between the decimal and fraction forms. To add and subtract fractions with the same denominator. 	<p>Encourage your child to find fractions in their daily life. E.g. A pizza cut into quarters.</p> <p>Challenge your child to make a fraction strip / fraction wall of their own. Talk to them asking them questions like how many quarters make one whole? How many quarters make a half? How many halves make a whole etc.?</p>  <p>Challenge:</p> 	<p>Useful Websites:</p> <p>Fractions</p> <p>Fractions to decimals</p>  <p>Equivalent Fractions</p> <p>Comparing and Ordering Fractions</p> <p>Games</p>



The Winchester School

Year 4 Family Learning News Letter – April 2022

Area of learning	Focus	Home activities/How can you help your child at home	Useful website
<p>Science</p>	<p>SOUND</p> <ul style="list-style-type: none"> • To recognize that the sound is produced by vibration of materials and can travel through solids, liquids and gases. • To identify and recognize the change in pitch and loudness of sound 	<p>Talk about the important role the ear plays in receiving sound. Tell them about Sound waves, the way they travel, the mediums they can travel through and the speed at which they travel.</p> <p>Share with them the problems people face if they are deaf or partially deaf for example – difficulties in communication, dangers of traffic. Discuss a few factors that affect hearing, such as, glue ear – a common childhood complaint, wax in ear canal, constant exposure to loud sound. Information on how the sound waves travel through the various mediums (solid, liquid and gases).</p> <p>Encourage them to read and find information on the way the sound reaches the inner ear and how can it be heard to the humans. Find information on Sign language. Also encourage them to question if sound can travel through space, various professions related to the topic, new inventions made in those fields.</p> <p>Talk about the various kinds of musical instruments (wind, percussion, string).</p> <p>Share information on how sound is produced in each kind of musical instrument.</p> <p>Encourage them to make their own musical instruments that can be used for an investigation to find out how difference in sounds (pitch and loudness) can be produced.</p>	<p>Exploring the EAR: https://www.youtube.com/watch?app=desktop&v=HMxOHKwWmU8</p> <p>Health and safety - Ear: Taking Care of Your Ears (for Kids) - Nemours KidsHealth</p> <p>What is Sign Language: http://www.deafblind.com/deafsign.html</p> <p>What is sound? https://www.youtube.com/watch?v=gdGyvGPZ1G0</p> <p>Properties of sound waves https://www.youtube.com/watch?v=wEL87lznGrg&t=118s</p> <p>Ideas for musical instruments: https://tinybeans.com/homemade-instruments/slide/3</p> <p>Sound: Bats and Echolocation HowStuffWorks</p>



The Winchester School

Year 4 Family Learning News Letter – April 2022

Area of Learning	Focus	Home activities/How can you help your child at home	Useful Websites
<p>Humanities</p> <p>Geography</p>	<p>In the Tropics</p> <ul style="list-style-type: none"> • To identify the location of the Tropics of Cancer and Capricorn. • To compare the climate of the tropics with the UK climate. <p>On the Line</p> <p>To explain the position and significance of the Prime Meridian.</p>	<p>Talk to your child about the location of the tropic of cancer and Capricorn.</p> <p>Encourage your child to research about the use of Tropic of Cancer</p> <p>Share with your child the location of the Prime Meridian</p> <p>Encourage your child to research the significance of the Prime Meridian.</p>	<p>Tropic of Cancer & Capricorn Pass Through the Following Countries - YouTube</p> <p>What is Prime Meridian 14 Interesting facts about prime meridian you may not know - YouTube</p>



The Winchester School

Year 4 Family Learning News Letter – April 2022





Area of Learning	Focus	Home activities/How can you help your child at home	Useful Websites and Vocabulary
UAE Social Studies	1. Developments in medicine 2. Using Electricity 3. Powered Engines	Share with your child how medicine has developed over the ages. Talk with your child about the current Covid19 pandemic and ways to prevent the spread of infection. Encourage your child to research the evolution of electricity through the ages. Encourage your child to research about the invention of powered engines.	https://www.youtube.com/watch?v=86UYoZ4ppy8 Vocabulary: Treatment, herbal medicine, vaccines. https://www.youtube.com/watch?v=Uf76pThNXZc Vocabulary: Electricity, Invention Vocabulary: Steam, engine, machine, mass production.



The Winchester School

Year 4 Family Learning News Letter – April 2022




Area of Learning	Focus	Home activities/How can you help your child at home	Useful Websites and Vocabulary
FRENCH	Où es-tu?	<p>Talk to your child about the parts of house using le/la . .</p> <p>Encourage your child to identify a picture of a house and label the parts in French</p>	 



The Winchester School

Year 4 Family Learning News Letter – April 2022



Area of learning	Focus	Home activities/How can you help your child at home	Useful websites
Physical Education Activity -1	<p><u>Basketball/Dribbling:</u></p> <p>Students will be learning to develop the range and consistency of dribbling through the obstacles.</p>	<p><u>Talk and Encourage the children to do the following:</u></p>  <p><u>Encouraging Children to take part in Basketball Games, Dribble the ball hard. ...</u> <u>Head up at all times. ...</u> <u>Use your finger tips to control the ball, not your palm these key points will help the child to become master in the skill to develop his/her Game.</u></p>	<p><u>Useful sites:</u></p> <p>https://www.youtube.com/watch?v=mHpH9BBS4j4 https://www.youtube.com/watch?v=MRrNi7uHmaY https://www.youtube.com/watch?v=BnvGa0l8bMc</p>

Activity - 2

Basketball/Passing & Receiving:

Students will be able to learn to develop the range and consistency of passing and receiving the ball accurately.

Talk and Encourage the children to do the following:



Encouraging Children to take part in Basketball Games, practicing below drills will become master in that game skill

- Bounce pass
- Chest pass
- Overhead pass
- One-hand push pass
- Baseball pass

Talk and Encourage the children to do the following:



Encouraging Children to take part in Basketball Games, practicing more time with Team mates/pairs will improve the give-and-go, a basic offensive play can be a straight pass, a bounce pass, or a lob pass as the situation.

Useful sites:

<https://www.youtube.com/watch?v=OMewIZMmRCI>

<https://www.youtube.com/watch?v=m2sl6P7UQFw>

<https://www.youtube.com/watch?v=NryYEOkWSgU>

Activity-3

Basketball/Passing (Give and Go):

Students will be able to learn to develop the range and consistency of passing accurately while moving.

Useful sites:

<https://www.youtube.com/watch?v=MQJErnxF4ng>

https://www.youtube.com/watch?v=O_Z4gkyPNG0

https://www.youtube.com/watch?v=MvGx3d_f7Bs

Activity-4

Basketball/Lay-up shot:

Students will learn to develop the range and consistency of layup shot

Talk and Encourage the children to do the following:



Encouraging Children to take part in Basketball Games, while practicing Layup shot, below are the key points to remember

Eyes up

Outside long foot step

High inside foot step

Protect the ball & follow through

Practice

Useful sites:

<https://www.youtube.com/watch?v=BwR1DPCVsP8>


https://www.youtube.com/watch?v=q4lqeXob_qg

[tps://ws://www.youtube](https://www.youtube.com/watch?v=q4lqeXob_qg)



The Winchester School

Year 4 Family Learning News Letter – April 2022



Area of learning	Focus	Home activities/How can you help your child at home	Useful websites
Music - Year 4 Mr. Sunil	Learning how to play the song "Every night in my dreams "on recorder	<ul style="list-style-type: none"> Let the child practice at home, even though there will be squeaking. Be an audience. But better also check if the child is holding the recorder properly. 	
Music -Year04 Mr.Joyson	<ul style="list-style-type: none"> Learning how to play the recorder using notes G A B 	<ul style="list-style-type: none"> Let the child practice at home, even though there will be squeaking. 	<ol style="list-style-type: none"> Identify the notes in the recorder with the backing track <u>B.A.G. Medley - RECORDER - YouTube</u> <u>(22) VMM Recorder Song 3: Au Clair de la Lune - YouTube</u>
Music -Year04 Mr.Kiko	<ul style="list-style-type: none"> Improving children's confidence and musicality through singing actions songs and chanting rhymes. Improving on listening skills and recalling. Playing with a recorder Reading Notes 	<ul style="list-style-type: none"> Encourage your child sing action songs at home. Ask the child to perform the songs we learned in school. Help the child choose which other songs they know aside from the songs taught in school and let them invent their own singing actions. 	<p><u>https://www.timeout.com/new-york-kids/music/best-kids-songs</u> <u>https://www.youtube.com/watch?v=EXyS9qVrVQ4</u></p>



The Winchester School

Year 4 Family Learning News Letter – April 2022



Area of learning	Focus	Home activities/How can you help your child at home	Useful website
Arabic for Arabs	<p>ياسمين وزهرة دوار الشمس</p> <p>أن يحدد التلميذ الفكرة الرئيسة والأدلة الداعمة . أن يحلل التلميذ بنية النصوص الأدبية وعناصرها الفنية . أن يحدد التلميذ عناصر القصة . أن يميز التلميذ بين الحوار الداخلي والخارجي. أن يقارن التلميذ بين حكايات من ثقافات مختلفة .</p> <p>الجملة الفعلية :</p> <p>أن يحدد التلميذ أركان الجملة الفعلية . أن يوظف التلميذ الجملة الفعلية . أن يضبط التلميذ الجملة الفعلية .</p> <p>لويس برايل :</p> <p>أن يحدد التلميذ الفكرة الرئيسة والأفكار الداعمة . أن يحلل التلميذ النصوص الأدبية ، وعناصرها الفنية . أن يفاضل التلميذ بين جملتين بناءً على الألفاظ .</p> <p>أن يستنتج التلميذ المغزى من القصة .</p>	<p>مساعدته في جمع شواهد عن الجملة الفعلية . استخدام بعض الألعاب التعليمية للمساعدة على فهم الجملة الفعلية . مساعدته في البحث عن بعض الجمل الفعلية . تشجيعه على التعبير عن أحلامه. مساعدته في التمييز بين النصوص الأدبية . يمكن لولي الأمر الدخول من خلال الرابط المرفق لموقع قناة اللغة العربية والتربية الإسلامية بمدرسة ونشستر ومتابعة التسجيلات الخاصة بالدروس ومشاركتها مع التلميذ وتدوين ما تعلمه في دفتره المدرسي.</p>	<p>منصة أقرأ بالعربية</p> <p>قناة اللغة العربية والتربية الإسلامية بمدرسة ونشستر</p>

<p>Arabic for Non-Arabs</p>	<p style="text-align: center;">Clothes</p> <p>To compare between the different clothes. To create a paragraph about the weather case in the four seasons. To express the opinion in the clothes in different countries. To create tweets, signs, and advertisement about clothes</p>	<p>In every lesson, we provide the students with new words with their meanings to help your child memorize and use in sentences of his/her own. Ask your child to speak about his favourite clothes. Go through the links on the Arabic YouTube channel so that you can help your child learn more at home about the topic.</p>	<p style="text-align: center;">I Read Arabic Arabic and Islamic YouTube Channel</p>
<p>Islamic for Arabs</p>	<p style="text-align: center;">سورة الانشقاق</p> <p>أن يوضح الطالب المعنى الإجمالي للسورة. أن يلتزم الطالب آداب التلاوة. أن يعدد الطالب أحداث يوم القيامة الرفق أن يوضح الطالب صور الرفق. ان يدلل الطالب على فضل الرفق. صياحي لربي أن يدلل الطالب على فضل الصوم. أن يعدد الطالب آداب الصوم.</p>	<p style="text-align: center;">يساعد ولي الأمر التلميذ في</p> <p>حفظ السورة من خلال المصحف المعلم. تشجيع الطالب على الرفق مع الكائنات. توضيح فضل الصوم وآدابه. يمكن لولي الأمر الدخول من خلال الرابط المرفق لموقع قناة اللغة العربية والتربية الإسلامية الخاص بمدرسة ونشستر ومتابعة التسجيلات الخاصة بالدروس ومشاركتها مع التلميذ وتدوين ما تعلمه في دفتره المدرسي.</p>	<p style="text-align: center;">قناة اللغة العربية والتربية الإسلامية بمدرسة ونشستر</p>

<p>Islamic for Non-Arab</p>	<p>Surat-Al-Inshiqaq (1-15) To recite the verses (1-15) correctly. To explain the vocabulary of the verses. To compare between the reward of obedient and the disobedient on the day of judgement.</p> <p>Praising Allah (S-W-T) for His blessings. To explain the importance praising Allah (S-W-T). To explain the general meaning of the Hadith. To conclude the reward of the thankful.</p> <p>My Fasting is for the sake of my lord. To explain the importance of Ramadan month for Muslims. To clarify the provisions of fasting. To conclude the benefits of fasting.</p>	<p>Recite with your child the verses correctly and properly using the given link. Share with your child the general meaning of the verses. Talk with your child about the importance praising Allah (S-W-T). Share with your child the general meaning of the Hadith. Talk with your child about the ethics to be observe in Ramadan month.</p> <p>Go through the links on the Arabic YouTube channel so that you can help your child learn more at home about the topic.</p>	<p><u>Arabic and Islamic YouTube Channel</u></p>
------------------------------------	---	--	--